

Instructor:  Ilda N. González  
Office: MAB 100



E-mail: [igonalez@sulross.edu](mailto:igonalez@sulross.edu)  
Telephones: 432.837.8097 – Cell 432.940.2356

**Office Hours:** Monday – Wednesday – 3:00 p. m. – 5:00 p. m.  
Thursday – Online – 2:00 p. m. - 3:30 p. m.  
Also, available by appointment

**Classes:** Monday through Thursday

**Section 1** – 11:00 to 11:50 p. m.  
**Section 2** – 2:00 – 3:50 p. m.

**Online Lab Requirement per week:**  
1:00 hour – [StudySpanish.com](http://StudySpanish.com)



## RESOURCE REQUIREMENTS

**Required text:** *¡Hola, amigos!* -- 8th Edition -- Authors: Ana C. Jarvis, Raquel Lebrede, Francisco Mena-Ayllón; Publisher: Houghton Mifflin Company.

**Required equipment:** Access to computer

**Recommended:** Spanish Dictionary -- [WordReference.com](http://WordReference.com) | **Online Language Dictionaries** is a very good online dictionary.

**GOAL:** Students will master the basic skills they need to create language for communication; additionally, they will gain knowledge and understanding of other cultures.

### OBJECTIVES: Students will:

- Engage in conversations, provide and obtain information, express feelings and emotions and exchange opinions.
- Understand and interpret written and spoken language on a variety of topics.
- Present information, concepts, and ideas to an audience of listeners or readers on a variety of topics.
- Reinforce and further their knowledge of other disciplines through learning a foreign language.
- Demonstrate understanding of the nature of language through comparisons of foreign language studied and their own.
- Show evidence of becoming life-long learners by using the language for personal enjoyment and enrichment.

### LEARNING OUTCOMES:

At the end of the course, students will have a good understanding of the written and oral Spanish language at the basic level. They should be able to discuss concepts and applications in order to get the required basics of life and subsistence.

*Sul Ross State University is committed to equal access in compliance with the Americans With Disabilities Act of 1973. It is the student's responsibility to initiate a request for accessibility services. Students seeking accessibility services must contact Mary Schwartz, M. Ed., L.P.C., in Counseling and Accessibility Services, Ferguson Hall, Room 112. The mailing address is P.O. Box C-122, Sul Ross State University, Alpine, Texas 79832. Telephone: 432-837-8203. E-mail: [mschwartz@sulross.edu](mailto:mschwartz@sulross.edu) .*



### COURSE GRADING SCALE

Chapter exams	35%
Homework, quizzes and Online lab	25%
Participation and attendance	15%
Final Exam – Presentation	25%
Extra Credit (Recommended Activities)	Total not to exceed 100%

**CHAPTER EXAMS.** - These exams will include a grammatical and a listening component. They will also test the student's vocabulary abilities. Every chapter exam will include an oral comprehension component. Student will also have to create an original dialog and/or a composition. Some exams may be given online.

**PLEASE NOTE**

**PLEASE PLAN TO BE PRESENT THE DAY OF THE EXAM. I DO NOT GIVE MAKE-UP EXAMS.**

**HOMEWORK AND QUIZZES:** I will assign homework at least three days before it is due. I will collect homework whenever I consider it necessary. Please always come prepared to turn in your homework. **I will not accept late homework.**

Please be prepared to take a quiz the day after material has been covered in class. The day before, I will let you know about quiz.

**PARTICIPATION AND ATTENDANCE:** Your consistent attendance is extremely important. If you miss more than 5 classes during the semester, you will be dropped. However, this does not mean that you are allowed to miss 5 class days. For every absence, your participation grade will be dropped 2 percentage points.

**ONLINE LAB:** There will be exercises and quizzes for you to do on the StudySpanish.com website. Assignment will be given, once class begins.

**FINAL EXAM:** The final oral exam will be based on a topic you have chosen. You and another student will create and present a skit. Oral accuracy and verbal expression are the two key elements that I will be grading. Handouts with instructions and grading rubric will be available three weeks before the final exam.

**CLASS ETTIQUETTE:** Snacks are allowed in class, but please do not bring complete meals. Please turn off you cell phones. Show respect for your *compañeros de clase* and for your *profesora*.










**TUTORIAL LABORATORY:** **If tutor is available --** Office hours for tutor will be posted on my office window and in classroom.

**STUDYSPANISH.COM ACCOUNT – Please open a free account. This account is very important because there are quizzes and tests on that site which will constitute part of your grade.**




### SPANISH 1412 -- COURSE PLAN


**Homework will be assigned per chapter. Instructor will give you the dates that work is due.**

Date	Monday	Tuesday	Wednesday	Thursday
enero		19 Repaso – Lesson 5	20 Lesson 5 – Ser y estar	21 Las lecciones -- Ser y estar
enero	25 Lección 5 – pp 100 – 107	26 Repaso --- La lección 5 – pp. 106 – estar más gerundio	27 Repaso – Lección 5 – usos de ser y estar – pp. 108 - 109	28 Lección 5 – comparativo y superlativo de adjetivos, adverbios y nombres – pp. 113
febrero	01 Lección 5 – pronombres usados como complemento de prep. – pp.116 – 117	02 Repaso - Lección 6 – pp. 122 – 124 -	03 Repaso Lección 6 – pp. 129 – 131 – Pronombres usados como complemento directo	04 STUDYSPANISH.COM
febrero	08 Lección 6 - Expresiones - afirmativas y negativas – pp. 133 4	09 Lección 6 – la expresión – <i>hace...que</i> pp. 135 - 136	10 Repaso - Lecciones 5 y 6	11 Revisión y historia - STUDSPANISH
febrero	15 Repaso - Lecciones 5 y 6	16 EXAMEN UNO	17 Lección 7 - El pretérito – pp. 156 - 158	18 STUDYSPANISH.COM
febrero	22 Lección 7 – pp. 158 - 159	23 Lección 7 – El pretérito – pp. 156 - 160	24 Lección 7 – El pretérito – pp. 156 - 160	25 STUDYSPANISH.COM
marzo	29 de febrero Lección 7 – pp. 159 - 161	01 Lección 7 – construcciones reflexivas pp. 165 - 167	02 Lección 7 – construcciones reflexivas pp. 165 - 167	03 STUDYSPANISH.COM
marzo	07 Lección 7 – continuación – construcciones reflexivas pp.165 - 169	08 Lección 7 – continuación – construcciones reflexivas.165 - 169	09 Repaso sobre la Lección 7	10 EXAMEN DOS
marzo	14 	15 	16 	17 
marzo	21 Lección 8 – pp. 172 - 179	22 Lección 8 – Los pronombres a continuación – pp. 180 182	23 Lección 8 – El pretérito de algunos verbos irregulares – pp. 178 - 180	24 STUDYSPANISH.COM
marzo	28 Lección 8 – Los verbos con cambio radical en el pretérito pp. – 183 184	29 Lección 8 – El imperfecto de indicativo -- pp. – 185 - 187	30 Lección 8 – La formación de los adverbios – pp. 188 - 189	31 Revisión y historia oral STUDYSPANISH.COM
abril	04 Lección 8 - Repaso – Los pronombres pp. 180 - 182	05 Lección 8 - Repaso – Los pronombres pp. 180 - 189	06 Repaso – Lección 8	07 EXAMEN TRES
abril	11 Lección 9 – pp. 202 - 307	12 Lección 9 – Algunos usos de por y para – pp. 208 - 210	13 Lección 9 – Algunos usos de por y para – pp. 208 - 210	14 STUDYSPANISH.COM
abril	18 Lección 9 – Expresiones para describir el tiempo –. 211 - 213- 123	19 Lección 9 – Expresiones para describir el tiempo – Continuado	20 Revisión y historia	21 Revisión y historia STUDYSPANISH.COM
abril	25 Lección 9 – El pretérito contrastado con el imperfecto – pp. 213 - 216	26 Lección 9 – El pretérito contrastado con el imperfecto pp. – 213 - 216	27 Lección 9 – Pronombres posesivos – pp 218 - 219	28 STUDYSPANISH.COM
mayo	02 Lección 9 – Hace. como equivalente de <i>ago</i> en inglés – pp. 216 - 217	03 Repaso – Lección 9	04 EXAMEN CUATRO	05  <i>Dead</i>  <i>Day</i>
mayo	09 	10 11:00 a.m. class – Exam at 10:15 a.m. 2:00 p.m. class – Exam at 12:30 p.m.	11 	12 

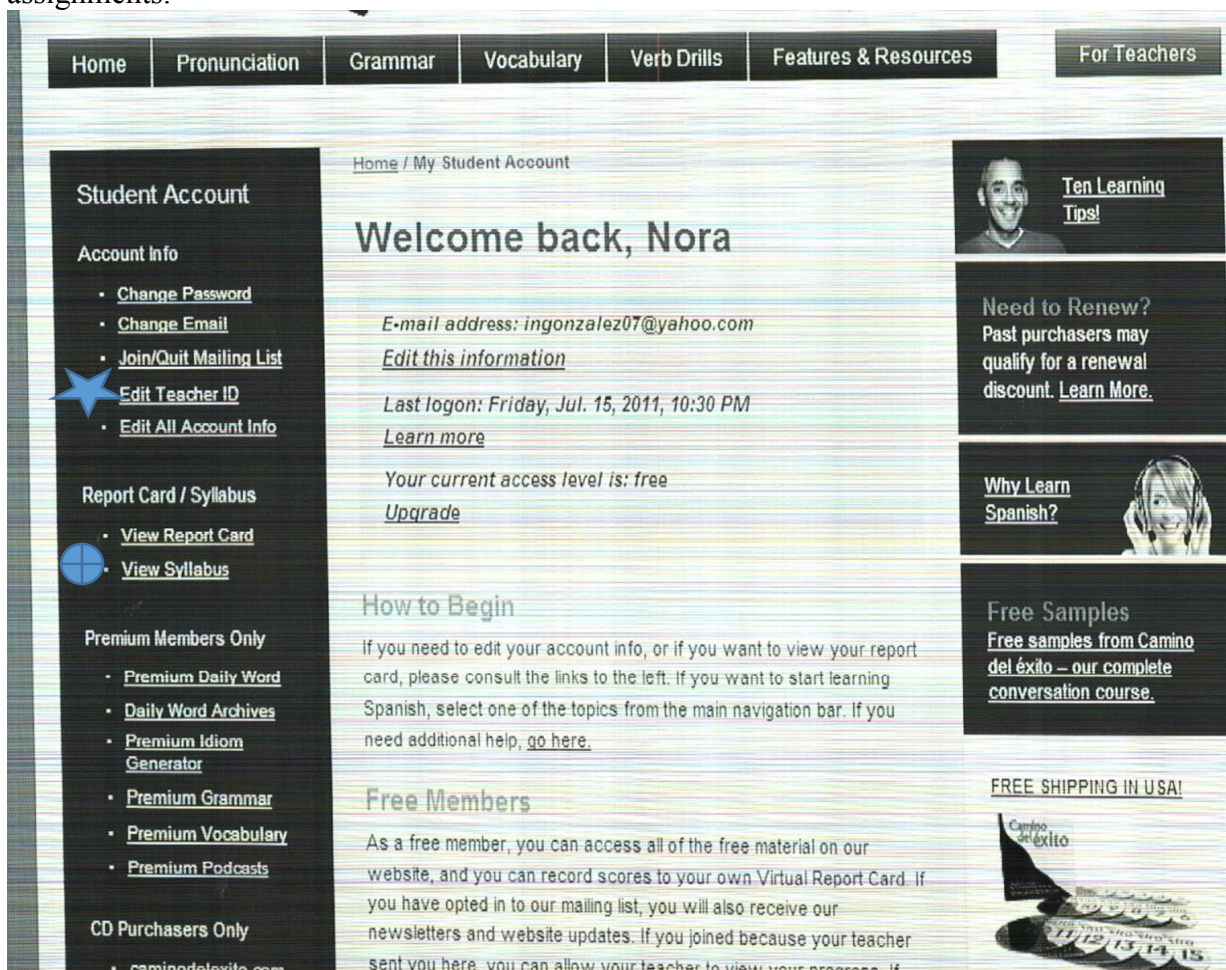


## INFORMATION ABOUT THE SITE – STUDYSPANISH.COM

This is what the **OPENING PAGE** of your StudySpanish will look like. Please notice that on the left side you have access and you can also edit your Account Information. In order for you to be added to the Spanish 1412 StudySpanish Roster, you must put in my Teacher ID Number 2P2AYR9R – Just click on  **EDIT TEACHER ID**.

NOTICE THE **REPORT CARD/SYLLABUS** – When you view  **SYLLABUS**, you will the **CALENDAR** – All dates in **RED** have a list of assignments that you are to complete. The date that on which the assignments are located is the Date I have assigned the work – IT IS NOT THE DUE DATE as it states in the StudySpanish Calendar.

Please note – **STUDENT ACCOUNT COLUMN** is where you can edit and find your assignments.



The screenshot displays the 'My Student Account' page. At the top, there is a navigation bar with links for Home, Pronunciation, Grammar, Vocabulary, Verb Drills, Features & Resources, and For Teachers. The main content area is titled 'Welcome back, Nora' and shows account details: 'E-mail address: ingonzalez07@yahoo.com', 'Last logon: Friday, Jul. 15, 2011, 10:30 PM', and 'Your current access level is: free'. A left sidebar contains a 'Student Account' menu with options like 'Change Password', 'Change Email', 'Join/Quit Mailing List', 'Edit Teacher ID' (highlighted with a blue star), and 'Edit All Account Info'. Below this are sections for 'Report Card / Syllabus', 'Premium Members Only', and 'CD Purchasers Only'. On the right side, there are promotional banners for 'Ten Learning Tips!', 'Need to Renew?', 'Why Learn Spanish?', and 'Free Samples'. At the bottom right, there is a 'FREE SHIPPING IN USA!' banner with an image of a CD case.