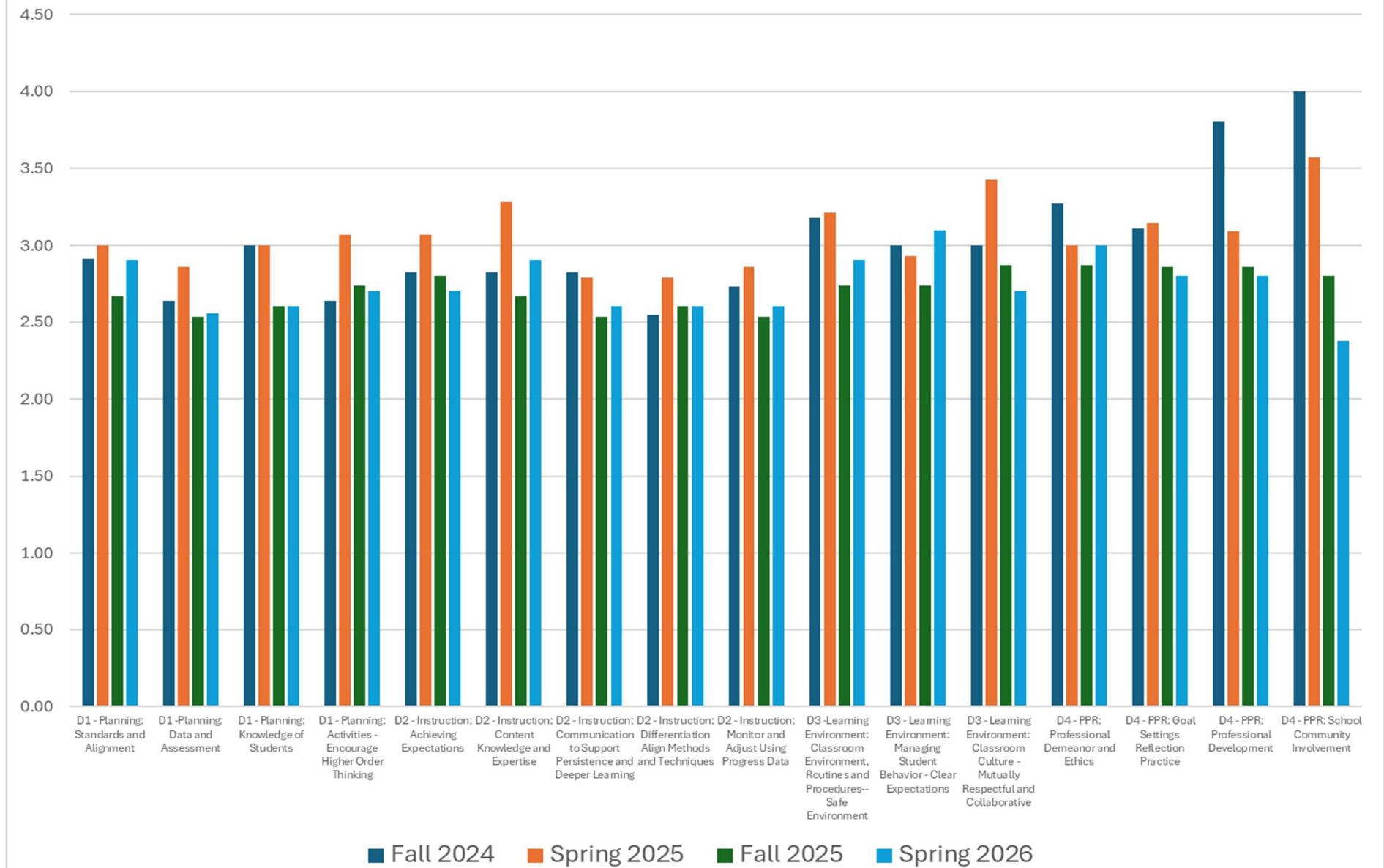


Student Teaching Proficiency / Observation Evaluations

First Observation and Proficiency Report Competency Mean Scores by Semester

| Observation Proficiency Report Element | Fall 2024 | Spring 2025 | Fall 2025 | Spring 2026 |
|--|-----------|-------------|-----------|-------------|
| N | 11 | 14 | 15 | 10 |
| D1 - Planning: Standards and Alignment | 2.91 | 3.00 | 2.67 | 2.90 |
| D1 - Planning: Data and Assessment | 2.64 | 2.86 | 2.53 | 2.56 |
| D1 - Planning: Knowledge of Students | 3.00 | 3.00 | 2.60 | 2.60 |
| D1 - Planning: Activities - Encourage Higher Order Thinking | 2.64 | 3.07 | 2.73 | 2.70 |
| D2 - Instruction: Achieving Expectations | 2.82 | 3.07 | 2.80 | 2.70 |
| D2 - Instruction: Content Knowledge and Expertise | 2.82 | 3.29 | 2.67 | 2.90 |
| D2 - Instruction: Communication to Support Persistence and Deeper Learning | 2.82 | 2.79 | 2.53 | 2.60 |
| D2 - Instruction: Differentiation Align Methods and Techniques | 2.55 | 2.79 | 2.60 | 2.60 |
| D2 - Instruction: Monitor and Adjust Using Progress Data | 2.73 | 2.86 | 2.53 | 2.60 |
| D3 - Learning Environment: Classroom Environment, Routines and Procedures-- Safe Environment | 3.18 | 3.21 | 2.73 | 2.90 |
| D3 - Learning Environment: Managing Student Behavior - Clear Expectations | 3.00 | 2.93 | 2.73 | 3.10 |
| D3 - Learning Environment: Classroom Culture - Mutually Respectful and Collaborative | 3.00 | 3.43 | 2.87 | 2.70 |
| D4 - PPR: Professional Demeanor and Ethics | 3.27 | 3.00 | 2.87 | 3.00 |
| D4 - PPR: Goal Settings Reflection Practice | 3.11 | 3.14 | 2.86 | 2.80 |
| D4 - PPR: Professional Development | 3.80 | 3.09 | 2.86 | 2.80 |
| D4 - PPR: School Community Involvement | 4.00 | 3.57 | 2.80 | 2.38 |

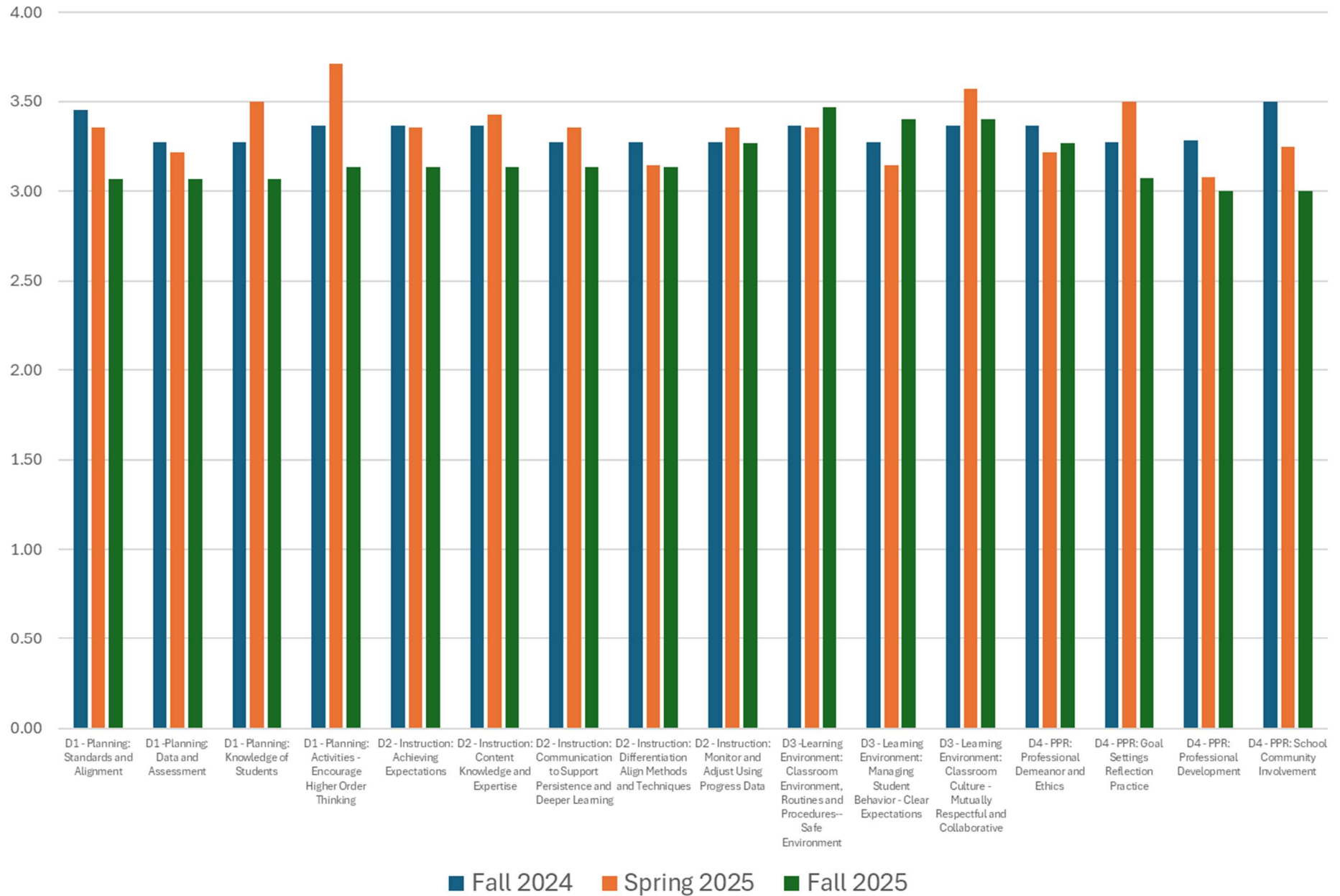
Proficiency Report 1 - Mean Scores: By Semester and Competency



Fourth and Final Observation and Proficiency Report Competency Mean Scores by Semester

| Observation Proficiency Report Element | Fall 2024 | Spring 2025 | Fall 2025 | Spring 2026 will be available in May 2026 |
|--|-----------|-------------|-----------|--|
| N | 11 | 14 | 15 | |
| D1 - Planning: Standards and Alignment | 3.45 | 3.36 | 3.07 | |
| D1 - Planning: Data and Assessment | 3.27 | 3.21 | 3.07 | |
| D1 - Planning: Knowledge of Students | 3.27 | 3.50 | 3.07 | |
| D1 - Planning: Activities - Encourage Higher Order Thinking | 3.36 | 3.71 | 3.13 | |
| D2 - Instruction: Achieving Expectations | 3.36 | 3.36 | 3.13 | |
| D2 - Instruction: Content Knowledge and Expertise | 3.36 | 3.43 | 3.13 | |
| D2 - Instruction: Communication to Support Persistence and Deeper Learning | 3.27 | 3.36 | 3.13 | |
| D2 - Instruction: Differentiation Align Methods and Techniques | 3.27 | 3.14 | 3.13 | |
| D2 - Instruction: Monitor and Adjust Using Progress Data | 3.27 | 3.36 | 3.27 | |
| D3 - Learning Environment: Classroom Environment, Routines and Procedures-- Safe Environment | 3.36 | 3.36 | 3.47 | |
| D3 - Learning Environment: Managing Student Behavior - Clear Expectations | 3.27 | 3.14 | 3.40 | |
| D3 - Learning Environment: Classroom Culture - Mutually Respectful and Collaborative | 3.36 | 3.57 | 3.40 | |
| D4 - PPR: Professional Demeanor and Ethics | 3.36 | 3.21 | 3.27 | |
| D4 - PPR: Goal Settings Reflection Practice | 3.27 | 3.50 | 3.07 | |
| D4 - PPR: Professional Development | 3.29 | 3.08 | 3.00 | |
| D4 - PPR: School Community Involvement | 3.50 | 3.25 | 3.00 | |

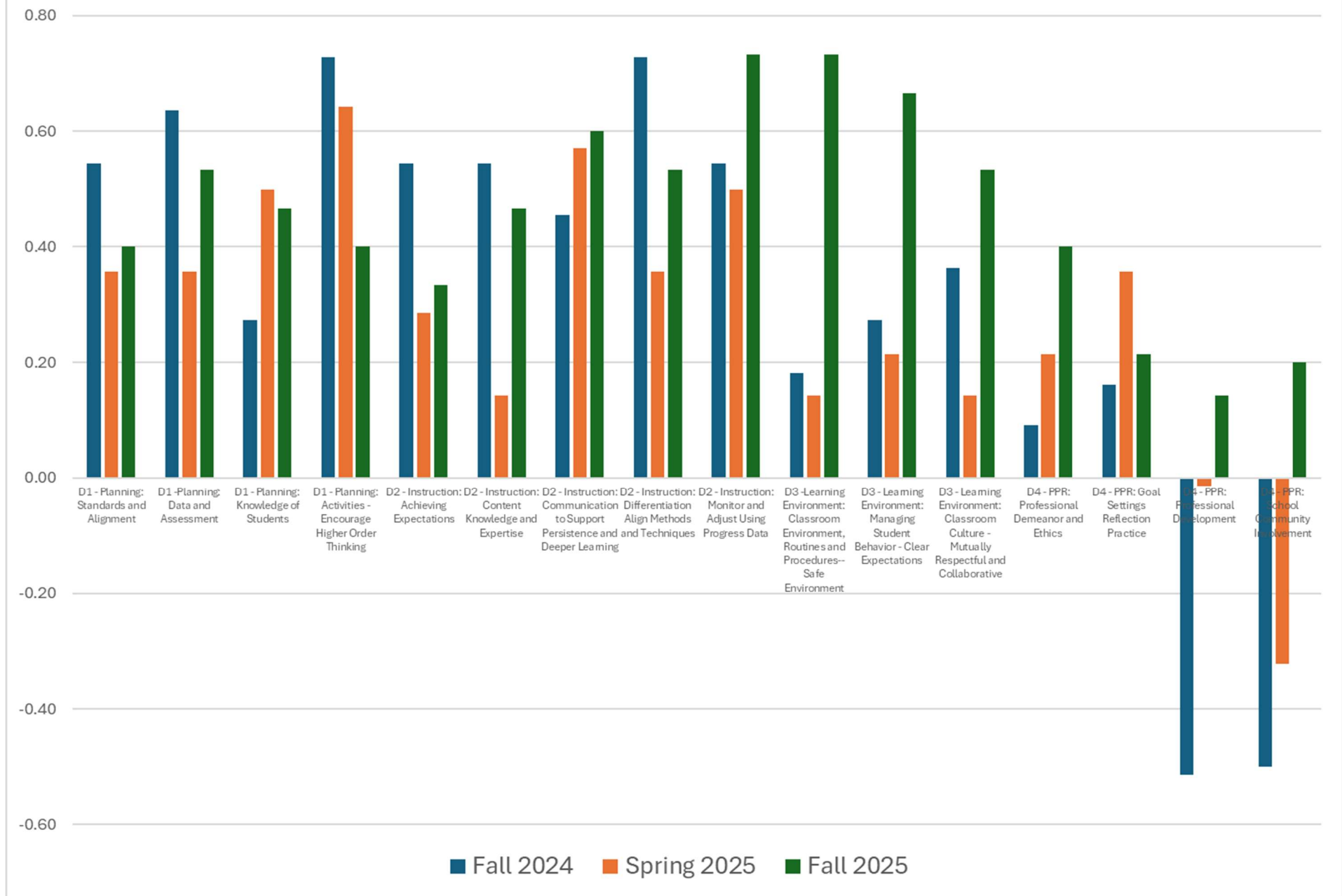
Proficiency Report 4 - Summative Mean Scores: By Semester and Competency



Growth Difference Between Fourth and First and Proficiency Report Competency Mean Scores by Semester

| Observation Proficiency Report Element | Fall 2024 | Spring 2025 | Fall 2025 | Spring 2026 will be available in May 2026 |
|---|-----------|-------------|-----------|--|
| N | 11 | 14 | 15 | |
| D1 - Planning: Standards and Alignment | 0.55 | 0.36 | 0.40 | |
| D1 -Planning: Data and Assessment | 0.64 | 0.36 | 0.53 | |
| D1 - Planning: Knowledge of Students | 0.27 | 0.50 | 0.47 | |
| D1 - Planning: Activities - Encourage Higher Order Thinking | 0.73 | 0.64 | 0.40 | |
| D2 - Instruction: Achieving Expectations | 0.55 | 0.29 | 0.33 | |
| D2 - Instruction: Content Knowledge and Expertise | 0.55 | 0.14 | 0.47 | |
| D2 - Instruction: Communication to Support Persistence and Deeper Learning | 0.45 | 0.57 | 0.60 | |
| D2 - Instruction: Differentiation Align Methods and Techniques | 0.73 | 0.36 | 0.53 | |
| D2 - Instruction: Monitor and Adjust Using Progress Data | 0.55 | 0.50 | 0.73 | |
| D3 -Learning Environment: Classroom Environment, Routines and Procedures-- Safe Environment | 0.18 | 0.14 | 0.73 | |
| D3 - Learning Environment: Managing Student Behavior - Clear Expectations | 0.27 | 0.21 | 0.67 | |
| D3 - Learning Environment: Classroom Culture - Mutually Respectful and Collaborative | 0.36 | 0.14 | 0.53 | |
| D4 - PPR: Professional Demeanor and Ethics | 0.09 | 0.21 | 0.40 | |
| D4 - PPR: Goal Settings Reflection Practice | 0.16 | 0.36 | 0.21 | |
| D4 - PPR: Professional Development | -0.51 | -0.01 | 0.14 | |
| D4 - PPR: School Community Involvement | -0.50 | -0.32 | 0.20 | |

Proficiency Report 1 vs 4 Mean Growth: By Semester and Competency



Notes:

These data are entered by the candidate's field supervisor on a Likert Scale.

1 - Needs Improvement

2 - In Progress

3 - Proficient

4 - Accomplished

5 - Distinguished

Data Source: Watermark Student Learning and Licensure

Compiled by Andy Oswald, SRSU College of Education, March 11, 2026