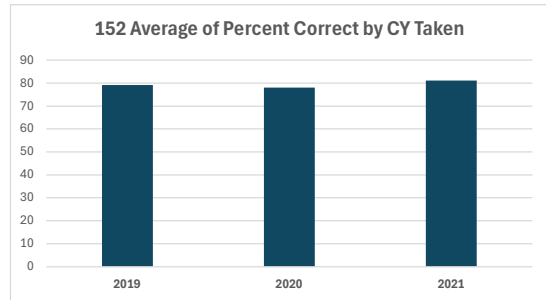
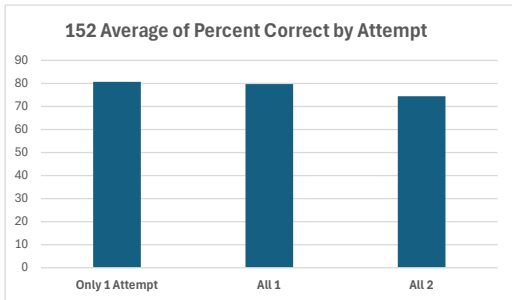
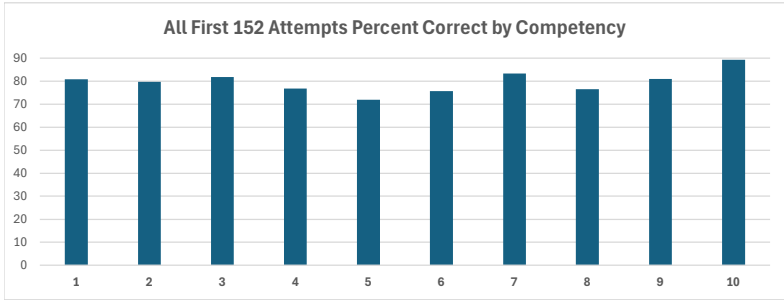


School Counselor Official Pass Rates and Competency Scores, 2019-2025

Official TEA Pass Rates by Academic Year							
SCHOOL COUNSELOR (151 & 252)	2019-20	2020-21	2021-22	2022-23	2023-24	2024-25	6 Year Totals
Number of Unique Students Attempting	10	13	12	10	16	10	71
Number Passing*	10	13	12	10	16	10	71
Pass Rate	100%	100%	100%	100%	100%	100%	100%

These data are just for the Alpine candidates.
The competency data below are for all SR candidates, Alpine & International / RGC

SCHOOL COUNSELOR TEXES 152	Average of % Correct by Attempt			Average of % Correct by CY Taken			ALL
	Only 1 Attempt	All 1	All 2	2019	2020	2021	EXAMS
N	40	43	3	6	22	18	46
0001 Teacher instruct to developmental characteristics	82	81	72	82	78	82	80
0002 Teacher knows a variety of students and promotes learning	81	80	74	83	77	81	79
0003 Teacher designs instruction on appropriate goals	83	82	79	83	76	88	82
0004 Teacher plans effective instruction and assessment	77	77	66	75	76	77	76
0005 Teacher can establish a climate that is productive	72	72	69	72	71	73	72
0006 Teacher organizes environment to manage behavior	77	76	80	76	75	77	76
0007 Teacher communicates varied learning contexts	85	83	69	75	84	84	82
0008 Teacher provides instruction that engages students	76	77	64	85	74	75	76
0009 Teacher uses technology to plan instruction	83	81	75	76	78	86	81
0010 Teacher monitors performance and promotes learning	91	89	95	85	91	90	90
Column Averages	81	80	74	79	78	81	79



- Notes:
- (1) The Pass Rate data are based students associated with the Alpine EPP; several years ago, all new candidates were associated with Alpine. **The Competency Data are for Alpine and the International / RGC candidates.**
 - (2) Existing candidates associated with the RGC EPP remained in the RGC EPP until completion or removal. All RGC records are now locked by TEA.
 - (3) TEA does not disaggregate the 5 exams for Pass Rates; Passing means all sections passed on first or second try, regardless of which exams were taken or retaken.*
 - (4) The Column Averages average all scores together without weighting and provide a limited amount of information.
 - (5) The "Only 1 Attempt" includes scores from people who have only taken the test once; "All 1" includes all scores from people irrespective of the number of attempts - and "All 2", "All 3" etc. indicate similar.

Data Sources: TEA ASEP Pass Rates & Pearson Results Analyzer
Compiled by Andy Oswald, SRSU College of Education, March 11, 2026

SCHOOL COUNSELOR TExES 252	Average of % Correct by Attempt		Average of % Correct by CY Taken					ALL
	Only 1 Attempt	All 1	2021	2022	2023	2024	2025	EXAMS
N	50	50	1	14	11	16	8	50
0001 Human Development and Learning	69	69	67	61	71	73	74	69
0002 Diversity and Cultural Competence	80	80	86	73	81	84	80	80
0002 Safe and Supportive School Environment Competence	82	82			81	84	79	82
0003 Guidance	90	90	75	91	88	91	88	90
0004 Responsive Services	80	80	75	79	77	80	88	80
0005 Individual Planning	81	81	63	84	82	82	77	81
0006 Systems Support	77	77	50	77	81	75	80	77
0007 Program Management	65	65	50	66	66	63	67	65
0008 Communication, Consultation, and Collaboration	80	80	71	76	84	82	80	80
0009 Professional Practice	70	70	78	73	70	70	67	70
Column Averages	77	77	68	76	78	78	78	77

