

Principal Official Pass Rates and Competency Scores, 2019-2025

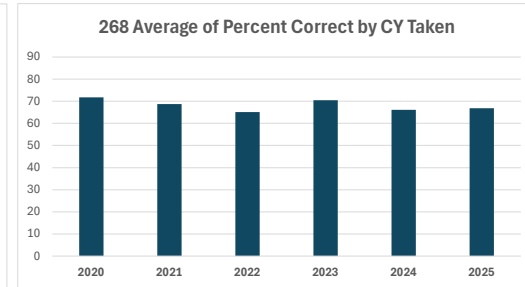
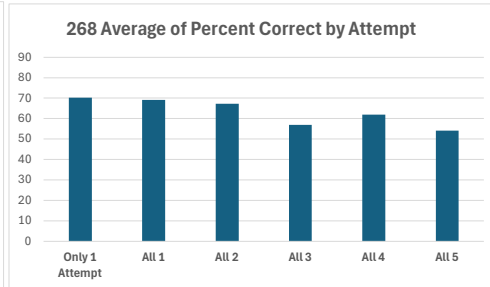
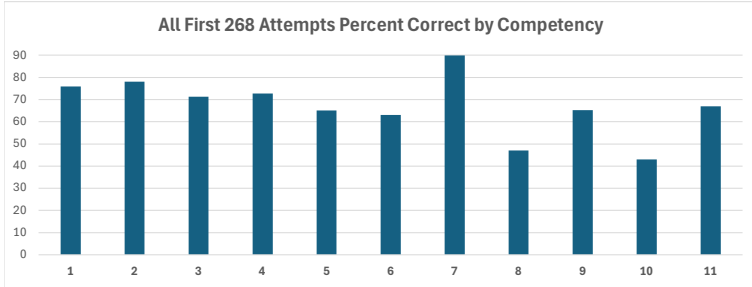
Official TEA Pass Rates by Academic Year							
PRINCIPAL AS INSTRUCTIONAL LEADER	2019-20	2020-21	2021-22	2022-23	2023-24	2024-25	6 Year Totals
Number of Unique Students Attempting	3	3	2	5	9	12	34
Number Passing*	3	3	2	5	7	11	31
Pass Rate	100%	100%	100%	100%	78%	92%	91%

These data are just for the Alpine candidates.
The competency data below are for all SR candidates,
Alpine & International / RGC

Official TEA Pass Rates by Academic Year							
PERFORMANCE ASSESSMENT FOR SCHOOL LEADERS	2019-20	2020-21	2021-22	2022-23	2023-24	2024-25	6 Year Totals
Number of Unique Students Attempting	6	6	3	0	9	8	
Number Passing*	6	6	2	N/A	8	8	
Pass Rate	N/A	100%	67%	N/A	N/A	N/A	#DIV/0!

These data are just for the Alpine candidates.
The competency data below are for all SR candidates,
Alpine & International / RGC

PRINCIPAL TExES 268	Average of % Correct by Attempt						Average of % Correct by CY Taken						ALL EXAMS
	Only 1 Attempt	All 1	All 2	All 3	All 4	All 5	2020	2021	2022	2023	2024	2025	
N	50	60	10	1	1	1	6	13	8	20	16	10	73
0001 Establish and implement shared vision/culture	76	76	69	75	43	75	82	83	70	76	72	63	74
0002 Work with stakeholders	81	78	61		80	100	82	73	68	82	83	62	76
0003 Develop/implement high-quality instruction	73	71	80	63	63	50	66	76	62	75	69	73	72
0004 Monitor/assess classroom instruction	72	73	76	88	88	63	80	65	83	76	67	76	73
0005 Provide feedback, reflect, grow	68	65	79	17	25	17	76	60	60	67	57	75	65
0006 Promote high-quality teaching	66	63	59	57	60	57	61	59	58	63	62	72	62
0007 Develop relationships with internal and external stakeholders	88	90	100	100	67		100	96	87	86	89	100	91
0008 Focus on improving student outcomes	50	47	39	0	100	0	60	37	40	50	41	47	45
0009 Determine goals and implement strategies	63	65	72			67	67	67	50	65	64	75	66
0010 Administrative leadership (resource mgmt, coordination, policy)	42	43	53	33	33	33	0		50	46	52	17	44
0011 Ethical leadership	68	67	58	80		80	72	70	75	66	60	50	66
Column Averages	70	69	67	57	62	54	72	69	65	70	66	67	68



- Notes:
- (1) The Pass Rate data are based students associated with the Alpine EPP; several years ago, all new candidates were associated with Alpine. **The Competency Data are for Alpine and the International / RGC candidates.**
 - (2) Existing candidates associated with the RGC EPP remained in the RGC EPP until completion or removal. All RGC records are now locked by TEA.
 - (3) TEA does not disaggregate the 5 exams for Pass Rates; Passing means all sections passed on first or second try, regardless of which exams were taken or retaken.*
 - (4) The Column Averages average all scores together without weighting and provide a limited amount of information.
 - (5) The "Only 1 Attempt" includes scores from people who have only taken the test once; "All 1" includes all scores from people irrespective of the number of attempts - and "All 2", "All 3" etc. indicate similar.

Data Sources: TEA ASEP Pass Rates & Pearson Results Analyzer
Compiled by Andy Oswald, SRSU College of Education, March 11, 2026