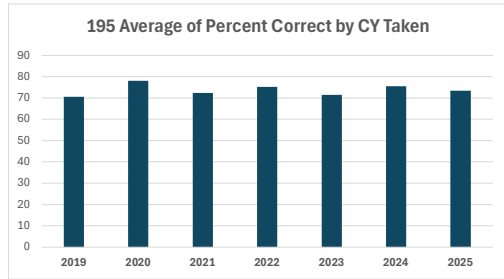
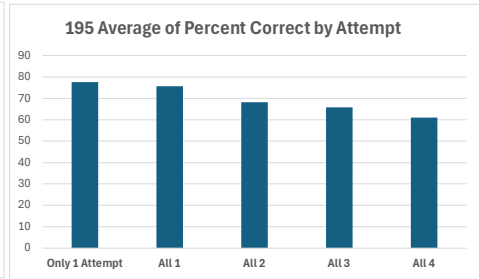
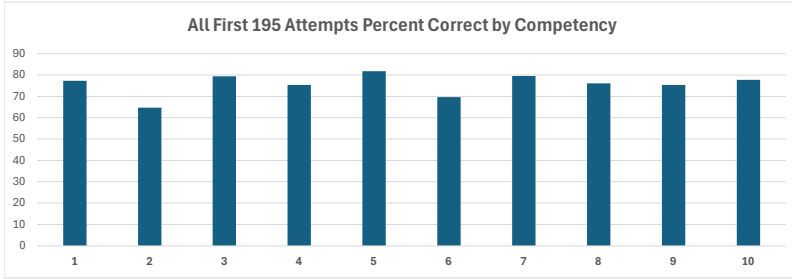


## Superintendent Official Pass Rates and Competency Scores, 2019-2025

Official TEA Pass Rates by Academic Year							
SUPERINTENDENT	2019-20	2020-21	2021-22	2022-23	2023-24	2024-25	6 Year Totals
Number of Unique Students Attempting	4	9	3	2	3	4	25
Number Passing*	4	9	3	2	3	4	25
Pass Rate	100%	100%	100%	100%	100%	100%	100%

These data are just for the Alpine candidates.  
 The competency data below are for all SR candidates,  
 Alpine & International / RGC

SUPERINTENDENT TEXES 195	Average of % Correct by Attempt					Average of % Correct by CY Taken							ALL
	Only 1 Attempt	All 1	All 2	All 3	All 4	2019	2020	2021	2022	2023	2024	2025	EXAMS
<b>N</b>	<b>31</b>	<b>36</b>	<b>5</b>	<b>1</b>	<b>1</b>	<b>4</b>	<b>11</b>	<b>10</b>	<b>5</b>	<b>6</b>	<b>5</b>	<b>2</b>	<b>43</b>
0001 Acts ethically and with integrity and fairness	80	77	70	75	50	74	84	76	62	71	82	70	76
0002 Shapes district culture with vision of learning	67	65	58	38	50	57	61	62	67	56	71	83	63
0003 Communicates and collaborates with community	82	79	83	86	71	79	78	81	86	81	80	64	80
0004 Responds to/influences political/social/legal context	76	75	64	89	56	78	86	70	56	76	73	61	74
0005 Facilitates and implements strategic plans/resource alignment/assessments	83	82	61	89	57	74	80	77	88	79	73	86	79
0006 Nurtures and sustains instructional program/district culture	71	70	69	29	50	62	72	69	76	59	68	63	68
0007 Implements staff evaluation/development system	80	80	69	63	67	75	82	73	86	72	73	89	78
0008 Applies effective budgeting, finance, personnel principles	78	76	65	50	67	74	81	68	75	69	75	75	74
0009 Principles of leadership and management	78	75	77	86	63	69	80	68	77	77	84	63	75
0010 Applies organizational, decision-making, problem solving skills	79	78	66	56	80	65	76	79	81	73	77	80	76
<b>Column Averages</b>	<b>78</b>	<b>76</b>	<b>68</b>	<b>66</b>	<b>61</b>	<b>71</b>	<b>78</b>	<b>72</b>	<b>75</b>	<b>71</b>	<b>76</b>	<b>73</b>	<b>74</b>



- Notes:
- (1) The Pass Rate data are based students associated with the Alpine EPP; several years ago, all new candidates were associated with Alpine. **The Competency Data are for Alpine and the International / RGC candidates.**
  - (2) Existing candidates associated with the RGC EPP remained in the RGC EPP until completion or removal. All RGC records are now locked by TEA.
  - (3) TEA does not disaggregate the 5 exams for Pass Rates; Passing means all sections passed on first or second try, regardless of which exams were taken or retaken.\*
  - (4) The Column Averages average all scores together without weighting and provide a limited amount of information.
  - (5) The "Only 1 Attempt" includes scores from people who have only taken the test once; "All 1" includes all scores from people irrespective of the number of attempts - and "All 2", "All 3" etc. indicate similar.

Data Sources: TEA ASEP Pass Rates & Pearson Results Analyzer  
 Compiled by Andy Oswald, SRSU College of Education, March 11, 2026