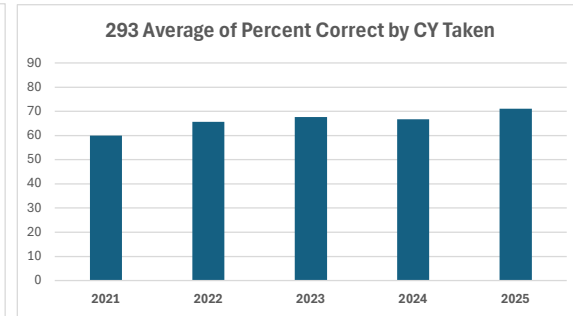
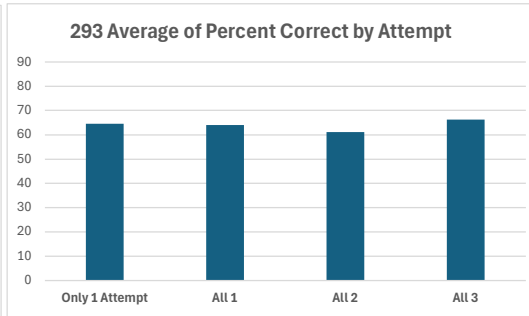
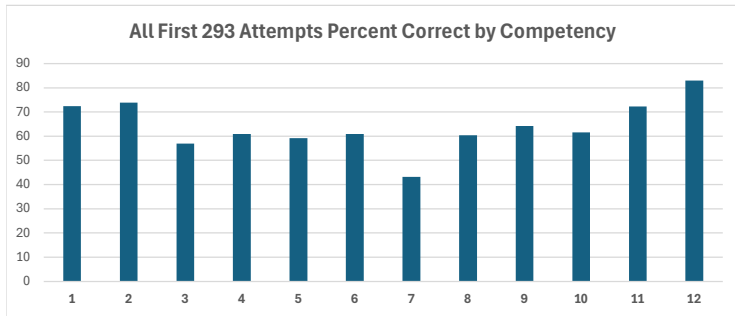


STR & 4-8 ELAR (Single Content Area) Official Pass Rates and Competency Scores, 2019-2025

Official TEA Pass Rates by Academic Year							
SCIENCE OF TEACHING READING	2019-20	2020-21	2021-22	2022-23	2023-24	2024-25	6 Year Totals
Number of Unique Students Attempting	N/A	13	11	4	17	21	66
Number Passing*	N/A	13	11	4	17	20	65
Pass Rate	N/A	100%	100%	100%	100%	95%	98%

These data are just for the Alpine candidates.
The competency data below are for all SR candidates,
Alpine & International / RGC

SCIENCE OF TEACHING READING TeES 293	Average of % Correct by Attempt				Average of % Correct by CY Taken					ALL
	Only 1 Attempt	All 1	All 2	All 3	2021	2022	2023	2024	2025	EXAMS
N	146	157	9	4	81	25	24	23	17	170
0001 Foundations of the Science of Teaching Reading	73	72	67	79	70	74	72	75	75	72
0002 Foundations of Reading Assessment	75	74	74	75	73	76	76	75	73	74
0003 Oral Language Foundations of Reading Dev	57	57	51	54	52	58	55	65	65	57
0004 Phonological and Phonemic Awareness	62	61	55	64	61	58	61	57	68	61
0005 Print Concepts and Alphabet Knowledge	60	59	50	79	52	63	65	65	74	59
0006 Phonics and Other Word Identification Skills	61	61	52	50	56	65	64	59	69	60
0007 Syllabication and Morphemic Analysis Skills	43	43	53	54	38	45	54	43	59	44
0008 Reading Fluency	61	60	60	50	54	65	70	62	64	60
0009 Vocabulary Development	65	64	63	77	57	69	72	73	69	64
0010 Comprehension Development	62	62	59	60	60	56	65	64	68	61
0011 Comprehension of Literary Texts	73	72	67	82	68	75	72	78	79	72
0012 Comprehension of Informational Texts	83	83	84	70	80	82	86	85	92	83
Column Averages	65	64	61	66	60	66	68	67	71	64



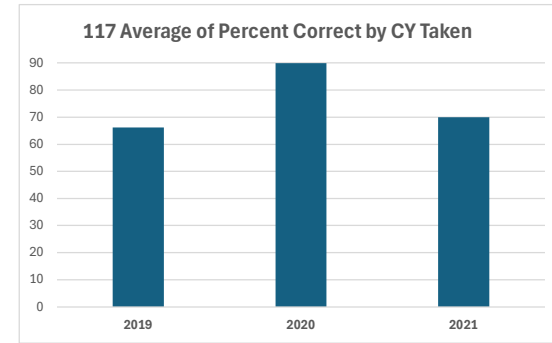
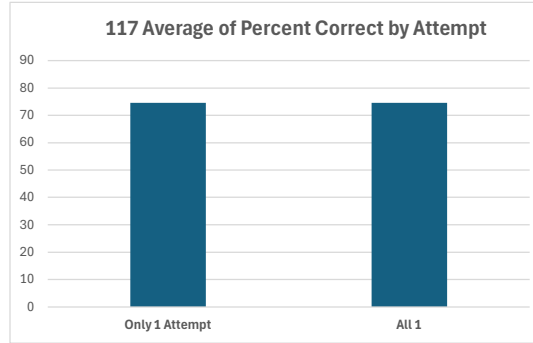
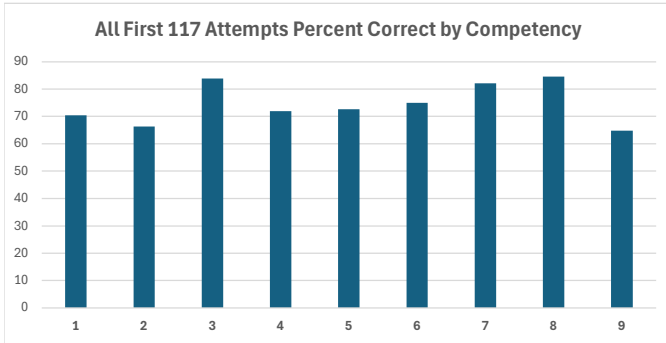
- Notes:
- (1) The Pass Rate data are based students associated with the Alpine EPP; several years ago, all new candidates were associated with Alpine. **The Competency Data are for Alpine and the International / RGC candidates.**
 - (2) Existing candidates associated with the RGC EPP remained in the RGC EPP until completion or removal. All RGC records are now locked by TEA.
 - (3) TEA does not disaggregate the 5 exams for Pass Rates; Passing means all sections passed on first or second try, regardless of which exams were taken or retaken.*
 - (4) The Column Averages average all scores together without weighting and provide a limited amount of information.
 - (5) The "Only 1 Attempt" includes scores from people who have only taken the test once; "All 1" includes all scores from people irrespective of the number of attempts - and "All 2", "All 3" etc. indicate similar.
 - (6) The STR scores are for any candidate taking the STR, not just EC-6 Core Subjects.

Data Sources: TEA ASEP Pass Rates & Pearson Results Analyzer
Compiled by Andy Oswald, SRSU College of Education, March 11, 2026

Official TEA Pass Rates by Academic Year							
4-8 ELAR (INCLUDES 117 and 217)	2019-20	2020-21	2021-22	2022-23	2023-24	2024-25	6 Year Totals
Number of Unique Students Attempting	0	1	0	1	1	1	4
Number Passing*	N/A	1	N/A	1	1	0	3
Pass Rate	N/A	100%	N/A	100%	100%	0%	75%

These data are just for the Alpine candidates.
The competency data below are for all SR candidates,
Alpine & International / RGC

4-8 ELAR TExES 117	Average of % Correct by Attempt		Average of % Correct by CY Taken			ALL
	Only 1 Attempt	All 1	2019	2020	2021	EXAMS
N	5	5	1	1	3	5
0001 Oral Language	70	70	67	88	62	68
0002 Early Literacy Development	66	66	57	83	58	63
0003 Word Identification Skills and Reading Fluency	84	84	90	100	65	77
0004 Reading Comprehension and Assessment	72	72	50	100	66	70
0005 Reading Applications	73	73	86	80	64	71
0006 Written Language - Writing Conventions	75	75	67	100	67	73
0007 Written Language - Composition	82	82	58	100	79	79
0008 Viewing and Representing	85	85	71	92	88	85
0009 Study and Inquiry Skills	65	65	50	67	81	72
Column Averages	75	75	66	90	70	73



4-8 ELAR TExES 217	Average of % Correct by Attempt			Average of % Correct by CY Taken				ALL
	Only 1 Attempt	All 1	All 2	2022	2023	2024	2025	EXAMS
N	2	4	3	1	2	3	1	7
0001 Foundations of Teaching Reading	30	40	33	40	30	33	60	37
0002 Foundational Reading Skills	83	79	78	83	83	83	50	79
0003 Word Analysis Skills and Reading Fluency	50	46	57	71	50	48	43	51
0004 Vocabulary Development	50	46	56	50	50	44	67	50
0005 Reading Comprehension Development	50	58	56	50	50	67	50	57
0006 Reading Literary Texts	50	54	50	50	50	61	33	52
0007 Reading Informational and Argumentative Texts	100	71	72	67	100	50	83	71
0008 Composition	58	67	67	83	58	67	67	67
0009 Inquiry and Research	42	58	67	50	42	78	67	62
0010 Listening and Speaking	92	88	89	83	92	89	83	88
0011 Differentiation Strategies in Planning and Practice	63	63	83	100	63	67	75	71
0012 Culturally Responsive Practices	63	69	75	75	63	75	75	71
0013 Data-Driven Practice and Formal/Informal Assessment	63	63	42	50	63	58	25	54
Column Averages	61	62	64	66	61	64	61	63

