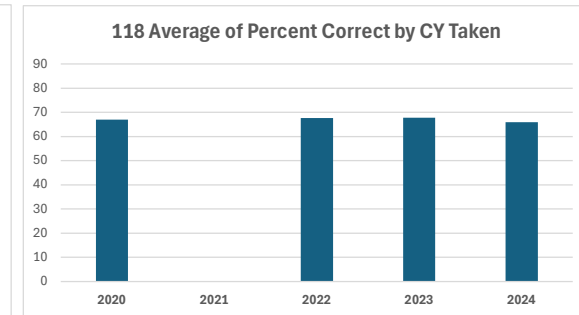
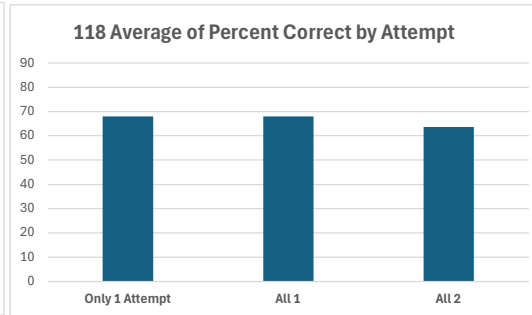
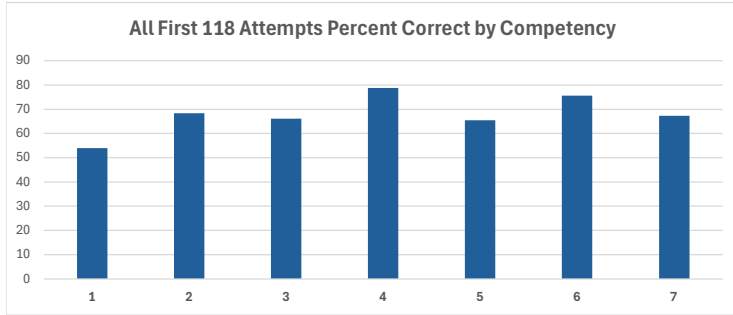


4-8 Social Studies (Single Content Area) Official Pass Rates and Competency Scores, 2019-2025

Official TEA Pass Rates by Academic Year							
4-8 SCIENCE	2019-20	2020-21	2021-22	2022-23	2023-24	2024-25	6 Year Totals
Number of Unique Students Attempting	1	0	0	1	0	0	2
Number Passing*	1	N/A	0	1	N/A	N/A	2
Pass Rate	100%	N/A	N/A	100%	N/A	N/A	100%

These data are just for the Alpine candidates.
The competency data below are for all SR candidates, Alpine & International / RGC

4-8 SOCIAL STUDIES TEXES 118	Average of % Correct by Attempt			Average of % Correct by CY Taken					ALL
	Only 1 Attempt	All 1	All 2	2020	2021	2022	2023	2024	EXAMS
N	3	4	1	2	0	1	1	1	60
0001 Historical events and developments	54	54	83	69		54	55	54	60
0002 Geographic relationships	68	68	55	57		70	83	60	66
0003 Economic systems & how to organize them	62	66	55	55		80	50	80	64
0004 Government, democracy, and citizenship	82	79	67	83		70	75	70	76
0005 Cultural development, adaptations, and diversity	61	65	73	61		79	83	50	67
0006 Foundations of social studies education	83	76	64	78		55	83	73	73
0007 Effective instruction & assess. In social studies	67	67	50	66		67	45	75	64
Column Averages	68	68	64	67		68	68	66	67



Notes:

- (1) The Pass Rate data are based students associated with the Alpine EPP; several years ago, all **new** candidates were associated with Alpine. **The Competency Data are for Alpine and the International / RGC candidates.**
- (2) Existing candidates associated with the RGC EPP remained in the RGC EPP until completion or removal. All RGC records are now locked by TEA.
- (3) TEA does not disaggregate the 5 exams for Pass Rates; Passing means all sections passed on first or second try, regardless of which exams were taken or retaken.*
- (4) The Column Averages average all scores together without weighting and provide a limited amount of information.
- (5) The "Only 1 Attempt" includes scores from people who have only taken the test once; "All 1" includes all scores from people irrespective of the number of attempts - and "All 2", "All 3" etc. indicate similar.

Data Sources: TEA ASEP Pass Rates & Pearson Results Analyzer
Compiled by Andy Oswald, SRSU College of Education, March 11, 2026