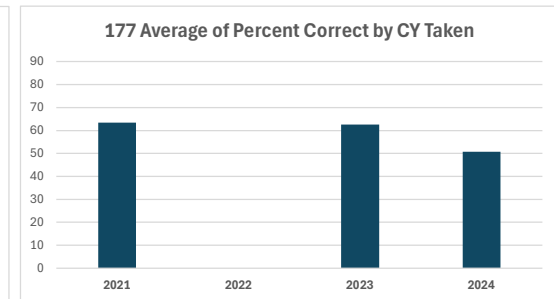
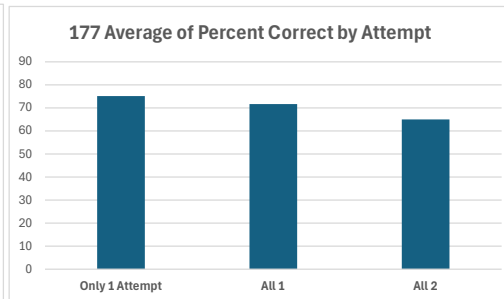
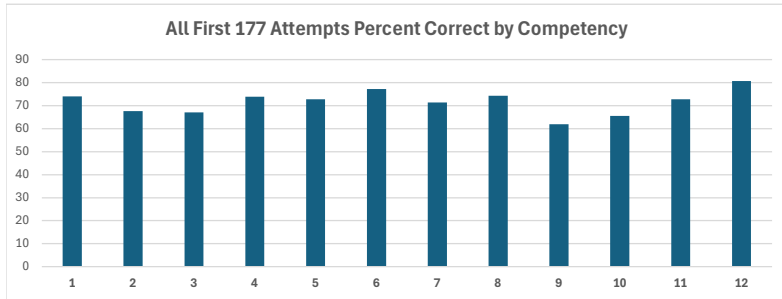


EC-12 Music Official Pass Rates and Competency Scores, 2019-2025

Official TEA Pass Rates by Academic Year							
EC-12 MUSIC	2019-20	2020-21	2021-22	2022-23	2023-24	2024-25	6 Year Totals
Number of Unique Students Attempting	0	0	0	2	1	0	3
Number Passing*	N/A	N/A	N/A	2	0	N/A	2
Pass Rate	N/A	N/A	N/A	100%	N/A	N/A	67%

These data are just for the Alpine candidates.
The competency data below are for all SR candidates,
Alpine & International / RGC

EC-12 MUSIC TEXES 177	Average of % Correct by Attempt			Average of % Correct by CY Taken				ALL
	Only 1 Attempt	All 1	All 2	2021	2022	2023	2024	EXAMS
N	3	5	1	1	0	3	2	6
0001 Recognizing Musical Elements Aurally	78	74	68	57		57	43	52
0002 Recognizing Genres, Styles, and Cultures Aurally	71	68	63	100		67	67	72
0003 Evaluating and Critiquing Aurally	71	67	63	83		67	67	69
0004 Music Notation and Analysis	78	74	65	75		67	56	65
0005 Composing, Improvising, and Arranging	77	73	67	83		61	58	64
0006 Music History	80	77	70	50		54	63	56
0007 Music and Culture	75	71	60	17		56	58	50
0008 Vocal Performance	78	74	71	83		70	45	64
0009 Instrumental Performance	66	62	52	86		76	64	74
0010 Conducting	69	66	59	33		60	30	45
0011 Planning and Implementing Music Introduction	75	73	69	33		60	49	52
0012 Providing Learning Experiences in Music	84	81	74	60		58	8	42
Column Averages	75	72	65	63		63	51	59



Notes:

- (1) The Pass Rate data are based students associated with the Alpine EPP; several years ago, all new candidates were associated with Alpine. The Competency Data are for Alpine and the International / RGC candidates.
- (2) Existing candidates associated with the RGC EPP remained in the RGC EPP until completion or removal. All RGC records are now locked by TEA.
- (3) TEA does not disaggregate the 5 exams for Pass Rates; Passing means all sections passed on first or second try, regardless of which exams were taken or retaken.*
- (4) The Column Averages average all scores together without weighting and provide a limited amount of information.
- (5) The "Only 1 Attempt" includes scores from people who have only taken the test once; "All 1" includes all scores from people irrespective of the number of attempts - and "All 2", "All 3" etc. indicate similar.

Data Sources: TEA ASEP Pass Rates & Pearson Results Analyzer
Compiled by Andy Oswald, SRSU College of Education, March 11, 2026