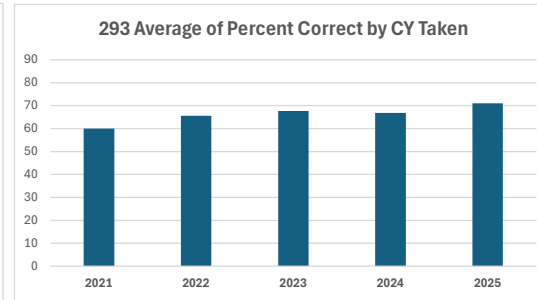
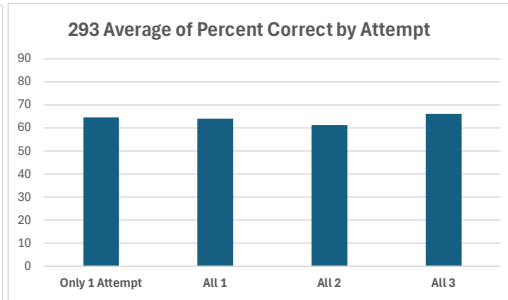
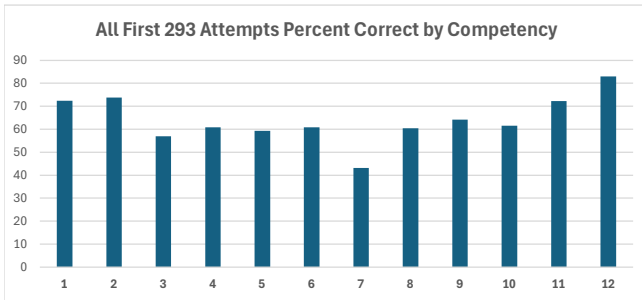


STR & EC-6 Core Subjects Official Pass Rates and Competency Scores, 2019-2025

| Official TEA Pass Rates by Academic Year | | | | | | | |
|------------------------------------------|---------|---------|---------|---------|---------|---------|---------------|
| SCIENCE OF TEACHING READING | 2019-20 | 2020-21 | 2021-22 | 2022-23 | 2023-24 | 2024-25 | 6 Year Totals |
| Number of Unique Students Attempting | N/A | 13 | 11 | 4 | 17 | 21 | 66 |
| Number Passing* | N/A | 13 | 11 | 4 | 17 | 20 | 65 |
| Pass Rate | N/A | 100% | 100% | 100% | 100% | 95% | 98% |

These data are just for the Alpine candidates.
The competency data below are for all SR candidates,
Alpine & International / RGC

| SCIENCE OF TEACHING READING TExES 293 | Average of % Correct by Attempt | | | | Average of % Correct by CY Taken | | | | | ALL |
|-----------------------------------------------------|---------------------------------|------------|-----------|-----------|----------------------------------|-----------|-----------|-----------|-----------|------------|
| | Only 1 Attempt | All 1 | All 2 | All 3 | 2021 | 2022 | 2023 | 2024 | 2025 | EXAMS |
| N | 146 | 157 | 9 | 4 | 81 | 25 | 24 | 23 | 17 | 170 |
| 0001 Foundations of the Science of Teaching Reading | 73 | 72 | 67 | 79 | 70 | 74 | 72 | 75 | 75 | 72 |
| 0002 Foundations of Reading Assessment | 75 | 74 | 74 | 75 | 73 | 76 | 76 | 75 | 73 | 74 |
| 0003 Oral Language Foundations of Reading Dev | 57 | 57 | 51 | 54 | 52 | 58 | 55 | 65 | 65 | 57 |
| 0004 Phonological and Phonemic Awareness | 62 | 61 | 55 | 64 | 61 | 58 | 61 | 57 | 68 | 61 |
| 0005 Print Concepts and Alphabet Knowledge | 60 | 59 | 50 | 79 | 52 | 63 | 65 | 65 | 74 | 59 |
| 0006 Phonics and Other Word Identification Skills | 61 | 61 | 52 | 50 | 56 | 65 | 64 | 59 | 69 | 60 |
| 0007 Syllabication and Morphemic Analysis Skills | 43 | 43 | 53 | 54 | 38 | 45 | 54 | 43 | 59 | 44 |
| 0008 Reading Fluency | 61 | 60 | 60 | 50 | 54 | 65 | 70 | 62 | 64 | 60 |
| 0009 Vocabulary Development | 65 | 64 | 63 | 77 | 57 | 69 | 72 | 73 | 69 | 64 |
| 0010 Comprehension Development | 62 | 62 | 59 | 60 | 60 | 56 | 65 | 64 | 68 | 61 |
| 0011 Comprehension of Literary Texts | 73 | 72 | 67 | 82 | 68 | 75 | 72 | 78 | 79 | 72 |
| 0012 Comprehension of Informational Texts | 83 | 83 | 84 | 70 | 80 | 82 | 86 | 85 | 92 | 83 |
| Column Averages | 65 | 64 | 61 | 66 | 60 | 66 | 68 | 67 | 71 | 64 |



Notes:

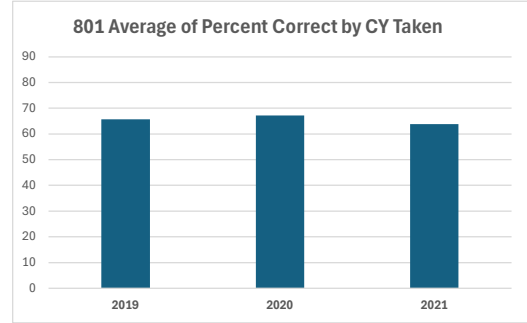
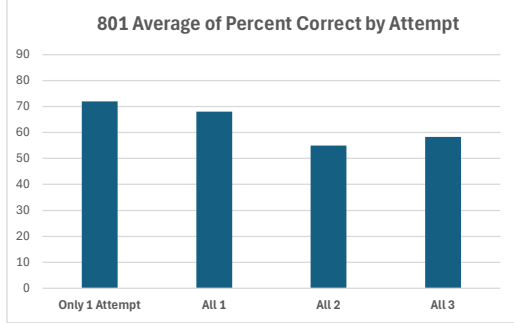
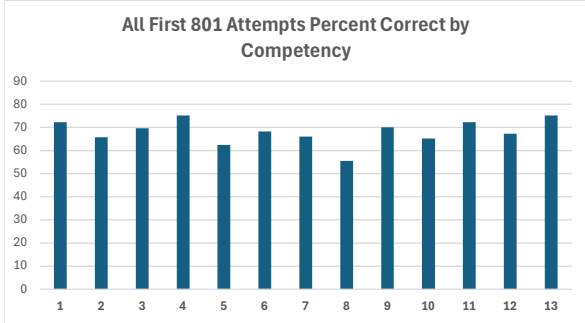
- (1) The Pass Rate data are based students associated with the Alpine EPP; several years ago, all new candidates were associated with Alpine. The Competency Data are for Alpine and the International / RGC candidates.
- (2) Existing candidates associated with the RGC EPP remained in the RGC EPP until completion or removal. All RGC records are now locked by TEA.
- (3) The TExES exams that are part of these data are the 80X (older) and 90X (newer) series (ELAR, Math, Science, Social Studies, and FA/Health/PE.)
- (4) TEA does not disaggregate the 5 exams for Pass Rates; Passing means all sections passed on first or second try, regardless of which exams were taken or retaken.*
- (5) The Column Averages average all scores together without weighting and provide a limited amount of information.
- (6) The STR scores are for any candidate taking the STR, not just EC-6 Core Subjects.
- (7) The "Only 1 Attempt" includes scores from people who have only taken the test once; "All 1" includes all scores from people irrespective of the number of attempts - and "All 2", "All 3" etc. indicate similar.

Data Sources: TEA ASEP Pass Rates & Pearson Results Analyzer
Compiled by Andy Oswald, SRSU College of Education, March 11, 2026

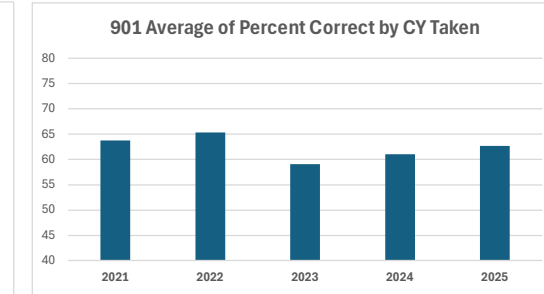
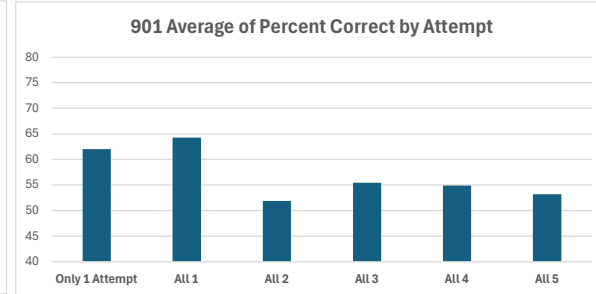
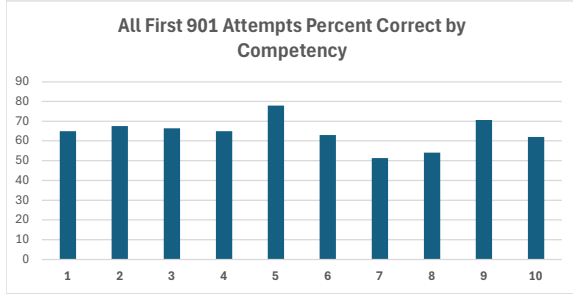
| Official TEA Pass Rates by Academic Year | | | | | | | |
|-------------------------------------------|---------|---------|---------|---------|---------|---------|---------------|
| EC-6 CORE SUBJECTS (INCLUDES 80X and 90X) | 2019-20 | 2020-21 | 2021-22 | 2022-23 | 2023-24 | 2024-25 | 6 Year Totals |
| Number of Unique Students Attempting | 4 | 16 | 9 | 4 | 39 | 28 | 100 |
| Number Passing* | 3 | 8 | 8 | 2 | 22 | 17 | 60 |
| Pass Rate | 75% | 50% | 89% | 50% | 56% | 61% | 60% |

These data are just for the Alpine candidates.
The competency data below are for all SR candidates,
Alpine & International / RGC

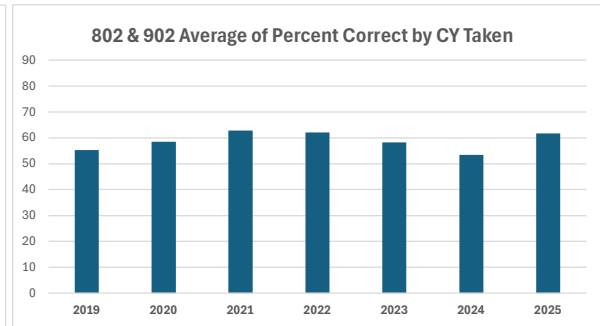
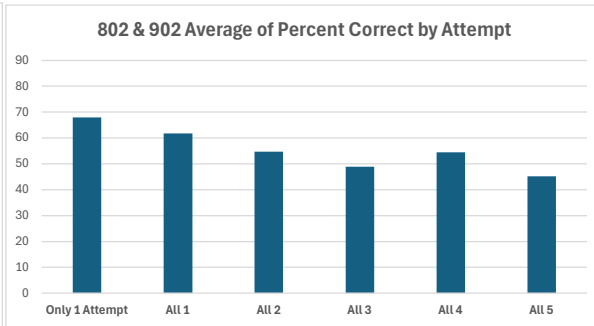
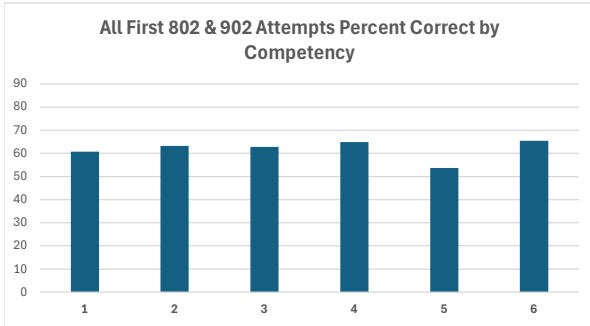
| EC-6 ELAR TEXES 801 (INCL STR) | Average of % Correct by Attempt | | | | Average of % Correct by CY Taken | | | ALL |
|----------------------------------------------|---------------------------------|------------|------------|-----------|----------------------------------|------------|------------|-------------|
| | Only 1 Attempt | All 1 | All 2 | All 3 | 2019 | 2020 | 2021 | EXAMS |
| N | 676 | 924 | 116 | 39 | 273 | 663 | 143 | 1079 |
| 0001 Oral Language | 75 | 72 | 69 | 39 | 78 | 68 | 71 | 71 |
| 0002 Phonological and Phonemic Awareness | 69 | 66 | 48 | 60 | 58 | 66 | 62 | 64 |
| 0003 Alphabetic Principle | 73 | 70 | 52 | 67 | 66 | 71 | 54 | 68 |
| 0004 Literacy Development | 78 | 75 | 72 | 58 | 75 | 75 | 68 | 74 |
| 0005 Word Analysis and Identification Skills | 65 | 62 | 49 | 62 | 61 | 62 | 55 | 61 |
| 0006 Reading Fluency | 72 | 68 | 57 | 43 | 71 | 65 | 61 | 66 |
| 0007 Reading Comprehension and Applications | 70 | 66 | 53 | 63 | 61 | 66 | 64 | 64 |
| 0008 Vocabulary Development | 59 | 56 | 47 | 41 | 51 | 55 | 56 | 54 |
| 0009 Reading / Inquiry / and Research | 74 | 70 | 49 | 93 | 66 | 69 | 71 | 69 |
| 0010 Writing Conventions | 70 | 65 | 54 | 50 | 66 | 62 | 63 | 63 |
| 0011 Written Communication | 76 | 72 | 52 | 62 | 69 | 69 | 72 | 70 |
| 0012 Viewing and Representing | 73 | 67 | 61 | 50 | 62 | 68 | 64 | 66 |
| 0013 Assessment of Developing Literacy | 79 | 75 | 51 | 70 | 70 | 75 | 69 | 73 |
| Column Averages | 72 | 68 | 55 | 58 | 66 | 67 | 64 | 66 |



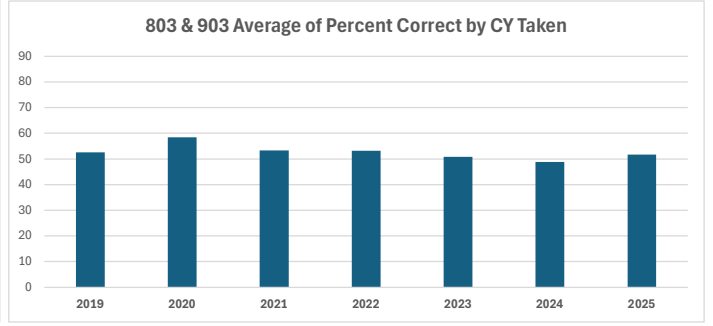
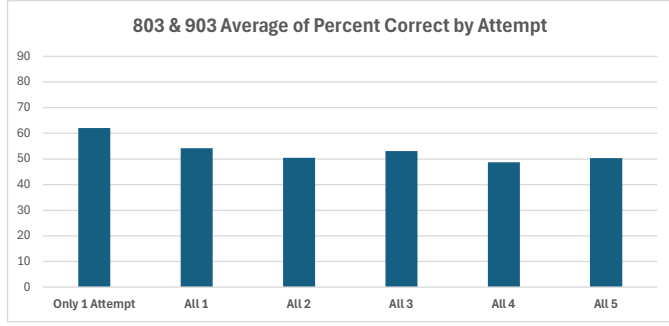
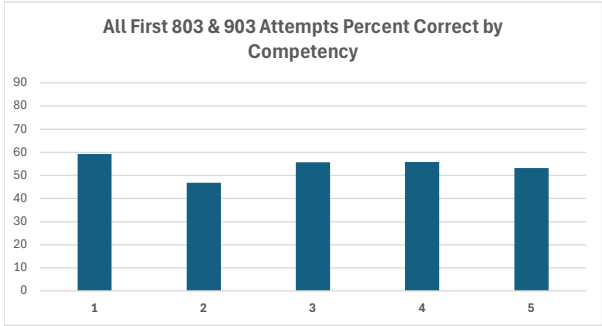
| EC-6 ELAR TExES 901 (SEPARATE STR) | Average of % Correct by Attempt | | | | | | Average of % Correct by CY Taken | | | | | ALL |
|----------------------------------------|---------------------------------|-------------|------------|------------|-----------|-----------|----------------------------------|------------|------------|------------|------------|-------------|
| | Only 1 Attempt | All 1 | All 2 | All 3 | All 4 | All 5 | 2021 | 2022 | 2023 | 2024 | 2025 | EXAMS |
| N | 1330 | 1740 | 300 | 100 | 50 | 20 | 390 | 430 | 760 | 440 | 200 | 2220 |
| 0001 Oral Language | 60 | 65 | 40 | 55 | 30 | 0 | 62 | 67 | 53 | 61 | 60 | 60 |
| 0002 Word Analysis & Identification | 65 | 68 | 52 | 58 | 55 | 75 | 71 | 68 | 62 | 63 | 59 | 65 |
| 0003 Reading Fluency | 65 | 66 | 52 | 65 | 80 | 75 | 67 | 67 | 61 | 66 | 65 | 65 |
| 0004 Reading Comprehension and Appl | 61 | 65 | 49 | 45 | 53 | 50 | 71 | 59 | 57 | 60 | 68 | 61 |
| 0005 Vocabulary Development | 76 | 78 | 69 | 72 | 64 | 40 | 76 | 80 | 72 | 75 | 82 | 76 |
| 0006 Reading, Inquiry, and Research | 61 | 63 | 57 | 50 | 60 | 63 | 65 | 63 | 59 | 60 | 63 | 61 |
| 0007 Writing Conventions | 52 | 51 | 53 | 53 | 65 | 50 | 51 | 56 | 51 | 51 | 55 | 52 |
| 0008 Written Communication | 51 | 54 | 38 | 43 | 60 | 50 | 52 | 53 | 48 | 54 | 54 | 51 |
| 0009 Viewing and Representing | 66 | 71 | 57 | 45 | 35 | 63 | 63 | 74 | 66 | 63 | 65 | 66 |
| 0010 Assessment of Developing Literacy | 61 | 62 | 54 | 70 | 47 | 67 | 60 | 66 | 62 | 58 | 57 | 61 |
| Column Averages | 62 | 64 | 52 | 55 | 55 | 53 | 64 | 65 | 59 | 61 | 63 | 62 |



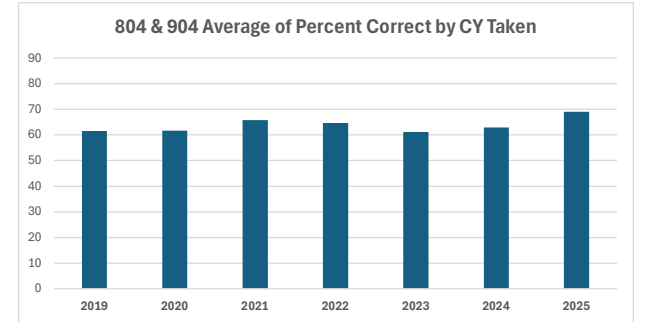
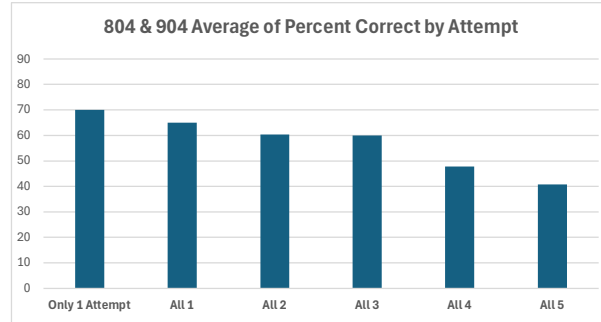
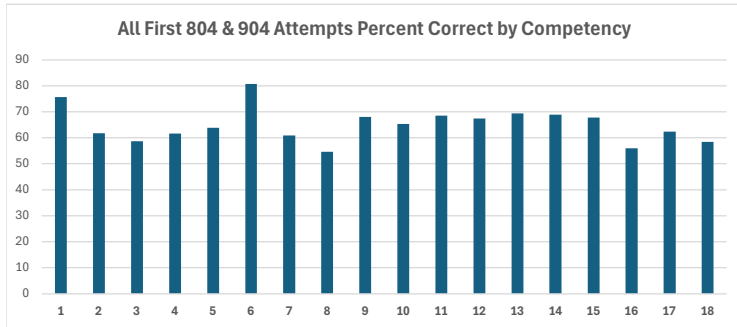
| EC-6 MATH TE _X ES 802 & 902 COMBINED | Average of % Correct by Attempt | | | | | | Average of % Correct by CY Taken | | | | | | | ALL |
|-------------------------------------------------|---------------------------------|------------|-----------|-----------|-----------|-----------|----------------------------------|-----------|-----------|-----------|-----------|-----------|-----------|------------|
| | Only 1 Attempt | All 1 | All 2 | All 3 | All 4 | All 5 | 2019 | 2020 | 2021 | 2022 | 2023 | 2024 | 2025 | EXAMS |
| N | 146 | 246 | 82 | 31 | 10 | 2 | 26 | 54 | 67 | 51 | 86 | 60 | 27 | 371 |
| 0001 Mathematics Instruction | 65 | 61 | 54 | 50 | 63 | 48 | 57 | 57 | 64 | 62 | 57 | 52 | 62 | 58 |
| 0002 Number Concepts and Operations | 68 | 63 | 55 | 52 | 48 | 60 | 55 | 51 | 64 | 67 | 64 | 53 | 64 | 60 |
| 0003 Patterns and Algebra | 73 | 63 | 55 | 50 | 49 | 33 | 66 | 66 | 61 | 60 | 56 | 56 | 54 | 59 |
| 0004 Geometry and Measurement | 72 | 65 | 58 | 49 | 54 | 43 | 53 | 68 | 64 | 62 | 62 | 54 | 69 | 62 |
| 0005 Probability and Statistics | 61 | 54 | 47 | 40 | 51 | 33 | 41 | 44 | 58 | 57 | 48 | 47 | 62 | 51 |
| 0006 Mathematical Processes | 70 | 65 | 58 | 52 | 61 | 54 | 59 | 66 | 66 | 63 | 62 | 59 | 59 | 63 |
| Column Averages | 68 | 62 | 55 | 49 | 54 | 45 | 55 | 58 | 63 | 62 | 58 | 53 | 62 | 59 |



| EC-6 SOCIAL STUDIES TEXES 803 & 903 COMBINED | Average of % Correct by Attempt | | | | | | Average of % Correct by CY Taken | | | | | | | ALL EXAMS |
|----------------------------------------------|---------------------------------|------------|------------|-----------|-----------|-----------|----------------------------------|-----------|-----------|-----------|-----------|-----------|-----------|------------|
| | Only 1 Attempt | All 1 | All 2 | All 3 | All 4 | All 5 | 2019 | 2020 | 2021 | 2022 | 2023 | 2024 | 2025 | |
| N | 140 | 256 | 104 | 40 | 17 | 5 | 30 | 80 | 69 | 55 | 99 | 65 | 24 | 422 |
| 0001 Social Science Instruction | 65 | 59 | 56 | 61 | 53 | 54 | 55 | 60 | 57 | 64 | 62 | 51 | 57 | 58 |
| 0002 History | 57 | 47 | 43 | 46 | 42 | 44 | 45 | 49 | 47 | 46 | 44 | 42 | 42 | 46 |
| 0003 Geography and Culture | 65 | 56 | 50 | 54 | 51 | 60 | 52 | 59 | 54 | 54 | 50 | 55 | 55 | 54 |
| 0004 Economics | 64 | 56 | 47 | 51 | 43 | 35 | 61 | 69 | 58 | 45 | 43 | 44 | 51 | 52 |
| 0005 Government and Citizenship | 60 | 53 | 55 | 53 | 55 | 58 | 50 | 55 | 52 | 57 | 55 | 53 | 54 | 54 |
| Column Averages | 62 | 54 | 50 | 53 | 49 | 50 | 53 | 58 | 53 | 53 | 51 | 49 | 52 | 53 |



| EC-6 SCIENCE TEExS 804 & 904 COMBINED | Average of % Correct by Attempt | | | | | | Average of % Correct by CY Taken | | | | | | | ALL |
|---------------------------------------------------|---------------------------------|------------|-----------|-----------|-----------|-----------|----------------------------------|-----------|-----------|-----------|-----------|-----------|-----------|------------|
| | Only 1 Attempt | All 1 | All 2 | All 3 | All 4 | All 5 | 2019 | 2020 | 2021 | 2022 | 2023 | 2024 | 2025 | EXAMS |
| N | 175 | 254 | 67 | 26 | 6 | 2 | 30 | 68 | 71 | 44 | 79 | 43 | 20 | 355 |
| 0001 Lab Processes, Equipment, and Safety | 80 | 76 | 70 | 57 | 50 | 50 | 69 | 67 | 77 | 67 | 75 | 74 | 85 | 73 |
| 0002 History and Nature of Science | 67 | 62 | 63 | 59 | 57 | 33 | 73 | 71 | 64 | 57 | 55 | 52 | 58 | 62 |
| 0003 Impact of Science | 63 | 59 | 57 | 59 | 42 | 50 | 73 | 68 | 65 | 53 | 47 | 44 | 63 | 58 |
| 0004 Concepts and Processes | 68 | 62 | 53 | 46 | 25 | 50 | 51 | 42 | 62 | 61 | 63 | 60 | 83 | 58 |
| 0005 Students as Learners and Science Instruction | 70 | 64 | 54 | 60 | 50 | 50 | 65 | 64 | 69 | 60 | 55 | 54 | 60 | 61 |
| 0006 Science Assessment | 85 | 81 | 69 | 78 | 75 | 100 | 76 | 75 | 82 | 81 | 73 | 84 | 83 | 78 |
| 0007 Forces and Motion | 66 | 61 | 58 | 57 | 58 | 25 | 66 | 68 | 59 | 55 | 56 | 59 | 52 | 60 |
| 0008 Physical and Chemical Properties | 62 | 55 | 50 | 54 | 33 | 0 | 38 | 51 | 59 | 62 | 47 | 52 | 66 | 53 |
| 0009 Energy and Interactions | 72 | 68 | 62 | 74 | 25 | 25 | 57 | 68 | 65 | 73 | 70 | 59 | 65 | 66 |
| 0010 Energy Transformations and Conservation | 68 | 65 | 62 | 50 | 42 | 50 | 62 | 69 | 63 | 59 | 57 | 70 | 63 | 63 |
| 0011 Structure and Function of Living Things | 75 | 69 | 67 | 66 | 75 | 75 | 63 | 66 | 74 | 63 | 66 | 69 | 80 | 68 |
| 0012 Reproduction and the Mechanisms of Heredity | 75 | 67 | 59 | 60 | 25 | 25 | 61 | 53 | 66 | 70 | 67 | 69 | 73 | 64 |
| 0013 Adaptations and Evolution | 76 | 69 | 63 | 58 | 33 | 25 | 53 | 44 | 67 | 74 | 76 | 77 | 88 | 66 |
| 0014 Organisms and the Environment | 73 | 69 | 62 | 58 | 50 | 25 | 80 | 65 | 75 | 69 | 54 | 62 | 70 | 66 |
| 0015 Structure and Function of Earth Systems | 71 | 68 | 63 | 60 | 67 | 75 | 59 | 66 | 64 | 72 | 66 | 67 | 73 | 66 |
| 0016 Cycles in Earth Systems | 63 | 56 | 52 | 55 | 38 | 0 | 55 | 59 | 49 | 57 | 49 | 63 | 58 | 55 |
| 0017 Energy in Weather and Climate | 67 | 62 | 60 | 58 | 42 | 50 | 54 | 61 | 57 | 69 | 63 | 62 | 63 | 61 |
| 0018 Solar System and the Universe | 62 | 58 | 61 | 71 | 75 | 25 | 53 | 53 | 67 | 63 | 62 | 56 | 66 | 60 |
| Column Averages | 70 | 65 | 60 | 60 | 48 | 41 | 62 | 62 | 66 | 65 | 61 | 63 | 69 | 63 |



| EC-6 FA/HEALTH/PE TEXES 805 & 905 COMBINED | Average of % Correct by Attempt | | | | | | Average of % Correct by CY Taken | | | | | | | ALL |
|--------------------------------------------|---------------------------------|------------|-----------|-----------|-----------|-----------|----------------------------------|-----------|-----------|-----------|------------|-----------|-----------|------------|
| | Only 1 Attempt | All 1 | All 2 | All 3 | All 4 | All 5 | 2019 | 2020 | 2021 | 2022 | 2023 | 2024 | 2025 | EXAMS |
| N | 150 | 243 | 79 | 32 | 13 | 5 | 23 | 45 | 57 | 54 | 100 | 64 | 30 | 373 |
| 0001 Visual Arts | 69 | 64 | 65 | 65 | 65 | 63 | 57 | 59 | 59 | 72 | 68 | 63 | 71 | 65 |
| 0002 Music | 62 | 55 | 50 | 57 | 53 | 63 | 55 | 56 | 51 | 53 | 53 | 55 | 61 | 54 |
| 0003 Health | 77 | 72 | 71 | 71 | 73 | 60 | 69 | 75 | 70 | 69 | 72 | 71 | 73 | 71 |
| 0004 Physical Education | 64 | 57 | 53 | 57 | 57 | 63 | 59 | 61 | 52 | 57 | 52 | 56 | 67 | 56 |
| 0005 Theatre | 62 | 54 | 44 | 39 | 37 | 30 | 57 | 62 | 57 | 51 | 38 | 50 | 52 | 50 |
| Column Averages | 67 | 60 | 57 | 58 | 57 | 56 | 59 | 62 | 58 | 60 | 57 | 59 | 65 | 59 |

