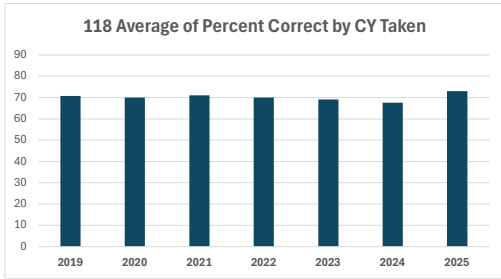
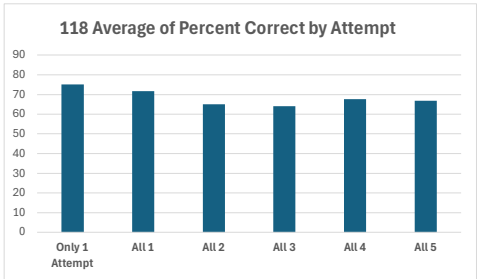
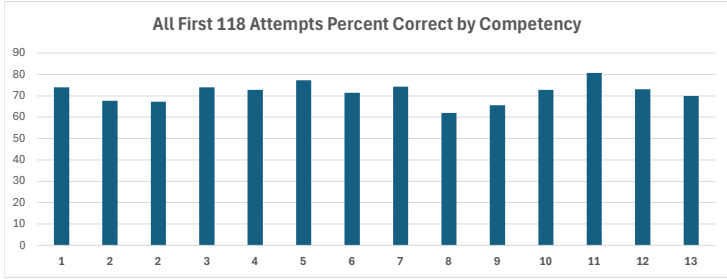


EC-12 PPR Official Pass Rates and Competency Scores, 2019-2025

Official TEA Pass Rates by Academic Year							
EC-12 PEDAGOGY AND PROFESSIONAL RESPONSIBILITIES	2019-20	2020-21	2021-22	2022-23	2023-24	2024-25	6 Year Totals
Number of Unique Students Attempting	6	38	14	17	35	37	147
Number Passing*	5	34	13	16	30	33	131
Pass Rate	83%	89%	93%	94%	86%	89%	89%

These data are just for the Alpine candidates.
The competency data below are for all SR candidates, Alpine & International / RGC

EC-12 PPR TEXES 160	Average of % Correct by Attempt						Average of % Correct by CY Taken							ALL
	Only 1 Attempt	All 1	All 2	All 3	All 4	All 5	2019	2020	2021	2022	2023	2024	2025	EXAMS
N	234	298	58	25	13	4	20	69	81	67	76	50	35	398
0001 Teacher instruct to developmental characteristics	78	74	68	68	70	75	69	67	75	72	72	74	80	73
0002 Teacher knows a variety of students and promotes learning	71	68	63	62	63	67	63	58	66	73	69	65	72	67
0002 Teacher knows diversity and promotes learning	71	67	63	61	63	67	63	58	66	73	69	65	68	66
0003 Teacher designs instruction on appropriate goals	78	74	65	62	71	70	75	73	73	76	67	67	74	72
0004 Teacher plans effective instruction and assessment	77	73	67	67	71	62	67	69	71	71	72	74	75	71
0005 Teacher can establish a climate that is productive	80	77	70	64	73	67	79	77	74	75	73	72	80	75
0006 Teacher organizes environment to manage behavior	75	71	60	61	65	63	75	74	70	66	67	61	71	69
0007 Teacher communicates varied learning contexts	78	74	71	74	67	71	65	73	77	72	74	71	76	73
0008 Teacher provides instruction that engages students	66	62	52	48	52	63	59	66	63	56	56	52	62	59
0009 Teacher uses technology to plan instruction	69	66	59	54	56	66	68	66	71	61	57	62	61	63
0010 Teacher monitors performance and promotes learning	75	73	69	65	74	63	74	72	73	70	70	71	74	72
0011 Teacher interacts effectively with families	84	81	74	76	72	74	80	80	79	80	78	77	81	79
0012 Teacher interacts with educational community	77	73	66	68	71	67	76	71	71	71	70	70	78	72
0013 The teacher adheres to legal requirements in Texas	72	70	64	65	77	64	78	77	65	63	72	65	66	69
Column Averages	75	72	65	64	68	67	71	70	71	70	69	68	73	70



- Notes:
- (1) The Pass Rate data are based students associated with the Alpine EPP; several years ago, all new candidates were associated with Alpine. The Competency Data are for Alpine and the International / RGC candidates.
 - (2) Existing candidates associated with the RGC EPP remained in the RGC EPP until completion or removal. All RGC records are now locked by TEA.
 - (3) TEA does not disaggregate the 5 exams for Pass Rates; Passing means all sections passed on first or second try, regardless of which exams were taken or retaken.*
 - (4) The Column Averages average all scores together without weighting and provide a limited amount of information.
 - (5) The "Only 1 Attempt" includes scores from people who have only taken the test once; "All 1" includes all scores from people irrespective of the number of attempts - and "All 2", "All 3" etc. indicate similar.
 - (6) The PPR exam had two versions that only differed on one competency description 0002 - see above.

Data Sources: TEA ASEP Pass Rates & Pearson Results Analyzer
Compiled by Andy Oswald, SRSU College of Education, March 11, 2026