

## CSST 2372 – Security and Information Assurance

Sul Ross State University

**Instructor:** Thea Glenn

**Office Location:** ACR 110

**Office Phone:** 931-237-3324 No calls after 11pm

**Text:** 931-237-3324

**Class:** *Online*

(No text after 10 pm or before 10 am)

**Email:** [tglenn2@sulross.edu](mailto:tglenn2@sulross.edu) **Office Hours:** T&W 10 am to 1 pm

### Required Materials:

**Textbook:** Textbook, labs, and workbooks will be provided the instructor.

### Computer Science SLOs

1. Understand modern computer systems, databases, and networking.
2. Work as a team in workgroup environments.

### Learning Objectives:

1. Students will learn the fundamentals of information assurance and common security architectures with a discussion of threats and strategies.
2. Students will learn to address compliance laws such as HIPPA, FERPA, FISMA, Gramm-Leach-Bliley, and Sarbanes-Oxley as well as State, U.S. and International standards.
3. Students will learn first principles of security, security failures, identification of good human interfaces, and their balance against security mechanisms.
4. Students will learn to addresses risks, security models, access controls, security administration, monitoring, risk response, cryptography, networks and telecommunications, and malicious code.
5. Students will learn to apply U.S. compliance laws to real-world applications in both the public and private sectors.

### Attendance (in class):

Attendance Policy: Students are expected to attend every class. If class must be missed, the student is expected to get the notes from a classmate, and to check with me or on Blackboard for announcements and updated assignments.

Students are expected to arrive to class on time. If a student is perpetually late, they will be asked to not attend class unless they can arrive on time. If tardiness becomes a problem for the class as a whole, people who arrive late will not be permitted to enter the class. If this stricter policy becomes necessary, there will be an announcement made in class.

It is policy of the university to drop a student with a grade of "F" if 9 hours or more of class

are missed. For this course that would be 9 or more class sessions missed. For online courses student must log into blackboard with in 3 weeks or will be withdrawn from the course with the grade of an “F”

### **Distance Education Statement:**

Students enrolled in distance education courses have equal access to the university’s academic support services, such as Smarthinking, library resources, such as online databases, and instructional technology support. For more information about accessing these resources, visit the SRSU website. Students should correspond using Sul Ross email accounts and submit online assignments through Blackboard, which requires secure login information to verify students’ identities and to protect students’ information. *Students need to purchase the book for this class otherwise you will fail.* The procedures for filing a student complaint are included in the student handbook. Students enrolled in distance education courses at Sul Ross are expected to adhere to all policies pertaining to academic honesty and appropriate student conduct, as described in the student handbook. Students in web-based courses must maintain appropriate equipment and software, according to the needs and requirements of the course, as outlined on the SRSU website.

### **Need for Assistance**

Qualified students with disabilities needing academic or other accommodations to ensure full participation in the programs, services and activities at Sul Ross State University should contact the Disabilities Services Coordinator, in Counseling and Prevention Services, Ferguson Hall 112, Box C-117, Alpine, Texas 79832. Please notify me before the third day of classes.

### **Course Polices**

Quizzes and assignments must be submitted on time. I have set up rules in BlackBoard so that assignments cannot be submitted after the due date.

**Academic Dishonesty:** Honesty in completing assignments is essential to the mission of the university and to the development of the personal integrity of the student. Cheating, plagiarism, or other kinds of academic dishonesty will not be tolerated and will result in appropriate sanctions that may include failing an assignment, failing the class, or being suspended or expelled. Suspected cases in this course may be reported to Student Life.

### **Posting of Grades**

As soon as assignments, exams, and quizzes are graded, the grades will be posted in Blackboard.

### **Grading**

Letter grades will be determined using a standard percentage point evaluation as outlined below. Please note that this is a tentative schedule and can change. Any changes that happen will be updated in Blackboard and due dates for assignments are be posted in Blackboard.

Calculating points based on the following weights will determine your final grade:

A      90 - 100 points

- B 80 - 89 points
- C 70 – 79 points
- D 60 – 69 points
- F below 60 points

**Assignment Break Down:**


Discussion questions = 20%


Quiz = 10%

Labs = 30%

Team Assignment = 40%


 Chapter 1

 Information System Security Presentation

 Introduce yourself to the class.


 Chapter 2


 The Internet of Things Presentation

 Internet of Things (IoT)

 Chapter 3


 Attacks, Threats, and Vulnerability Presentation


 Lab 3 Assignment


 Lab 3: Performing Reconnaissance and Probing using Common Tools

 Chapter 4


 The Drivers of the Information Security Business Presentation


 Lab 4: Using Group Policy Objects and Microsoft Baseline Security Analyzer for Change Control

 Lab 4 Assignment


 Chapter 4 Lab quiz


 Chapter 5

 Access Controls


 Chapter 5 Lab Assignment

 Lab 5: Enabling Windows Active Directory and User Access Controls

 Quiz Lab 5

 Chapter 6

 Security Operations and Administration


 Lab 6: Performing a Web Site and Database Attack by Exploiting Identified Vulnerabilities

 Chapter 6 Lab Assignment

 Chapter 7

 Auditing, Testing, and Monitoring Presentation


 Lab Chapter 007: Performing a Vulnerability Assessment

 Lab Chapter 007 Assignment


 Lab Quiz 7


 Chapter 8


 Risk, Response, and Recovery Presentation


 Lab : Implementing a Business Continuity Plan


 Chapter 8 Lab Assignment

 Lab Quiz 8


 Chapter 9

 Cryptography Presentation


 Chapter 9 Lab: Using Encryption to Enhance Confidentiality and Integrity

 Chapter 9 Lab Assignment


 Lab Quiz 9


 Chapter 10

 Networks and Telecommunications Presentation


 Ch 10 Lab Assignment


 Lab 10: Performing Packet Capture and Traffic Analysis


 Lab Quiz 10


 Chapter 11

 Malicious Code and Activity Presentation


 Chapter 11 Lab Assignment

 Lab 11: Eliminating Threats with a Layered Security Approach



 Lab Quiz 11


 Chapter 12

 Information Security Standards Presentation



 Lab 12: Implementing an Information Systems Security Policy


 Assignment Lab 12

  Chapter 13 and 14

 Chapter 13 Information Systems Security Education and Training Presentation

  Chapter 14

  Chapter 15

 U.S. Compliance Laws Presentation

 TESTTEST