

Syllabus/ ED7102 Practicum III
Fall 2nd 8-weeks

<p>Jeanne A. Walker, M. Ed. Adjunct Professor/Field Supervisor Educational Leadership Program Phone: 214.232.4689 (mobile) Email: jeanne.walker@sulross.edu</p>		<p style="text-align: center;">Virtual Office Hours</p> <p>T/W/Th, 12:00pm – 4:00pm (Alpine-CST) T/W/Th, 11:00am – 3:00pm (El Paso-MST) If above times are inconvenient, please contact me to set up an alternative time</p>
---	---	--

Course Description

This course provides practical field experiences in a school administration (principal) setting in a TEA accredited public, private, or parochial school. Interns spend a minimum of 160-clock hours under the supervision of school personnel (principals and superintendents) and university faculty.

Performance Standards, Goals, and Learning Objectives

ED 7102 contributes to the following TExES Competencies Program, Learning Outcomes (PLOs)/Student Learning Outcomes (SLOs), and Student Marketable Skills. This course is also aligned to the TExES Principal Standards outlined in Texas Administrative Code §149.2001 available at <http://ritter.tea.state.tx.us/rules/tac/chapter149/ch149bb.html>.

DOMAIN I-SCHOOL CULTURE (School and Community Leadership)

- **Competency 1-The beginning principal knows how to establish and implement a shared vision and culture of high expectations for all stakeholders (students, staff, parents, and community).**
- **Competency 2-The beginning principal knows how to work with stakeholders as key partners to support student learning.**
 - Students will know how to share campus culture by facilitating the development, articulation, implementation, and stewardship of a vision of learning that is shared and supported by the school community.
 - Students will examine their leadership style and leadership theories.
 - Students will analyze their school culture and climate and will learn the meanings and applications of these concepts on their campus.
 - Students will create a vision for their campus and learn its importance and application to school improvement.

DOMAIN II-LEADING LEARNING (Instructional Leadership/Teaching and Learning)

- **Competency 3-The beginning principal knows how to collaboratively develop and implement high-quality instruction.**
- **Competency 4-The beginning principal knows how to monitor and assess classroom instruction to promote teacher effectiveness and student achievement.**
 - Students will know how to facilitate the design and implementation of curriculum and strategic plans that enhance teaching and learning.
 - Students will know how to advocate, nurture, and sustain an instructional program and a campus culture that are conducive to student learning and staff professional growth.

DOMAIN III-HUMAN CAPITAL (Human Resource Management)

- **Competency 5-The beginning principal knows how to provide feedback, coaching, and professional development to staff through evaluation and supervision, knows how to reflect on his/her own practice, and strives to grow professionally. 2**

Syllabus/ ED7102 Practicum III

Fall 2nd 8-weeks

- **Competency 6-The beginning principal knows how to promote high-quality teaching by using selection, placement, and retention practices to promote teacher excellence and growth.**
- Students will learn that professional development is a continuous, ongoing process.
- Students will learn how to implement and monitor a professional development and how to measure its impact on student achievement.
- Students will know how to implement a staff evaluation and development system to improve the performance of all staff members and apply the legal requirements for personnel management.
- **DOMAIN IV-EXECUTIVE LEADERSHIP (Communication and Organizational Management)**
- **Competency 7-The beginning principal knows how to develop relationships with internal and external stakeholders including selecting appropriate communication strategies for particular audiences.**
- **Competency 8-The beginning principal knows how to focus on improving student outcomes through organizational collaboration, resiliency, and change management.**
- Students will learn the steps to creating an action plan for school improvement and will gain practical knowledge and application by creating an action plan.
- Students will learn theories relating to the organizational structures of schools and the school culture that defines them.
- Students will know how to apply organizational, decision-making, and problem-solving skills to ensure an effective learning environment.
- Students will examine instructional theories in practice that increase student achievement and turn schools around.
- **DOMAIN V-STRATEGIC OPERATIONS (Alignment and Resource Allocation)**
- **Competency 9-The beginning principal knows how to collaboratively determine goals and implement strategies aligned with the school vision that support teacher effectiveness and positive student outcomes.**
- **Competency 10-The beginning principal knows how to provide administrative leadership through resource management, policy implementation, and coordination of school operations and programs to ensure a safe learning environment.**
- Students will learn how to mobilize resources to promote student success.
- Students will learn the difference between being a “leader” and a “manager.”
- Students will examine, analyze, and reflect on all the principal managerial functions that sustain the campus.
- Students will examine the functions of human resources, food services, transportation, budget, class scheduling, and safety, and how these managerial functions affect student learning.
- Students will know how to apply principles of effective leadership and management.
- Students will know how to apply principals of leadership and management to the campus physical plant and support systems to ensure a safe and effective learning environment.
- **DOMAIN VI-ETHICS, EQUITY, AND DIVERSITY**
- **Competency 11-The beginning principal knows how to provide ethical leadership by advocating for children and ensuring student access to effective educators, programs, and services.**
- Students will know how to communicate and collaborate with all members of the school community, respond to diverse interests and needs.
- Students will learn the importance of diversity and meeting the needs of all learners.
- Students will know how to act with integrity, fairness, and in an ethical and legal manner.

Syllabus/ ED7102 Practicum III

Fall 2nd 8-weeks

ED 7102 will address the following Student Learning Outcomes (SLOs):

The practicum serves as a capstone course for the principal certification program. It is designed to allow the intern the opportunity to practice the knowledge gained under the supervision of a certified principal or superintendent in the field and university faculty. Interns will be supervised in the role of principal in the public schools. Student Learning Objectives: At the conclusion of this course, students will be able to do the following:

- Data Driven Instruction³ • Components of quality assessments, including alignment and rigor (K)
- Multiple forms of assessment (K)
- Definition of “highest leverage” (K)
- Qualities of a strong student exemplar aligned to the standard (K)
- Components of a strong reteach plan (K)
- Data collection tools and analysis protocols (K)
- Implement consistent systems for the collection of student achievement data at regular intervals (formative and summative) (S)
- Intentionally plan all components of the data meeting, including anticipated teacher responses. (S)
- Establish strong systems and protocols to ensure that all teachers have a clear understanding of their role, to ensure participation and timeliness. (S)
- Deeply understand the focus standard and define the aligned exemplar response. Create or identify an exemplar response so that all can see the bar for rigor. (S)
- Analyze student work to identify the gaps between student performance and the exemplar, to identify the highest leverage misconception. (S) • Leverage reflective questioning to support the teacher in uncovering the highest leverage error and conceptual misunderstanding (S)
- Identify the most appropriate approach to teach highest leverage misconception. (S)
- Plan intentional practice to support teachers in their ability to address the misconception during the reteach (S)
- Provide in-the-moment feedback to support teachers in ensuring their reteach effectively addresses the
- highest leverage misconception (S)
- A conceptual adjustment involves the need to know each student’s proficiency, or lack of, after every lesson
- and concept has been taught (M)
- Leaders should push teachers to develop a better understanding of why students are not performing well on content that has been taught and what action is needed (M)
- The use of rubrics containing a progressive continuum of performance expectations that better support teacher reflection and development is best practice (M)
- Data driven instruction can serve student achievement in multiple formats – it should look different to support different ages and ability groups (M)
- To effectively address student errors and misunderstandings, students should receive feedback and practice until they demonstrate proficiency in the skill entirely on their own (M) Observation and Feedback
- Standard criteria for teacher performance on a continuum of proficiency (K)
- Developmental process of acquiring pedagogical skills in terms of both management and rigor (K)
- Definition of “highest leverage” (K)
- Characteristics of high-quality action steps (K) • Qualities of a strong exemplar (K)
- Qualities of strong reflective questions (K)

Syllabus/ ED7102 Practicum III

Fall 2nd 8-weeks

- Develop structures to support the scheduling and implementation of observation and feedback cycles (S)
- Develop systems to track teacher action steps (S)
- Observe instruction through the lens of standard criteria for teacher performance (S)
- Collect low inference data throughout the observation (S) 4
- Identify the highest leverage gap in teacher performance in relation to standard criteria for teacher performance. (S)
- Develop an aligned action step which is bite-sized, high leverage, and observable and clearly “name it” in plain language. (S)
- Identify or define the exemplar implementation of the highest leverage action step, so that the teacher can “see it.” (S)
- Leverage reflective questioning and low inference evidence to support the teacher in identifying the key elements of the exemplar. (S)
- Analyze teacher actions in relation to the exemplar to identify the highest leverage gaps in the teacher’s performance. (S)
- Leverage reflective questioning to support the teacher in uncovering the highest leverage gaps in their performance. (S)
- Intentionally plan for the practice, with the teacher, ensuring practice aligns to stated action step and the exemplar. (S)
- Facilitate teacher practice in alignment with the stated action step. (S)
- Provide in-the-moment feedback to the teacher to ensure that practice aligns to the stated action step and the exemplar. (S)
- Intentionally plan for a follow-up observation to ensure implementation of the action step. (S)
- Teachers deserve consistent feedback around their practice to fine tune their skills and improve (S)
- Feedback is most effective when it includes concrete action steps, which can be implemented within a week (K)
- Short-cycle, bite-sized feedback allows teachers to develop knowledge and skills rapidly (K)
- Practice is the most impactful component of the coaching conversation in supporting teachers in the development of new skills (K)

ED 7102 will address the following Marketable Skills:

- Students will be able to manage and lead diverse groups of people.
- Students will be able to communicate professionally through diverse written and in-person formats, including e-mail, memos, facilitating meetings, etc. to an array of audiences, including internal and external stakeholders.
- Students will be able to gather information and analyze data to define campus needs, set goals, to solve a diverse set of problems.
- Students will be able to exercise administrative leadership to ensure resource management, policy implementation, and coordination of organizational operations in an ethical manner.
- Ensures that parents and other members of the community are an integral part of the campus culture.
- Implement strategies to ensure the development of collegial relationships and effective

Syllabus/ ED7102 Practicum III
Fall 2nd 8-weeks

collaborations.

Materials

Required Texts

1. American Psychological Association. (2020). *Publication manual of the American Psychological Association*. (7 ed.) Washington, DC: American Psychological Association. ISBN: 9781433805615.
2. Bambrick-Santoyo, P., Lemov, D. (2018). *Leverage leadership 2.0: Practical guide to building exceptional schools* (2nd ed.). San Francisco, CA: Jossey-Bass.
3. Love, N., Stiles, K.E., Mundry, S., DiRanna, K. (2008). *The data coach's guide to improving learning for all students*. Thousand Oaks, CA: Corwin Press. ISBN-13: 978-1412950015; ISBN-10: 1412950015
4. Wilmore, E.L. (2019). *Passing the principal as instructional leader TExES Exam* (3rd ed.). Thousand Oaks: Corwin. ISBN:9781544342153.

Recommended Texts

1. Bambrick-Santoyo, P. (2016) *Get better faster: A 90-day plan for coaching new teachers*. San Francisco, CA: Jossey-Bass.
2. TExES principal as instructional leader (268) secrets study guide: TExES test review for the Texas Examinations of Educator Standards (2019). Mometrix Test Preparation. ISBN-13: 978-1516710454

Assignments and Grades

Assignment descriptions are found in the Educational Leadership Practicum Handbook which is incorporated into this Syllabus. Students should read the Handbook carefully.

Grading Policy:

Students must complete all Practicum required hours, meetings, and paperwork.

1. No late assignment will be accepted after its due date without prior instructor consent. After 11:59 pm on the date for any assignment due is considered late. If submission is not included by due date, the instructor will assign a grade of "0". Student must contact instructor to submit the late assignment. 10 points will be deducted from the grade for each day late.
2. All citations should be formatted using the American Psychological Association (APA) manual. Papers with APA citation errors will receive a reduction in points or no credit.
3. Extra credit points are not available.
4. **There are no I's (incompletes) for this class unless there are unusual circumstances. No incompletes will be given without the approval of the field supervisor and program coordinator.**
5. There are no optional assignments in this course. All assignments must be completed in order to pass this class. **Even if an assignment is so late that it will receive a "0", the student must turn in the assignment to pass the course (regardless of number of points accrued in the course.)**
6. Students who fail to participate in Discussion Board or complete any assignment may not pass this course.

Grading Scale

100-90% equate to an A

89-80% equate to a B

Syllabus/ ED7102 Practicum III Fall 2nd 8-weeks

79-70% equate to a C69-60%
equate to a D
59-50% or less receive an F.

“Cs” are not accepted in this program. Students scoring below a “B” in this course will be required to repeat the course to remain in the Educational Leadership Program. Changing the rotation by repeating this course will delay completion of the program as the program is sequential and the rotation must be followed.

Student and Instructor Expectations for Online Course

This class is taught online. Students will need an active Sul Ross account to access the course website through Blackboard. This site will have announcements, calendar, and learning modules, among other things. Students must have a microphone and camera.

Student Expectations of Instructor:

- Instructor will provide weekly communication with the class through announcements (video and text), email notifications, virtual office hours, and weekly Zoom group chats.
- Instructor will provide weekly email responses within 24-hours of receipt during the hours of 9:00AM-4:00PM, Monday-Friday (CST).
- Instructor will provide grades to assignments and projects within two weeks of the submissions date.
- Instructor will provide feedback to journals and discussion boards as needed, on a weekly basis.
- Instructor will provide clear and concise instructions on how to complete the online requirements.
- Instructor will provide a range of opportunities to engage in the course content in a meaningful way.

Instructor Expectations of Students:

- Successful students will familiarize themselves with the course syllabus, policies, assessments, evaluation, grading criteria, and course design.
- Successful students will complete all coursework on assigned due date.
- Successful students will engage in the course, with their peers, and the instructor and with open communication and active participation.
- Students should be diligent to use both oral and written communication that respects peers and instructor.
- Students should respond to instructor communication requests regarding course progress and for general inquiries in a timely manner.
- Successful students will not plagiarize the work of other or use the work of their peers and claim it as their own.
- Successful students will pre-plan for testing situations and ensure they are able to access the internet to complete the exam during its assigned date and time.
- Students will be proactive and resourceful to problem solve in case of internet or technical issues.

Learning Environment & Grading Policy

Successful completion of an online course requires dedication and constant effort. Do not fall behind in your work! Begin your assignments as soon as possible and get at least one module ahead. This will help you avoid the penalty for late work because there are always unforeseen events that arise. Submit professional quality work. Have someone proofread your submittals and always use the grammar and spell check functions on your computer before submission.

If you are not sure what plagiarism is, please read APA pp. 15-16 and 170, or ask during office hours.

Syllabus/ ED7102 Practicum III

Fall 2nd 8-weeks

But remember, the ultimate responsibility is your own. When in doubt, err on the side of caution.

Internet Web Resources

The sources below are only convenient starting points for your Internet based research. You are expected to locate professional, peer-reviewed publications as reference material on papers submitted in this class.

Sul Ross Library recommended databases include the following: Academic Search Premier, Dissertation Abstracts, Education Abstracts, Educator's Reference Desk, eLibrary Curriculum, Emerald Management Xtra, ERIC (from EBSCO), Professional Educational Development Collection, WorldCat, WorldCat Dissertation & Theses.

Format Requirements for Submittals

All submittals must be professional papers. Do not submit your assignments in a "homework" or "school assignment" format. Each submittal should be written as if it were an actual professional paper ready for publication or for transmission to the addressed recipient using APA.

A title page is not necessary. Put a single-spaced heading in the top left corner of the first page only that provides: student name, date, assignment name and number. Also, put your name and the assignment number in the document's file name. (To do this, click on "Save as" and under "File name" put your name and assignment number. (Example: Last name_First name_Assignment name_ED7100_Submission date). *****Please be advised that if you do not follow the correct naming protocol, your assignment will not be graded.**

Academic Integrity

All students are expected to demonstrate scholarly behavior and academic honesty in the use of intellectual property. Examples of academic dishonesty include but are not limited to

- Turning in work as original that was used in whole or another course and/or professor
- Turning in another's work as one's own
- Copying from professional works or Internet sites without citation

Any of the above offenses will result in a zero for the assignment with not option to redo for credit.

Course Withdrawal

The Last day to drop a course with a 'W' is **Monday, November 27**. Drops must be processed and in the University Registrar's office by 4 p.m. A "W" on your transcript has no negative effect on your overall GPA. Please understand that dropping a course means you must re-register and pay tuition to take the course for credit. Additionally, dropping a course may affect your financial aid eligibility or probationary status.

Diversity Statement

My goal is to create a learning environment for my students that supports a diversity of thoughts, perspectives, and experiences, and honors your identities (including race, gender, class, sexuality, religion, ability, socioeconomic class, age, nationality, etc.). I also understand that the crisis of COVID, economic disparity, and health concerns, or even unexpected life events could impact the conditions necessary for you to succeed. My commitment is to be there for you and help you meet the learning objectives of this course. I do this to demonstrate my commitment to you and to the mission of Sul Ross State University to create an inclusive environment and care for the whole student as part of the Sul

Syllabus/ ED7102 Practicum III

Fall 2nd 8-weeks

Ross Familia. If you feel like your performance in the class is being impacted by your experiences outside of class, please do not hesitate to come and talk with me. I want to be a resource for you.

Students With Special Needs


Sul Ross State University (SRSU) is committed to equal access in compliance with Americans with Disabilities Act of 1973. It is SRSU policy to provide reasonable accommodations to students with documented disabilities. It is the student's responsibility to initiate a request each semester for each class. Alpine students seeking accessibility/accommodations services must contact Mary Schwartze Grisham, M.Ed., LPC (Licensed Professional Counselors), SRSU's Accessibility Services Coordinator at 432-837-8203 (please leave a message and we will get back to you as soon as we can during working hours), or email mschwartz@sulross.edu. Our office is located on the first floor of Ferguson Hall (Suite 112), and our mailing address is P.O. Box C-122, SUI Ross State University, Alpine, Texas, 79832.

Syllabus/ ED7102 Practicum III
Fall 2nd 8-weeks



Course Schedule

Module 1 Assignments	Items to Submit-Documents & Forms	Due Date/Time and Point Value
Mod1 Assn1 Student Contact Sheet	SUBMIT to Blackboard Student Contact Sheet <i>Update if needed</i>	Monday, September 25 Before 11:59pm 100 points
Mod 1 Assn2 Practicum Certification Agreement Form	SUBMIT to Blackboard Practicum Certification Agreement Form	Monday, September 25 Before 11:59pm 100 points
Mod 1 Assn3 Link to Weekly Calendars	SUBMIT to Blackboard: Link to Weekly Calendar- NOTE: Each week you should have updated your calendar to show scheduled practicum activities listed in your weekly logs and reflections. There should be a total of 8 weeks of activities listed on your calendar. Weekly Calendars with upcoming events must be shared with site supervisor and filed in Blackboard	Monday, September 25 Before 11:59pm 100 points
Mod1 Assn4 Retake scores for Certified Teacher Practice Exam for Domains 1, 5, and 6 ONLY	SUBMIT to Blackboard: Score for retaking Certified Teacher Exam if original scores were below 80% (ED7101)	Saturday, December 9 Before 11:59pm 100 points
Mod1 Assn5 Link to Portfolio Folder	SUBMIT to Blackboard: When you are finished sharing your link, type the following in the submission box: "I have shared my Portfolio PPT Folder with you." Then Click on "Submit".	Monday, September 25 Before 11:59pm 100 points
Mod1 Assn6 PASL Video permission	SUBMIT to Blackboard: PASL Video permission forms (for new Data Team members)	Monday, September 25 Before 11:59pm 100 points
Mod1 Assn7 Site Supervisor Practicum Overview Training and Agreement Form	SUBMIT to Blackboard: <ol style="list-style-type: none"> 1. Site Supervisor Practicum Overview Training Verification 2. Must contain all required signatures before submission. <i>(Resubmit the form submitted at the beginning of ED7100 if Site Supervisor has not changed. If there is a change, complete and submit a new form)</i>	Monday, September 25 Before 11:59pm 100 points
Mod1 Assn8 Clinical Experience Assignment Report	SUBMIT to Blackboard <ol style="list-style-type: none"> 1. Clinical Experience Assignment Report 2. Must contain all required signatures before submission <i>(Resubmit the form submitted at the beginning of ED7100 unless there has been a change in Site Supervisor. If you have a new Site Supervisor, complete a new form.)</i>	Monday, September 25 Before 11:59pm 100 points
Mod1 Assn9 Practicum III Meeting-Field Supervisor, Site Supervisor, Intern	SUBMIT to Blackboard: Submit agenda for meeting, conversation tracker, next steps	Saturday, September 30 Before 11:59pm 100 points

Syllabus/ ED7102 Practicum III
Fall 2nd 8-weeks

Module 2 Assignments	Items to Submit-Log & Reflections	Due Date/Time and Point Value
Mod2 Assn1 Log and Reflection #14	SUBMIT to Blackboard: Turn in your Log and Reflection with signature from your site supervisor. NOTE: Record all preparation, class time, and post-class work time in your Log and Reflection. (See detail regarding Log and Reflection in module. Reflection section should address one of the guiding prompts listed at the end of the form).	Saturday, November 4 Before 11:59pm 100 points
Mod2 Assn2 Log and Reflection #15	SUBMIT to Blackboard: Turn in your Log and Reflection with signature from your site supervisor. NOTE: Record all preparation, class time, and post-class work time in your Log and Reflection. (See detail regarding Log and Reflection in module. Reflection section should address one of the guiding prompts listed at the end of the form).	Saturday, November 18 Before 11:59pm 100 points
Mod2 Assn3 Log and Reflection #16	SUBMIT to Blackboard: Turn in your Log and Reflection with signature from your site supervisor. NOTE: Record all preparation, class time, and post-class work time in your Log and Reflection. (See detail regarding Log and Reflection in module. Reflection section should address one of the guiding prompts listed at the end of the form).	Saturday, December 9 Before 11:59pm 100 points
Module 3 Assignments	Items to Submit-Data Team Meetings	Due Date/Time and Point Value
Mod3 Assn1 Pre-Work for Data Team Meeting #7: Delivering the Professional Development Resources: <i>Leverage Leadership 2.0, pp 181-217</i> Observation #4 <i>This meeting will be observed by your Field Supervisor. Please see "Rubric for Practicum Observation" to review how your performance will be evaluated</i>	SUBMIT to Blackboard: <ol style="list-style-type: none"> Scripted agenda including: <ul style="list-style-type: none"> Time Frames Ice Breaker Review Roles/ Responsibilities/Norms Finalized <u>3A-Leading PD Template</u> (Agenda)  <ol style="list-style-type: none"> <u>Template 4A-PD Planning Template</u> (selection of materials to be used during the PD) 	Monday, September 25 Before 11:59pm 100 points 60 points for work; 40 points for required pre-conference with Field Supervisor no less than 5 days prior to meeting

Syllabus/ ED7102 Practicum III Fall 2nd 8-weeks

	<div style="text-align: center;">  </div> <p style="text-align: center;">4. Proposed Professional Development Materials: PPT, activities, handouts, etc. Include PD Agenda, date, participants</p> <p style="text-align: center;">Credit will be awarded after pre-conference with Field Supervisor. (A minimum of 5 days before scheduled data team meeting). REQUIRED</p>	
<p>Mod3 Assn2 Post Work for Data Team Meeting #7: Delivering the Professional Development Template #5:</p> 	<p>SUBMIT to Blackboard</p> <ol style="list-style-type: none"> 1. Completed Post PD Surveys-one from each participant 2. Scripted Agenda 3. Updated <u>Template #5 PD Process ED 7101</u> 4. <u>Template 3A-Leading PD</u> 5. <u>Template 4A-PD Planning Template</u> 6. PD Growth Chart 7. Self-Reflection Journal Entry 	<p style="text-align: center;">Saturday, September 30 Before 11:59 pm 100 points</p>
<p>Mod 3 Assn 3 Practicum Observation Meeting Recording and Observation #4</p>	<p>SUBMIT to Blackboard</p> <p>1. After placing video in One Drive, email the link to the field supervisor. The meeting must be a minimum of 45 minutes. The Field Supervisor will evaluate your performance during the meeting either by reviewing the video/audio recording or referring to documentation collected in a “face to face” meeting. They will email you a Practicum Observation Report.</p> <p>SUBMIT to Blackboard, and “Education Reports Site”</p> <ol style="list-style-type: none"> 1. Intern signs report and completes required sections including <i>Site supervisor signature</i>. 2. Document is scanned, submitted to Blackboard 3. Document is uploaded to the SRSU Education Department website “Education Reports”. Specific information for uploading will be found in the Module. <p>***You will not receive credit for this assignment unless the signed report is uploaded to both locations specified above.</p>	<p style="text-align: center;">Thursday, October 5 Before 11:59 pm 100 points</p>

Syllabus/ ED7102 Practicum III
Fall 2nd 8-weeks

<p>Mod3 Assn4 Pre-Work for Data Team Meeting #8: Finalizing I/M Calendar</p> <p><i>This meeting will not be observed.</i></p>	<p>SUBMIT to Blackboard: Any revisions to the following documents previously submitted in ED6355</p> <ol style="list-style-type: none"> 1. Scripted agenda including: <ul style="list-style-type: none"> • Time Frames • Ice Breaker • Review Roles/ Responsibilities/Norms 2. Weekly Data Analysis Agendas (for the 4-week implementation period using scripted agendas 3. Common Assessments: (Pre-assessment, formative assessment, post-assessment) 4. Example of Student Achievement Worksheet Template 5. PowerPoint Presentation and any handouts to be distributed including observation cycle 6. Observation Schedule (can be from your I/M Calendar) 	<p>Friday, October 6 Before 11:59pm 100 points</p>
<p>Mod3 Assn5 Post-Work for Data Team Meeting #8: Finalizing Implementation and Monitoring Plan</p>	<p>SUBMIT to Blackboard:</p> <ol style="list-style-type: none"> 1. Scripted agenda including: <ul style="list-style-type: none"> • Time Frames • Ice Breaker • Review Roles/ Responsibilities/Norms 2. Updated/Revised I&M Calendar 3. Completed Data Team Feedback Forms – one from each participant 4. Self-Reflection Journal Entry 	<p>Friday, October 13 Before 11:59 pm 100 points</p>
<p>Mod3 Assn6 Pre-Work for Data Team Meeting #9-Mid-point Results/Adjustments</p> <p>Resources: <i>Data Coach's Guide, pp 324-325</i></p> <p>Observation #5 <i>This meeting will be observed by your Field Supervisor. Please see "Rubric for Practicum Observation" to review how your performance will be evaluated.</i></p>	<p>SUBMIT to Blackboard):</p> <ol style="list-style-type: none"> 1. Scripted agenda including: <ul style="list-style-type: none"> • Time Frames • Ice Breaker • Review Roles/ Responsibilities/Norms 2. Representative student work samples that reflect growth or lack of growth. (Name them by week) 3. The updated Student Achievement Growth Chart 4. The updated Implementation Adjustment Template 	<p>Saturday, October 21 Before 11:59pm 100 points</p>
<p>Mod 3 Assn7 Post-Work for Data Team Meeting #9: Mid-point Results/Adjustments</p>	<p>SUBMIT to Blackboard:</p> <ol style="list-style-type: none"> 1. Scripted Meeting Agenda <ul style="list-style-type: none"> • Time Frames • Ice Breaker • Review Roles/ Responsibilities/Norms 2. Updated/Revised I&M Calendar 3. Updated Implementation/Adjustment Template 4. Completed Data Team Feedback Forms-one from each participant. 5. Update PD Growth Chart 6. Self-Reflection Journal Entry 	<p>Friday, October 27 Before 11:59pm 100 points</p>

Syllabus/ ED7102 Practicum III
Fall 2nd 8-weeks

<p>Mod 3 Assn 8 Practicum Observation Meeting Recording and Observation #5</p>	<p>SUBMIT to Blackboard 1. After placing video in One Drive, email the link to the field supervisor. The meeting must be a minimum of 45 minutes. The Field Supervisor will evaluate your performance during the meeting either by reviewing the video/audio recording or referring to documentation collected in a “face to face” meeting. They will email you a Practicum Observation Report.</p> <hr/> <p>SUBMIT to Blackboard, and “Education Reports Site” 1. Intern signs report and completes required sections including <i>Site supervisor signature</i>. 2. Document is scanned, submitted to Blackboard 3. Document is uploaded to the SRSU Education Department website “Education Reports”. Specific information for uploading will be found in the Module.</p> <p>***You will not receive credit for this assignment unless the signed report is uploaded to both locations specified above.</p>	<p>Tuesday, October 31 Before 11:59pm 100 points</p>
<p>Mod3 Assn9 Pre-Work for Data Team Meeting #10-Celebrating Results</p> <p>Resources: <i>Data Coach’s Guide, pp 326-332</i></p> <p>Observation #6 <i>This meeting will be observed by your Field Supervisor. Please see “Rubric for Practicum Observation” to review how your performance will be evaluated.</i></p>	<p>SUBMIT to Blackboard:</p> <ol style="list-style-type: none"> 1. Scripted Agenda <ul style="list-style-type: none"> • Time Frames • Ice Breaker • Review Roles/ Responsibilities/Norms 2. PPT Presentation 3. Representative student work samples that reflect growth or lack of growth. (Name them by week) 4. Update Student Achievement Worksheet Template 5. <i>Template #9 PD & I& M Process</i> 	<p>Saturday, November 4 Before 11:59pm 100 points</p>
<p>Mod3 Assn10 Post-Work for Data Team Meeting #10-Celebrating Results</p>	<p>SUBMIT to Blackboard:</p> <ol style="list-style-type: none"> 1. Scripted Agenda <ul style="list-style-type: none"> • Time Frames • Ice Breaker • Review Roles/ Responsibilities/Norms 2. Representative student work samples that reflect growth or lack of growth (Name them by week) 3. Finalized Student Achievement Worksheet Template (with final results from post-assessment) 4. Finalized Implementation Adjustment Template 5. Finalized PD Growth Chart 6. Graphic or Table Summarizing PLC Survey Results 7. Completed TEMPLATE #9 PD I&M PROCESS 	<p>Saturday, November 10 Before 11:59pm 100 points</p>

Syllabus/ ED7102 Practicum III
Fall 2nd 8-weeks

<p>Mod3 Assn11 Practicum Observation Meeting Recording and Observation Report #6</p>	<p>SUBMIT to OneDrive: After placing video in One Drive, email the link to the field supervisor. The meeting must be a minimum of 45 minutes. The Field Supervisor will evaluate your performance during the meeting either by reviewing the video/audio recording or referring to documentation collected in a “face to face” meeting. They will email you a Practicum Observation Report.</p> <p>SUBMIT to Blackboard:</p> <ol style="list-style-type: none"> 1. Intern signs report and completes required sections including Site supervisor signature. 2. Document is scanned, submitted to Blackboard 3. Document is emailed to the SRSU Education Department website “Education Reports”. The specific link will be given to you at a later date. <p>***You will not receive credit for this assignment unless the signed report is uploaded to both locations specified above.</p>	<p>Monday, November 13 Before 11:59pm 100 points</p>
<p>Mod3 Assn12 Pre-Work for Data Team Meeting #11: Implementation and Monitoring Cycle II</p> <p><i>This meeting will not be observed.</i></p> <p><i>OPTIONAL</i></p>	<p>SUBMIT to Blackboard):</p> <ol style="list-style-type: none"> 1. Scripted agenda including: <ul style="list-style-type: none"> • Time Frames • Ice Breaker • Review Roles/ Responsibilities/Norm 2. Representative student work samples that reflect growth or lack of growth. (Name them by week) 3. The updated Student Achievement Worksheet Template 4. The updated Implementation Adjustment Template 	<p>Monday, November 20 Before 11:59pm 100 points</p>
<p>Mod3 Assn13 Post-Work for Data Team Meeting #11: Implementation and Monitoring Cycle II</p>	<p>SUBMIT to Blackboard Scripted Meeting Agenda</p> <ol style="list-style-type: none"> 1. Scripted agenda including: Time Frames, Ice Breaker, Review Roles/ Responsibilities/Norms 2. Updated I&M Calendar 3. Completed Data Team Feedback Forms one from each data team member 4. Self-Reflection Journal Entry 	<p>Monday, December 4 Before 11:59 pm 100 points</p>
Module 4 Assignments	Items to Submit	Due Date/Time and Point Value
<p>Mod4 Assn1 Mock Portfolio Presentation to Field Supervisor</p>	<p>***Consult with your field supervisor about a date and time. Send a meeting link to your field supervisor.</p> <p>SUBMIT to Blackboard:</p> <ol style="list-style-type: none"> 1. Finalized Portfolio PowerPoint Presentation 2. Finalized Portfolio Presentation Script (no longer than 60 minutes) 	<p>Saturday, November ? Before 11:59pm 100 points</p>
<p>Mod4 Assn2 Portfolio Defense</p>	<p>Send link to Portfolio Defense Folder to each panelist</p> <p>***before 11:59pm, Saturday, April 15</p>	<p>November 18-19</p>
<p>Mod4 Assn3 Implementation Reflections</p>	<p>SUBMIT to Blackboard</p> <ol style="list-style-type: none"> 1. Video Interview Reflection Summary. (minimum of 3 Data Team Members) 	<p>Saturday, December 9 Before 11:59pm</p>

Syllabus/ ED7102 Practicum III
Fall 2nd 8-weeks

	2. Link to the SRSU One-Drive and indicate in the Bbd comment box the Interview Reflection Videos you have summarized by name.	100 points
Mod4 Assn4 Application for Program Completion	SUBMIT to Blackboard: 1. Application for Program Completion Form-signed	Saturday, December 9 Before 11:59pm 100 points
Mod3 Assn 5 AEL Certificate	SUBMIT to Blackboard: 1. Certificate of AEL Training Completion	Saturday, December 9 Before 11:59pm 100 points
Mod3 Assn 6 T-TESS Certificate	SUBMIT to Blackboard: 1. Certificate of T-TESS Training Completion	Saturday, December 9 Before 11:59pm 100 points

Edited: 07/20/2023 – Course instructors reserve the right to make changes to this syllabus and schedule and will provide timely notification if the need occurs.