

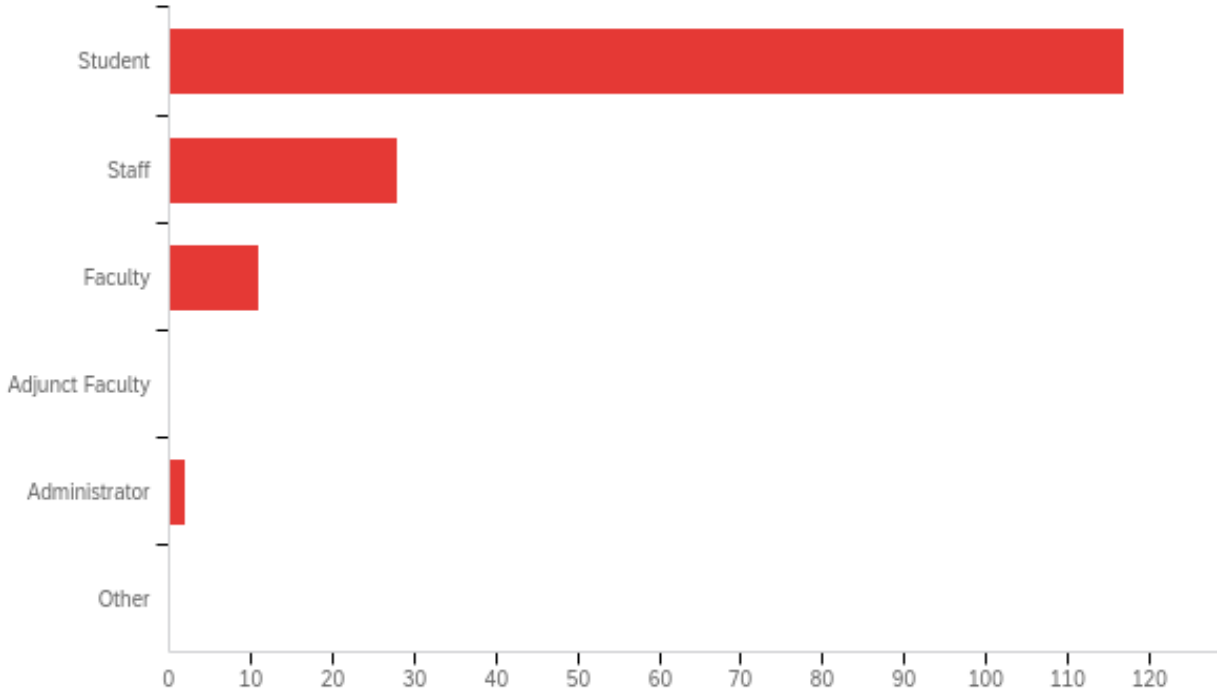
# *SRSU Campus Environment Survey 2020*

Deborah Derden, Director of Institutional Research

## **Rio Grande Campus Results**

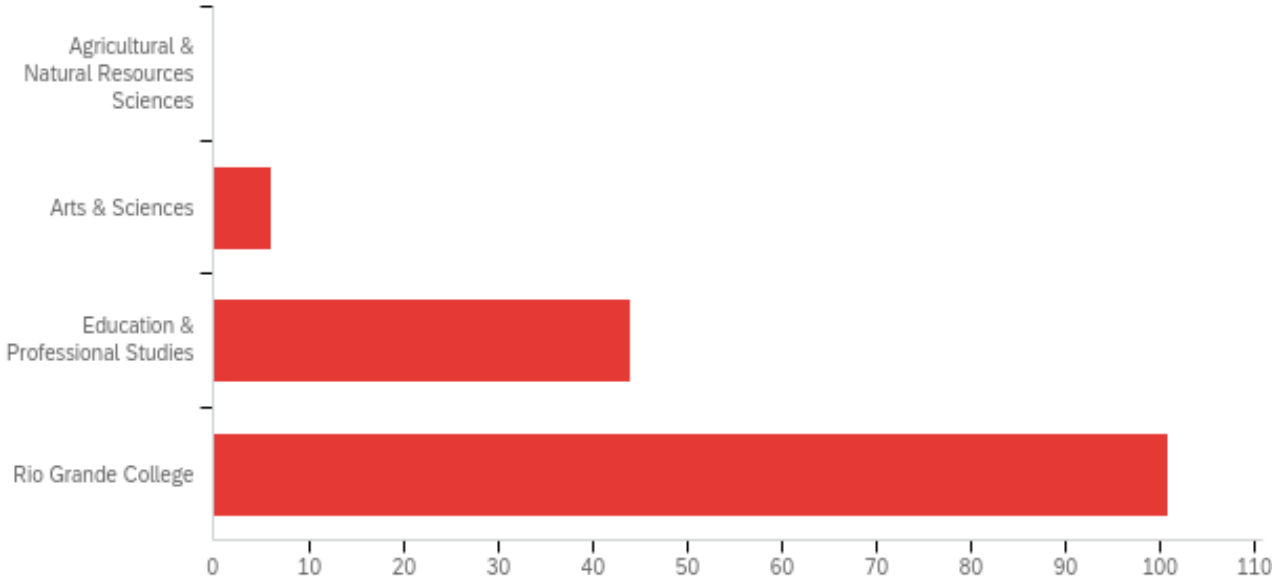
#	Answer	%	Count
1	Rio Grande College	100.00%	158
	Total	100%	158

# What is your primary affiliation to SRSU? (All)



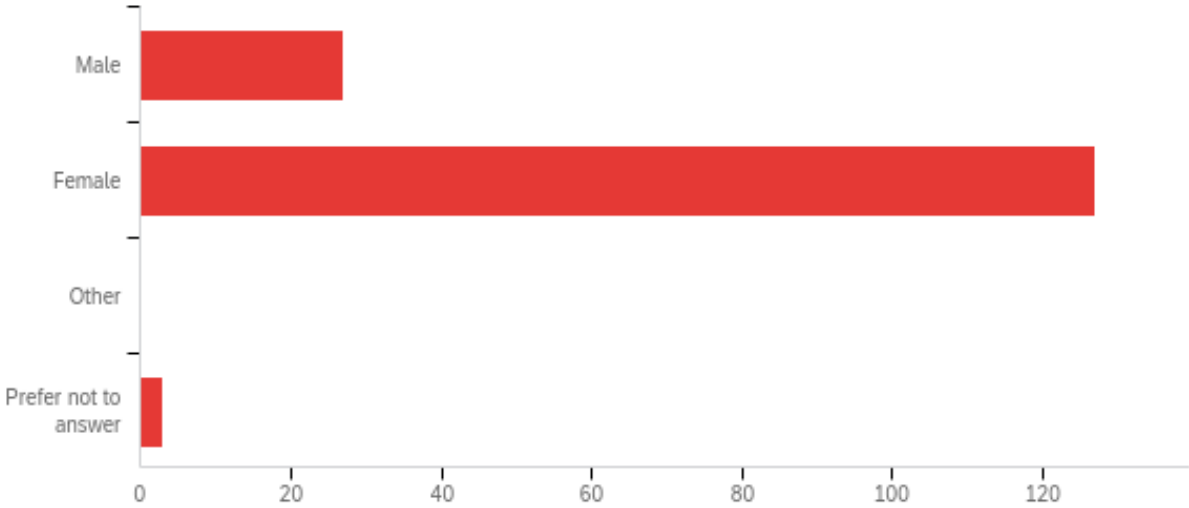
#	Answer	%	Count
1	Student	74.05%	117
2	Staff	17.72%	28
3	Faculty	6.96%	11
4	Adjunct Faculty	0.00%	0
5	Administrator	1.27%	2
6	Other	0.00%	0
	Total	100%	158

### With which college are you primarily associated? (All)



#	Answer	%	Count
1	Agricultural & Natural Resources Sciences	0.00%	0
2	Arts & Sciences	3.97%	6
3	Education & Professional Studies	29.14%	44
4	Rio Grande College	66.89%	101
	Total	100%	151

# Gender? (All)

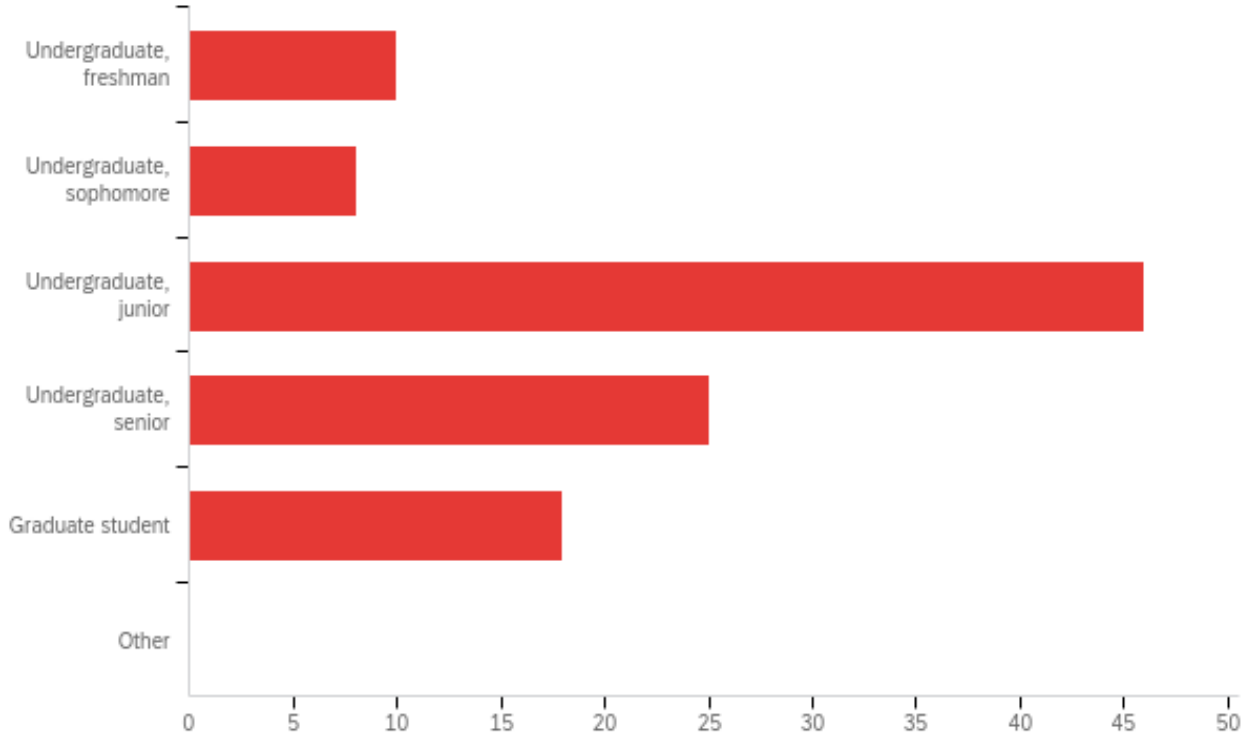


#	Answer	%	Count
1	Male	17.20%	27
2	Female	80.89%	127
3	Other	0.00%	0
4	Prefer not to answer	1.91%	3
	Total	100%	157

## **Ethnicity (All)**

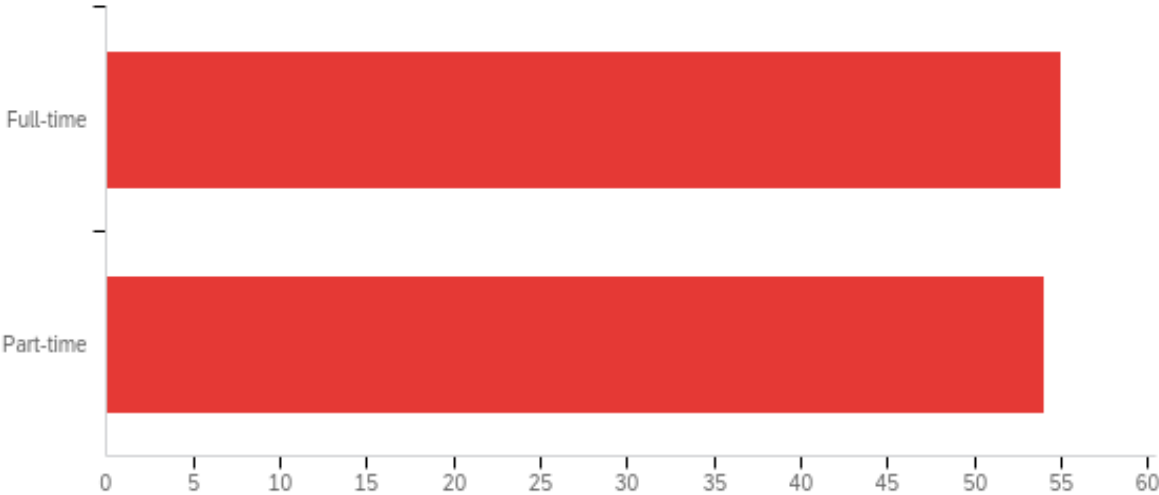
The actual results of this question were not listed because of small cell count sizes in several of the ethnicity options. 123 out of the 157 respondents were Hispanic or Latinx.

### Student Status (Student)



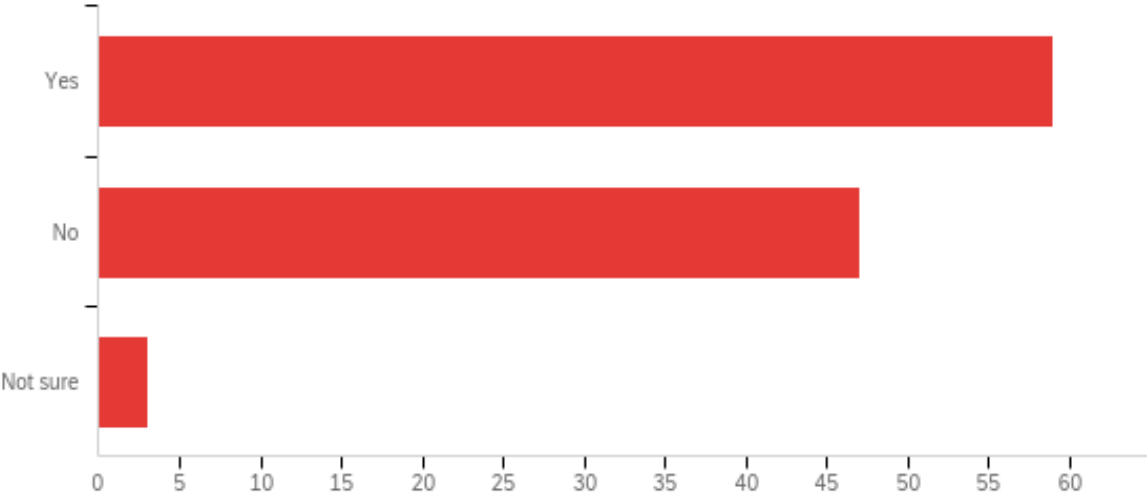
#	Answer	%	Count
1	Undergraduate, freshman	9.35%	10
2	Undergraduate, sophomore	7.48%	8
3	Undergraduate, junior	42.99%	46
4	Undergraduate, senior	23.36%	25
5	Graduate student	16.82%	18
6	Other	0.00%	0
	Total	100%	107

**Student enrollment status. (Student)**



#	Answer	%	Count
1	Full-time	50.46%	55
2	Part-time	49.54%	54
	Total	100%	109

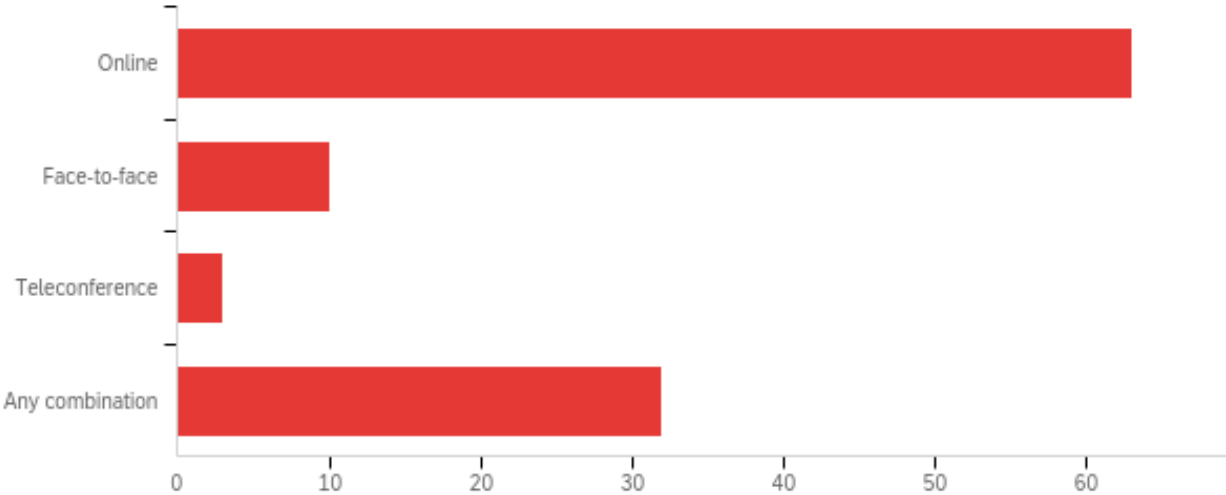
**Are you a first-generation student (Def: first in immediate family to attend college)?  
(Student)**



#	Answer	%	Count
1	Yes	54.13%	59
2	No	43.12%	47
3	Not sure	2.75%	3
	Total	100%	109

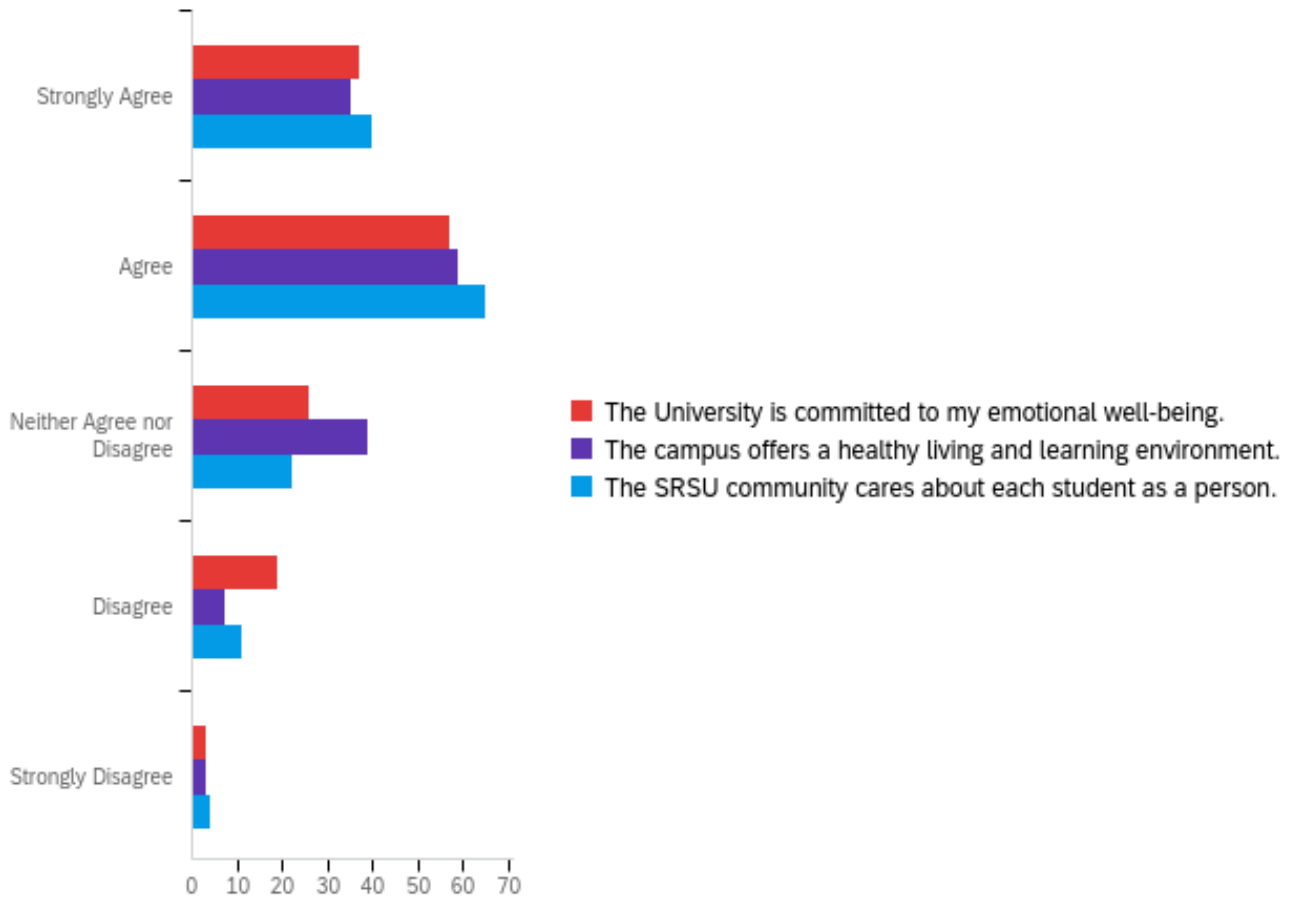


### How do you typically receive class instructions? (Student)



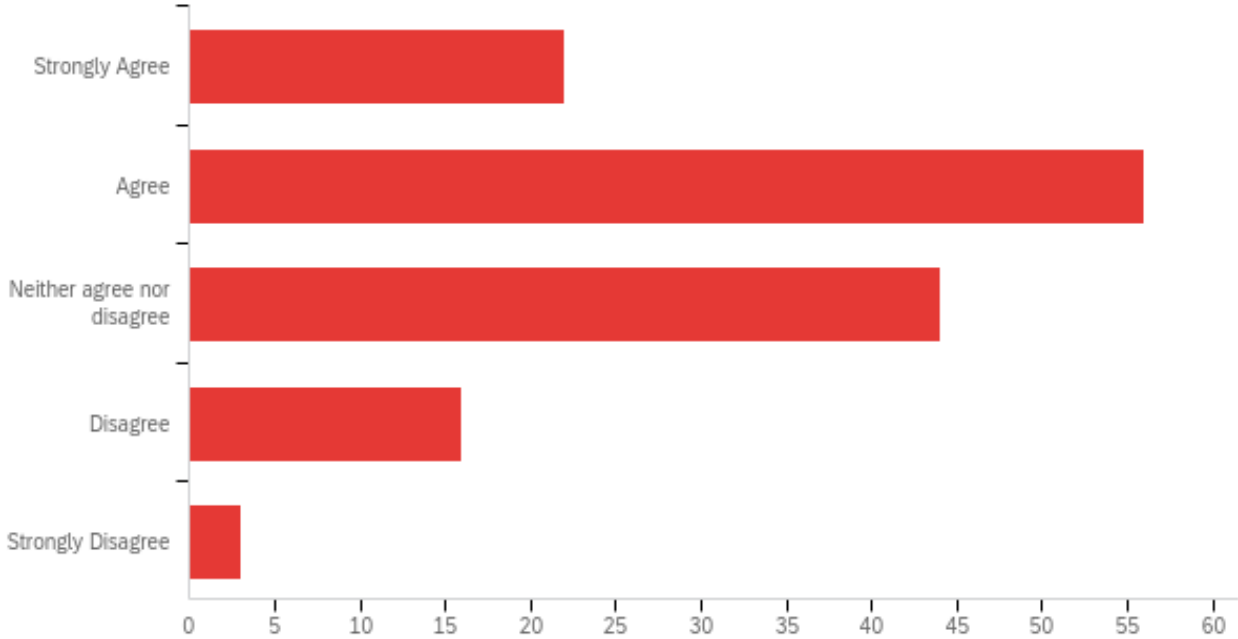
#	Answer	%	Count
1	Online	58.33%	63
2	Face-to-face	9.26%	10
3	Teleconference	2.78%	3
4	Any combination	29.63%	32
	Total	100%	108

Please indicate your level of agreement/disagreement to the following statements: (All)



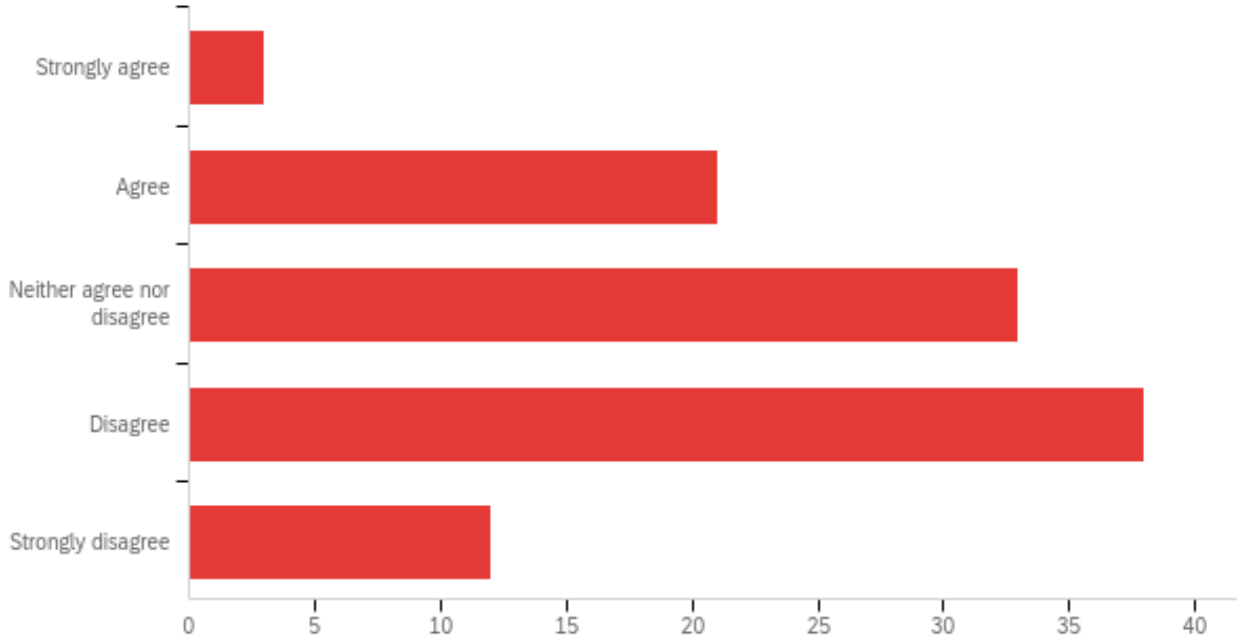
#	Question	Strongly Agree	Agree	Neither Agree nor Disagree	Disagree	Strongly Disagree	Total
1	The University is committed to my emotional well-being.	26.06% 37	40.14% 57	18.31% 26	13.38% 19	2.11% 3	142
2	The campus offers a healthy living and learning environment.	24.48% 35	41.26% 59	27.27% 39	4.90% 7	2.10% 3	143
3	The SRSU community cares about each student as a person.	28.17% 40	45.77% 65	15.49% 22	7.75% 11	2.82% 4	142

**The University actively seeks students' input in decision-making regarding campus matters. (All)**



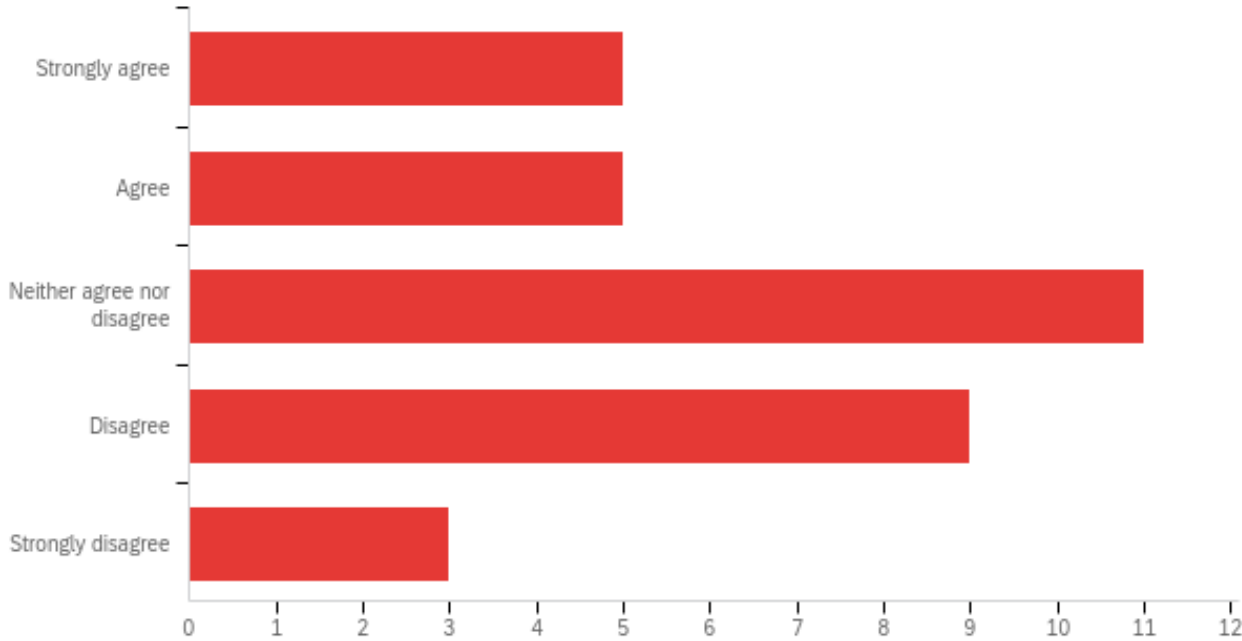
#	Answer	%	Count
1	Strongly Agree	15.60%	22
2	Agree	39.72%	56
3	Neither agree nor disagree	31.21%	44
4	Disagree	11.35%	16
5	Strongly Disagree	2.13%	3
	Total	100%	141

**I worry whether I can afford to eat balanced meals. (Student)**



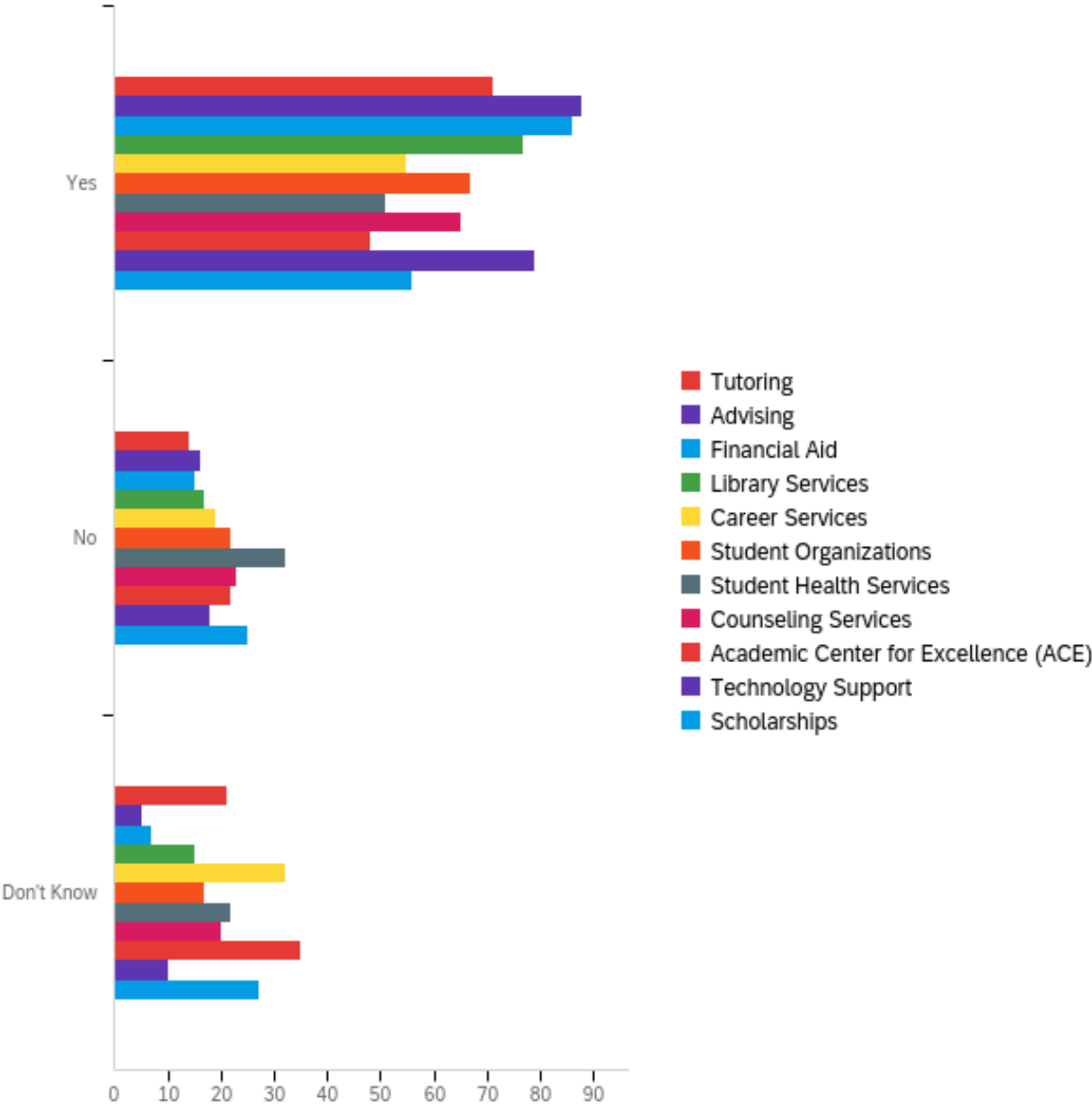
#	Answer	%	Count
1	Strongly agree	2.80%	3
2	Agree	19.63%	21
3	Neither agree nor disagree	30.84%	33
4	Disagree	35.51%	38
5	Strongly disagree	11.21%	12
	Total	100%	107

**The University actively seeks faculty and employee input in decision-making regarding campus matters. (Faculty/Staff)**



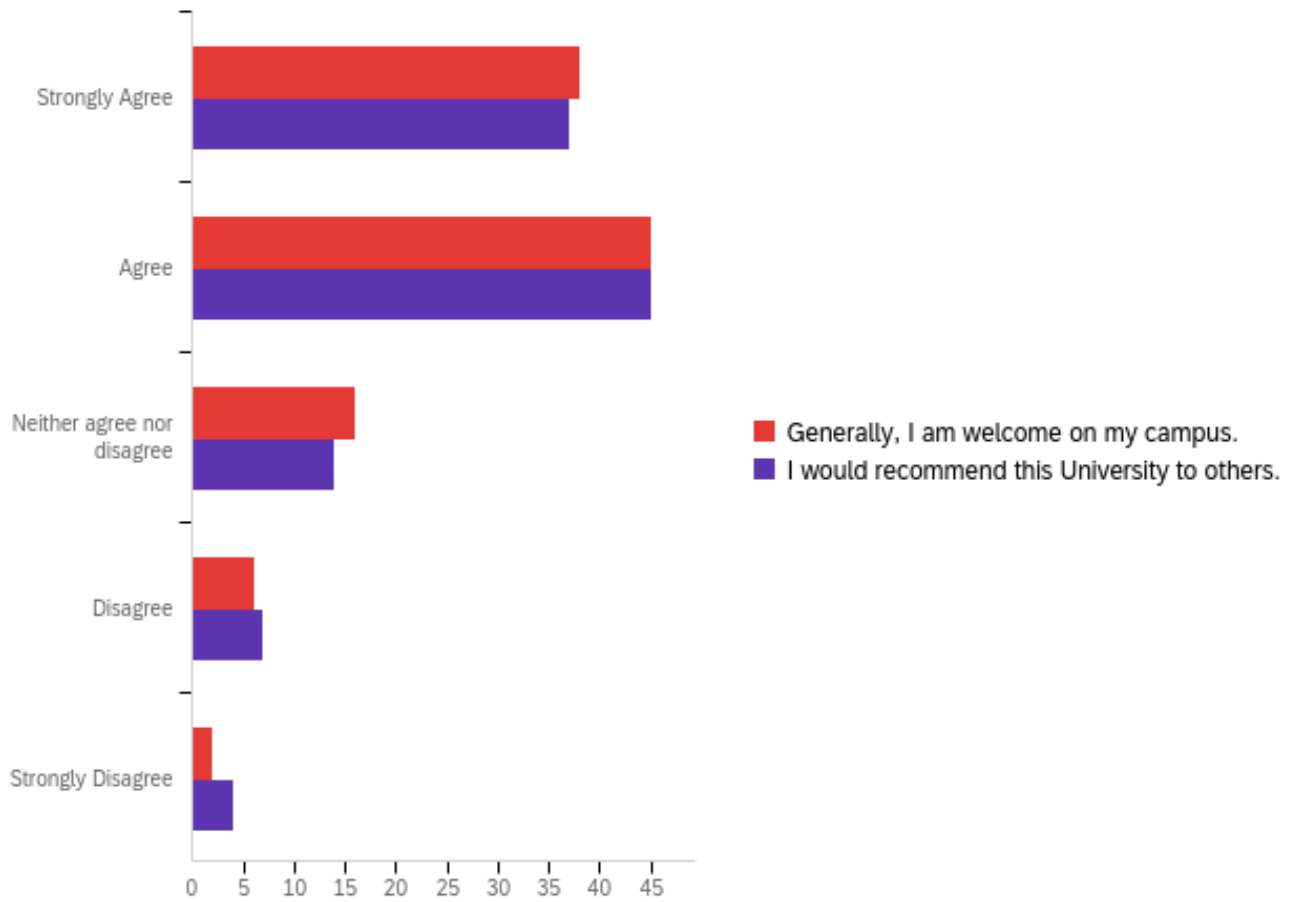
#	Answer	%	Count
1	Strongly agree	15.15%	5
2	Agree	15.15%	5
3	Neither agree nor disagree	33.33%	11
4	Disagree	27.27%	9
5	Strongly disagree	9.09%	3
	Total	100%	33

I have access to the following support services (choose all that apply). (Student)



#	Question	Yes		No		Don't Know		Total
1	Tutoring	66.98%	71	13.21%	14	19.81%	21	106
2	Advising	80.73%	88	14.68%	16	4.59%	5	109
3	Financial Aid	79.63%	86	13.89%	15	6.48%	7	108
4	Library Services	70.64%	77	15.60%	17	13.76%	15	109
5	Career Services	51.89%	55	17.92%	19	30.19%	32	106
6	Student Organizations	63.21%	67	20.75%	22	16.04%	17	106
7	Student Health Services	48.57%	51	30.48%	32	20.95%	22	105
8	Counseling Services	60.19%	65	21.30%	23	18.52%	20	108
9	Academic Center for Excellence (ACE)	45.71%	48	20.95%	22	33.33%	35	105
10	Technology Support	73.83%	79	16.82%	18	9.35%	10	107
11	Scholarships	51.85%	56	23.15%	25	25.00%	27	108

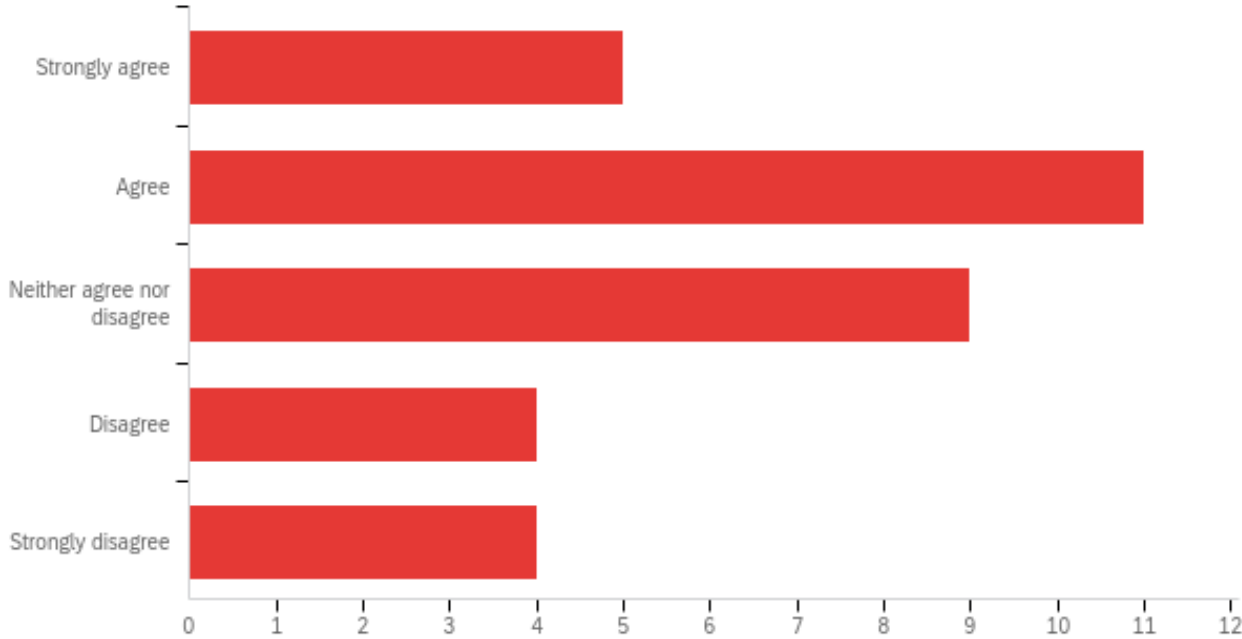
Please indicate your level of agreement/disagreement with the following statements.  
 (Student)



#	Question	Strongly Agree	Agree	Neither agree nor disagree	Disagree	Strongly Disagree	Total
1	Generally, I am welcome on my campus.	35.51% 38	42.06% 45	14.95% 16	5.61% 6	1.87% 2	107
2	I would recommend this University to others.	34.58% 37	42.06% 45	13.08% 14	6.54% 7	3.74% 4	107

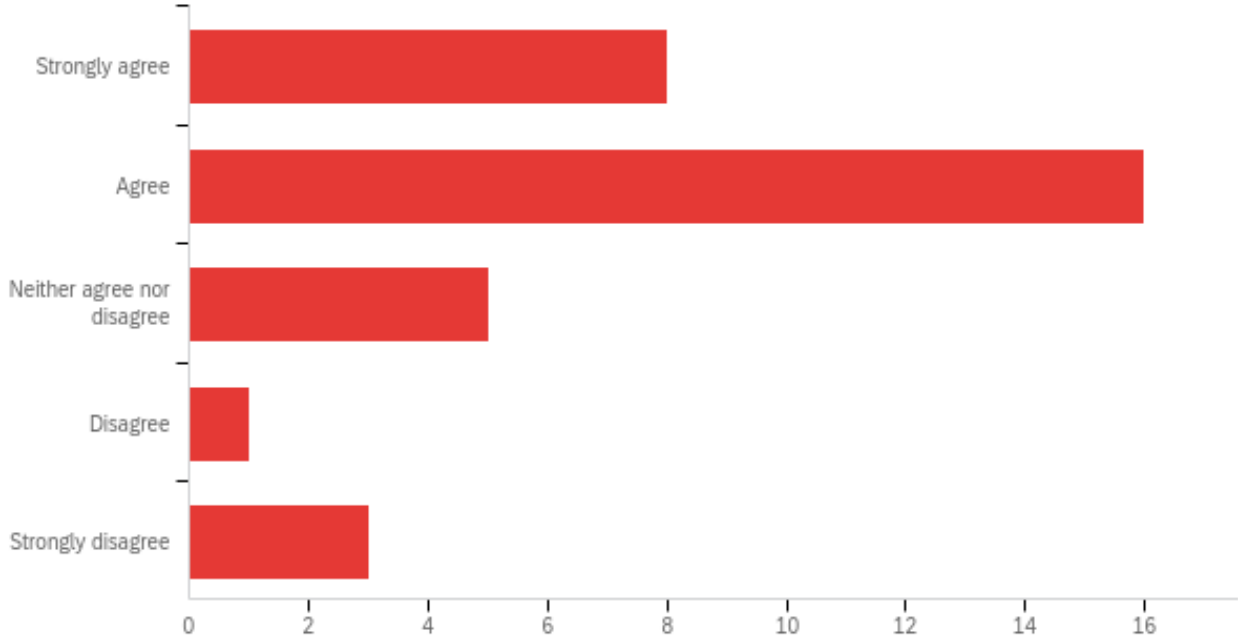


**I would recommend this University to others as a place to work. (Faculty/Staff)**



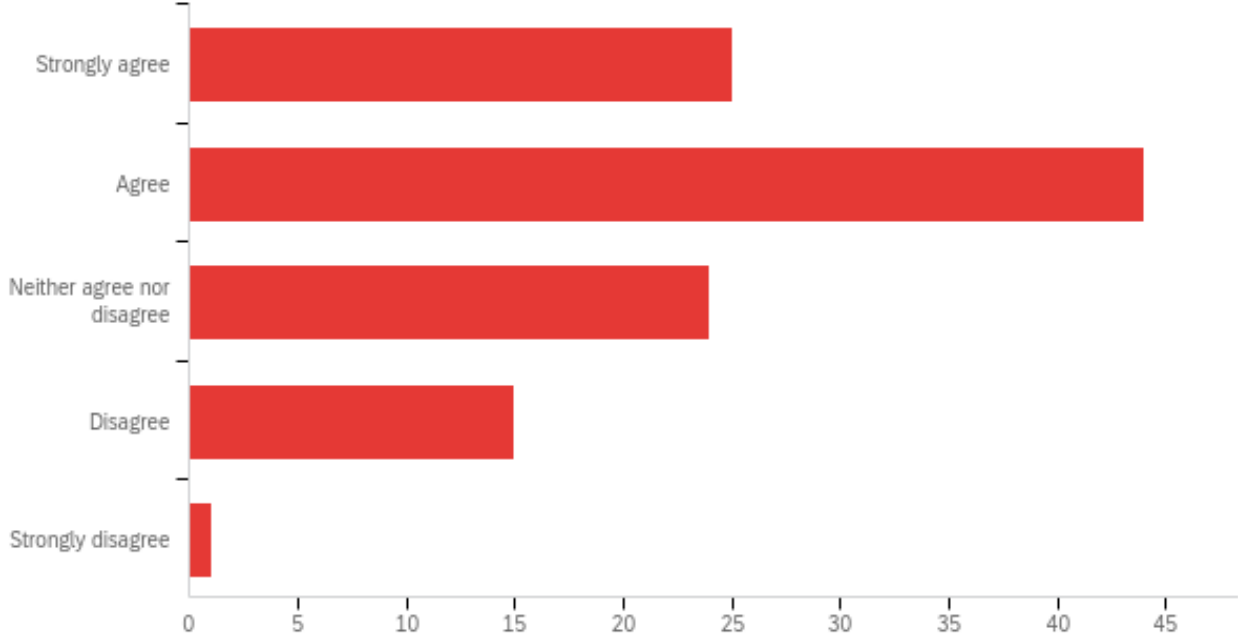
#	Answer	%	Count
1	Strongly agree	15.15%	5
2	Agree	33.33%	11
3	Neither agree nor disagree	27.27%	9
4	Disagree	12.12%	4
5	Strongly disagree	12.12%	4
	Total	100%	33

**The University supports a positive work-life balance. (Definition: the ability to manage the demands of your work responsibilities and personal life; family, leisure, and self-care). (Faculty/Staff)**



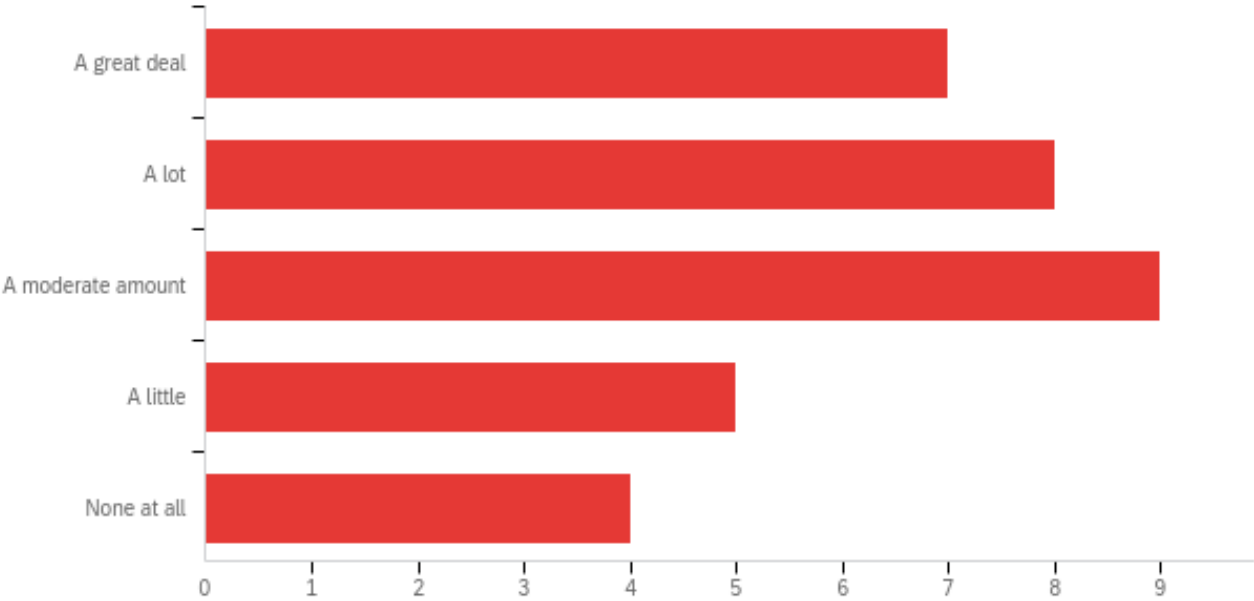
#	Answer	%	Count
1	Strongly agree	24.24%	8
2	Agree	48.48%	16
3	Neither agree nor disagree	15.15%	5
4	Disagree	3.03%	1
5	Strongly disagree	9.09%	3
	Total	100%	33

**Faculty respect my need to balance course work with other responsibilities in my life.  
(Student)**



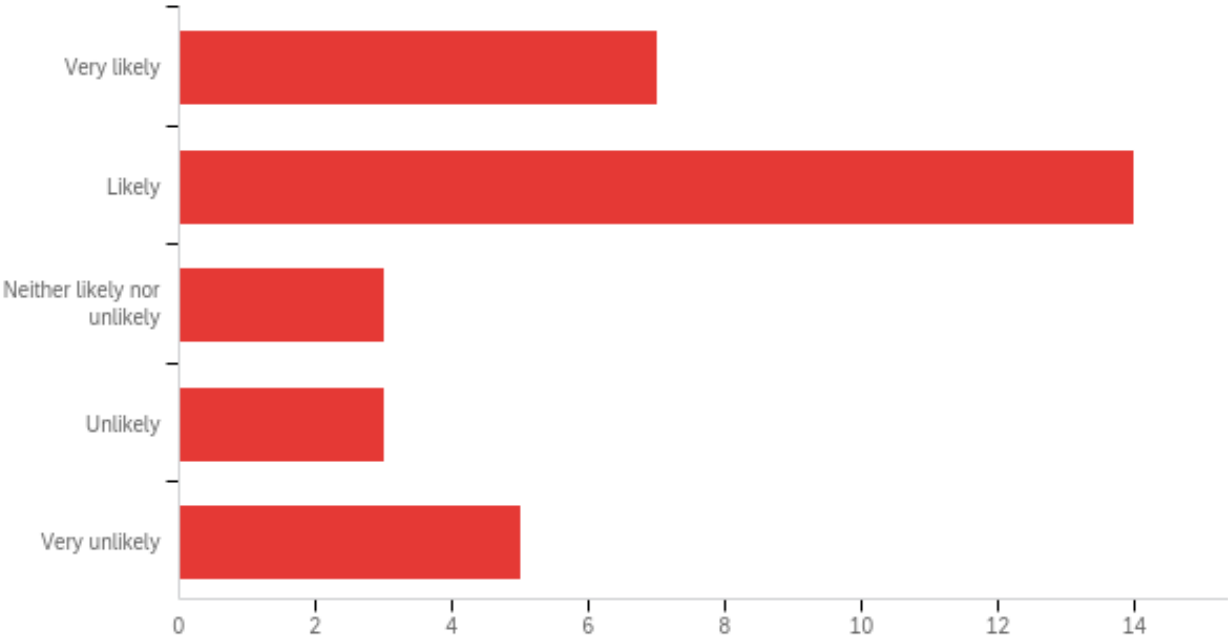
#	Answer	%	Count
1	Strongly agree	22.94%	25
2	Agree	40.37%	44
3	Neither agree nor disagree	22.02%	24
4	Disagree	13.76%	15
5	Strongly disagree	0.92%	1
	Total	100%	109

**I feel valued at work. (Faculty/Staff)**



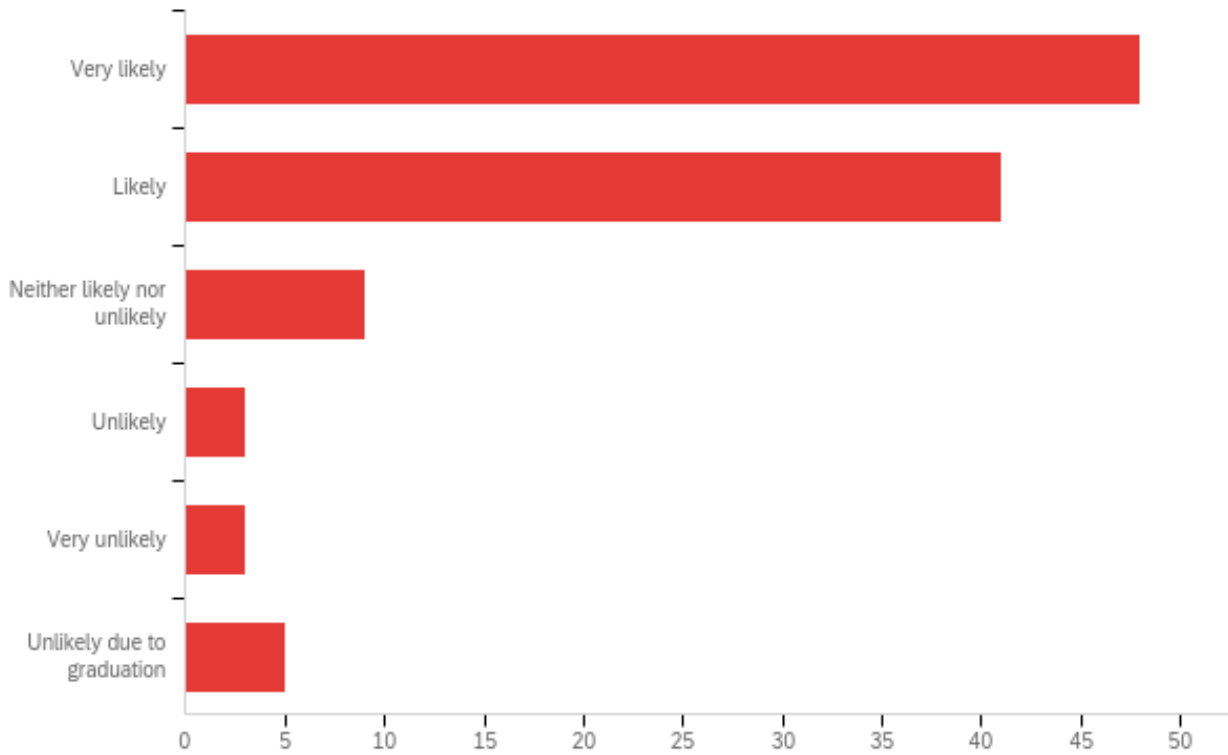
#	Answer	%	Count
1	A great deal	21.21%	7
2	A lot	24.24%	8
3	A moderate amount	27.27%	9
4	A little	15.15%	5
5	None at all	12.12%	4
	Total	100%	33

**I am able to realize my full potential in my current position. (Faculty/Staff)**



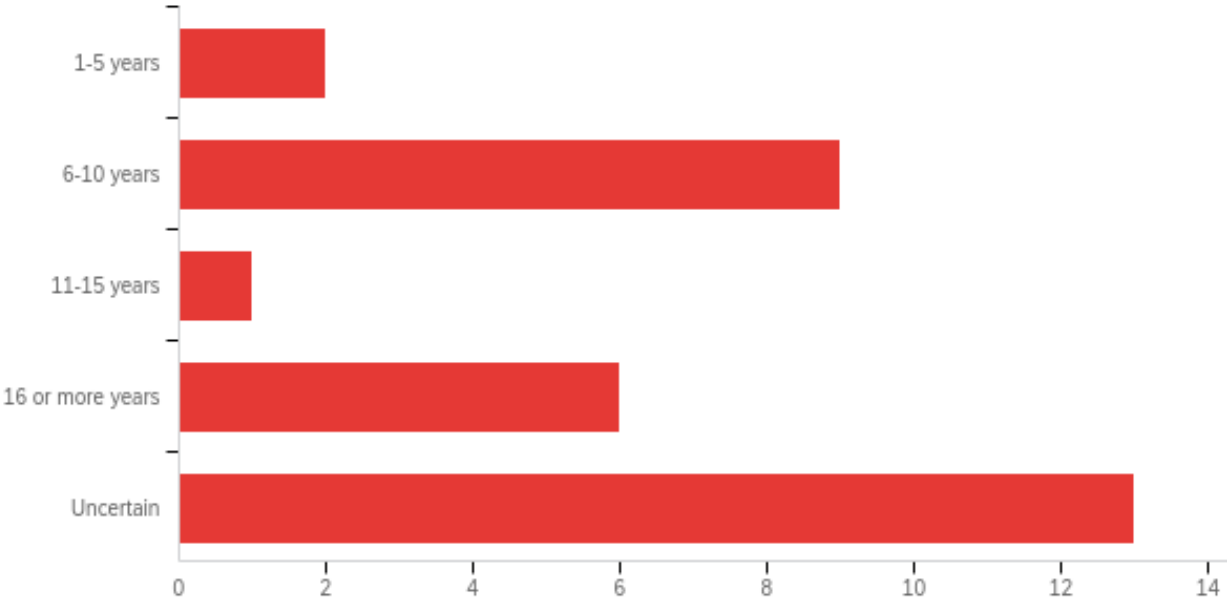
#	Answer	%	Count
1	Very likely	21.88%	7
2	Likely	43.75%	14
3	Neither likely nor unlikely	9.38%	3
4	Unlikely	9.38%	3
5	Very unlikely	15.63%	5
	Total	100%	32

## How likely are you to be attending SRSU one year from now? (Student)



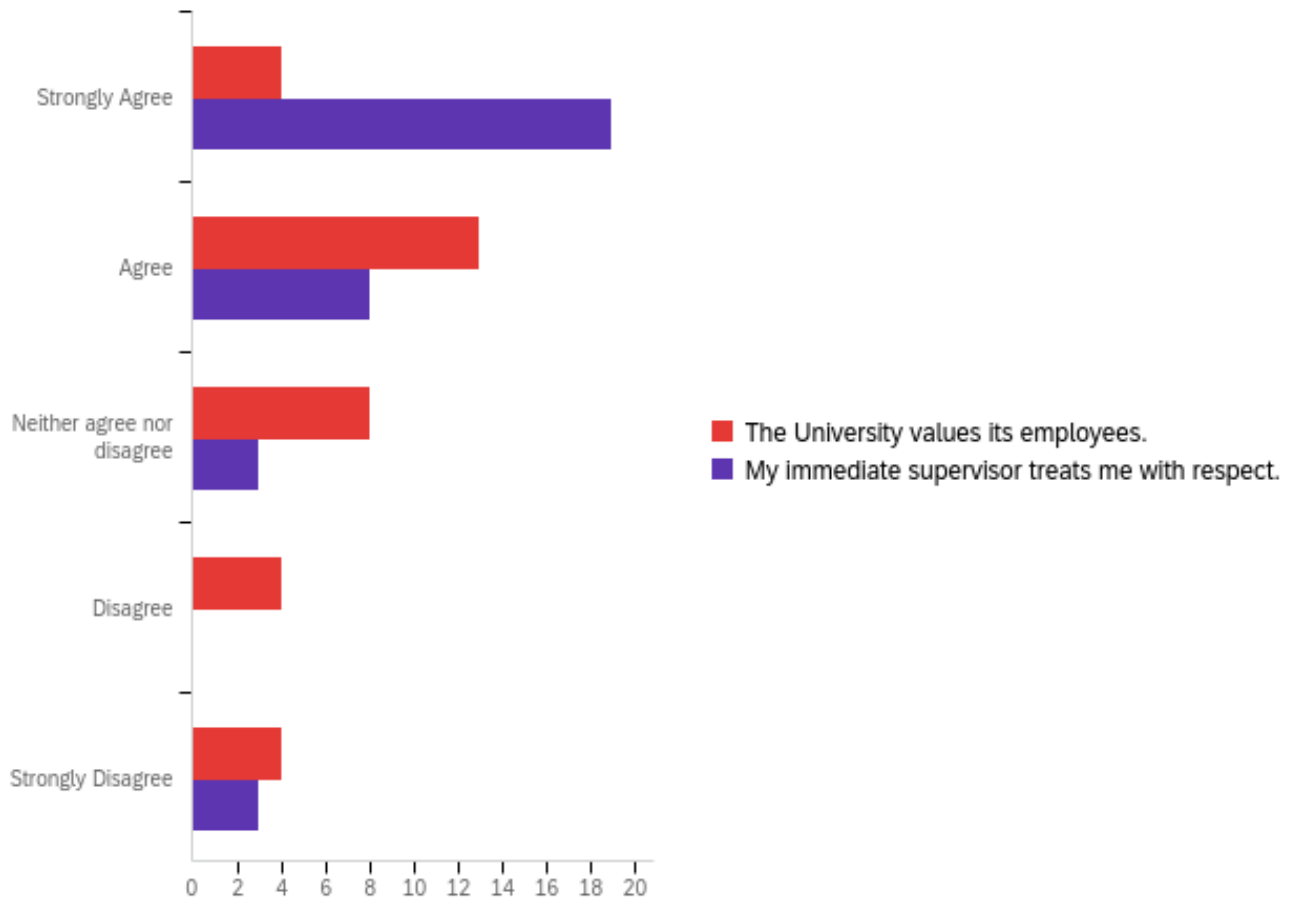
#	Answer	%	Count
1	Very likely	44.04%	48
2	Likely	37.61%	41
3	Neither likely nor unlikely	8.26%	9
4	Unlikely	2.75%	3
5	Very unlikely	2.75%	3
6	Unlikely due to graduation	4.59%	5
	Total	100%	109

### How long do you anticipate working at SRSU? (Faculty/Staff)



#	Answer	%	Count
1	1-5 years	6.45%	2
2	6-10 years	29.03%	9
3	11-15 years	3.23%	1
4	16 or more years	19.35%	6
5	Uncertain	41.94%	13
	Total	100%	31

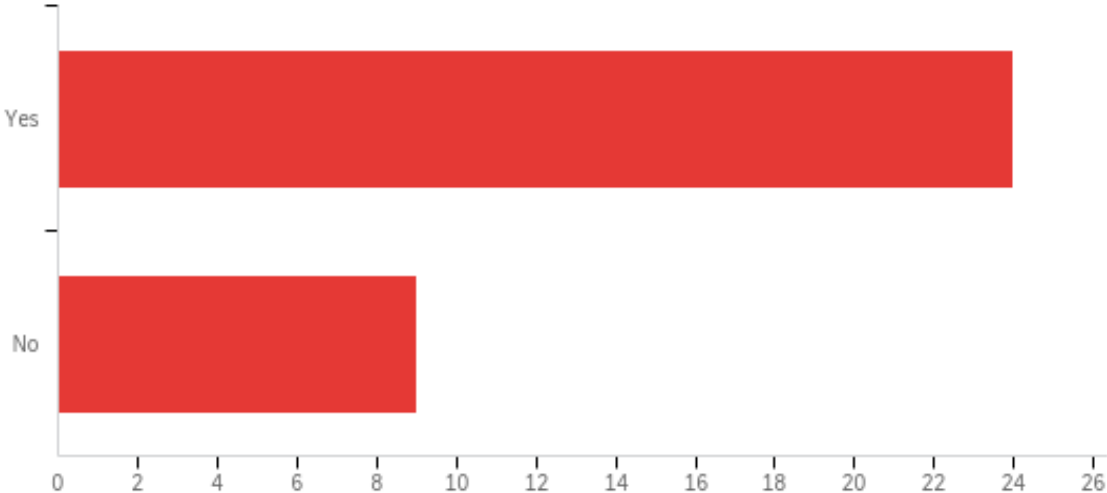
Please indicate your level of agreement/disagreement with the following statements.  
(Faculty/Staff)



#	Question	Strongly Agree	Agree	Neither agree nor disagree	Disagree	Strongly Disagree	Total
1	The University values its employees.	12.12% 4	39.39% 13	24.24% 8	12.12% 4	12.12% 4	33
2	My immediate supervisor treats me with respect.	57.58% 19	24.24% 8	9.09% 3	0.00% 0	9.09% 3	33

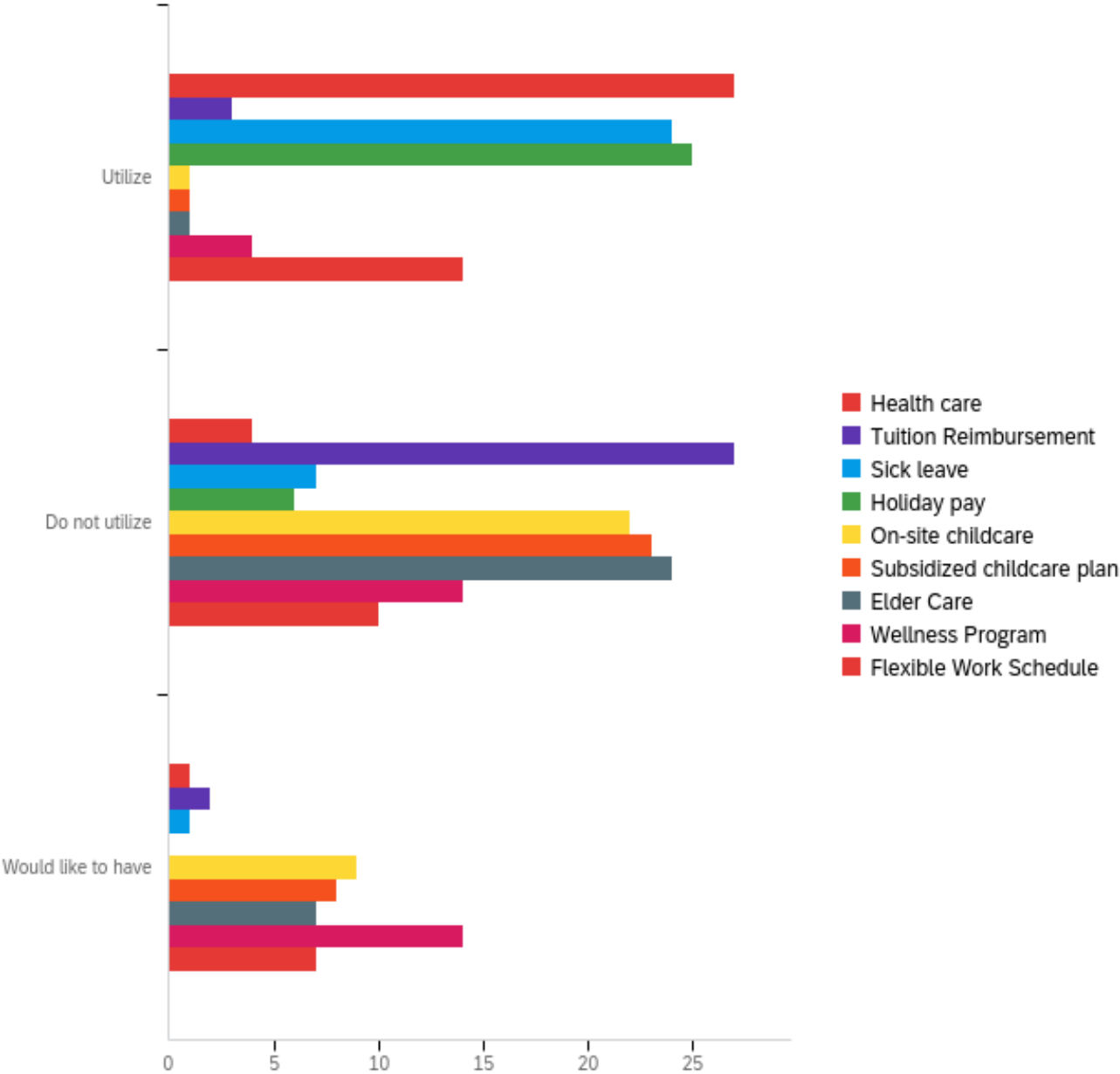


**I am aware of professional development opportunities at SRSU which meet my career and work needs. (Faculty/Staff)**



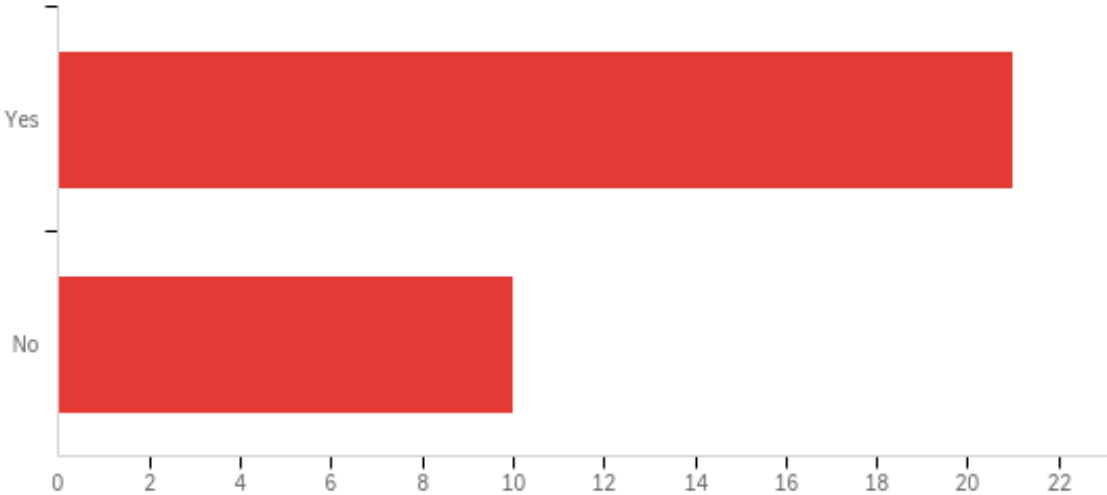
#	Answer	%	Count
1	Yes	72.73%	24
2	No	27.27%	9
	Total	100%	33

Full-time employees, please classify the following work place benefits. (Anyone who is not full-time may skip this question.) (Faculty/Staff)



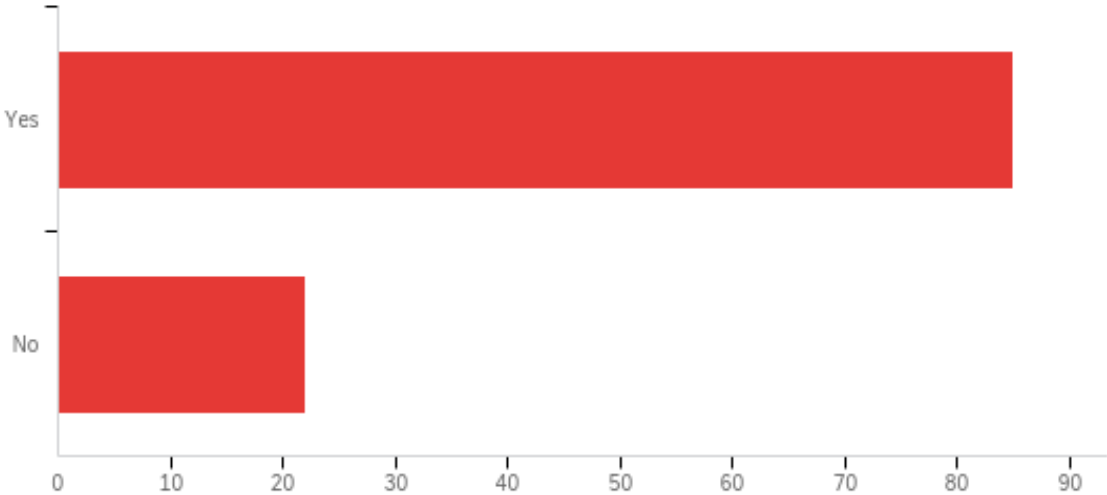
#	Question	Utilize		Do not utilize		Would like to have		Total
1	Health care	84.38%	27	12.50%	4	3.13%	1	32
2	Tuition Reimbursement	9.38%	3	84.38%	27	6.25%	2	32
3	Sick leave	75.00%	24	21.88%	7	3.13%	1	32
4	Holiday pay	80.65%	25	19.35%	6	0.00%	0	31
5	On-site childcare	3.13%	1	68.75%	22	28.13%	9	32
6	Subsidized childcare plan	3.13%	1	71.88%	23	25.00%	8	32
7	Elder Care	3.13%	1	75.00%	24	21.88%	7	32
8	Wellness Program	12.50%	4	43.75%	14	43.75%	14	32
9	Flexible Work Schedule	45.16%	14	32.26%	10	22.58%	7	31

**I have a clear understanding of my career and/or promotion path as SRSU. (Faculty/Staff)**



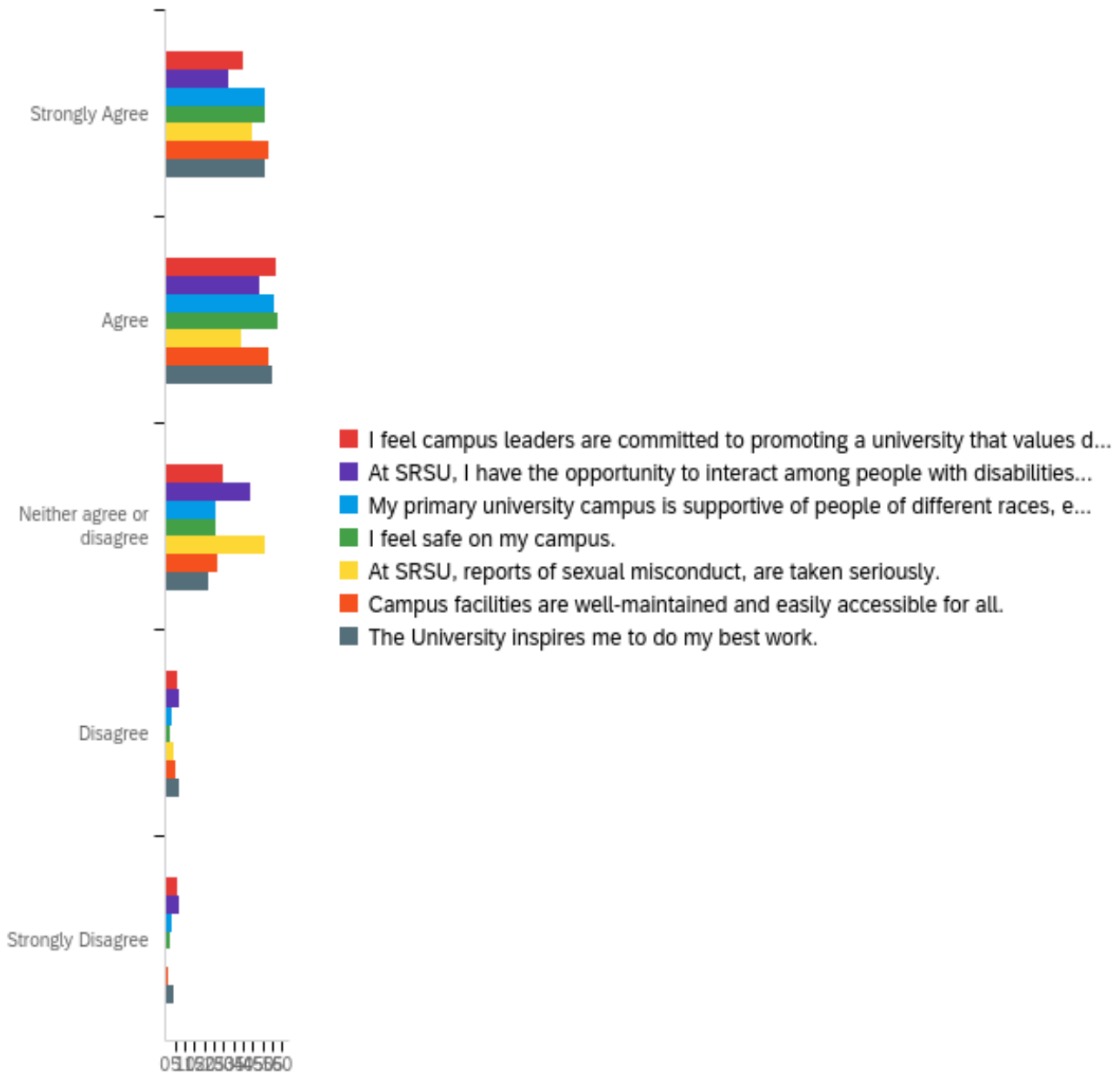
#	Answer	%	Count
1	Yes	67.74%	21
2	No	32.26%	10
	Total	100%	31

**I have a clear understanding of my degree plan. (Student)**



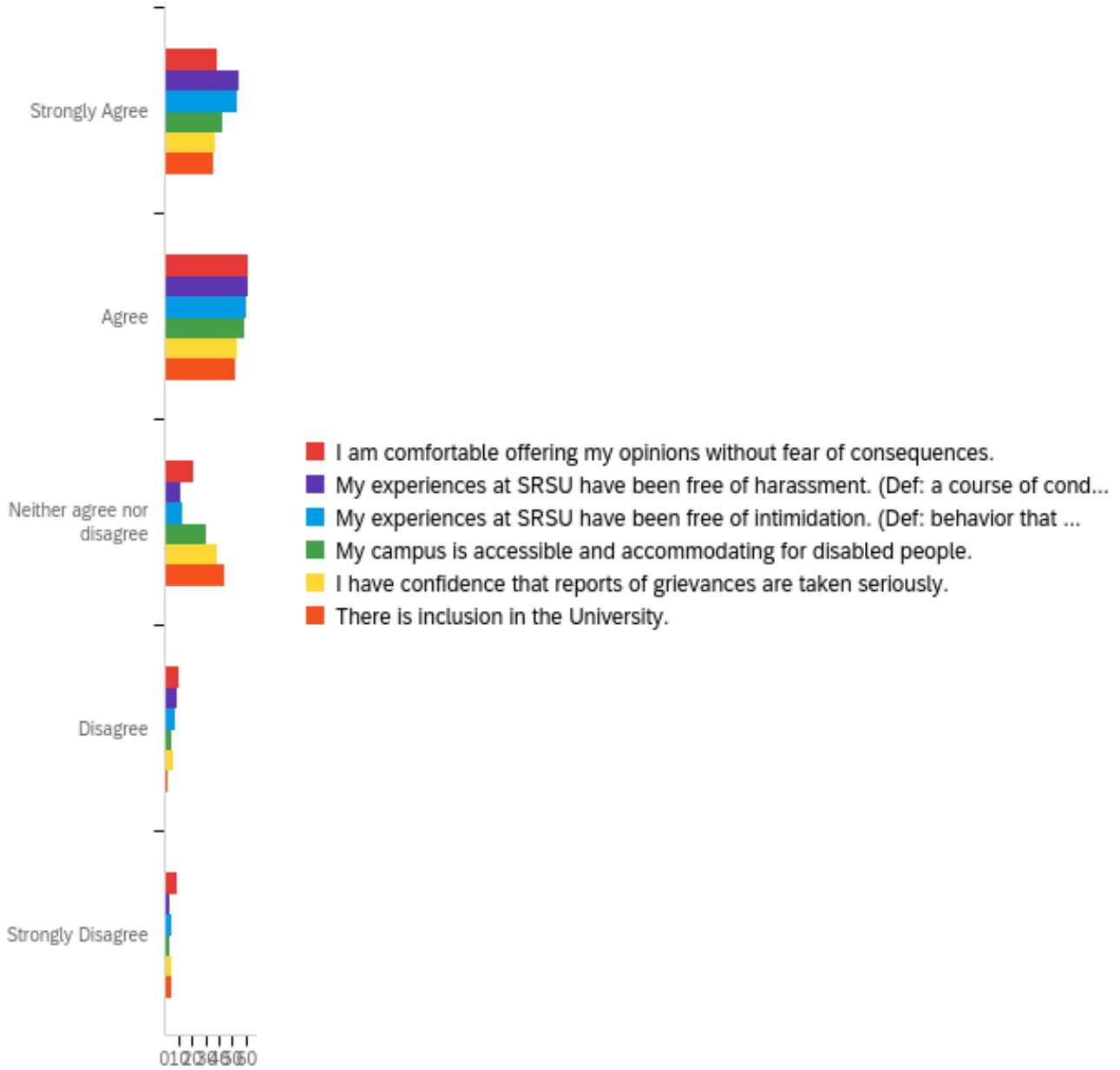
#	Answer	%	Count
1	Yes	79.44%	85
2	No	20.56%	22
	Total	100%	107

Please indicate your level of agreement/disagreement with the following statements:  
 (All)



#	Question	Strongly Agree		Agree		Neither agree or disagree		Disagree		Strongly Disagree		Total
1	I feel campus leaders are committed to promoting a university that values diversity.	28.78%	40	41.01%	57	21.58%	30	4.32%	6	4.32%	6	139
2	At SRSU, I have the opportunity to interact among people with disabilities.	23.19%	32	34.78%	48	31.88%	44	5.07%	7	5.07%	7	138
3	My primary university campus is supportive of people of different races, ethnicities, gender and sexual identities and/or cultural backgrounds.	36.69%	51	40.29%	56	18.71%	26	2.16%	3	2.16%	3	139
4	I feel safe on my campus.	36.69%	51	41.73%	58	18.71%	26	1.44%	2	1.44%	2	139
5	At SRSU, reports of sexual misconduct, are taken seriously.	32.37%	45	28.06%	39	36.69%	51	2.88%	4	0.00%	0	139
6	Campus facilities are well-maintained and easily accessible for all.	38.13%	53	38.13%	53	19.42%	27	3.60%	5	0.72%	1	139
7	The University inspires me to do my best work.	36.69%	51	39.57%	55	15.83%	22	5.04%	7	2.88%	4	139

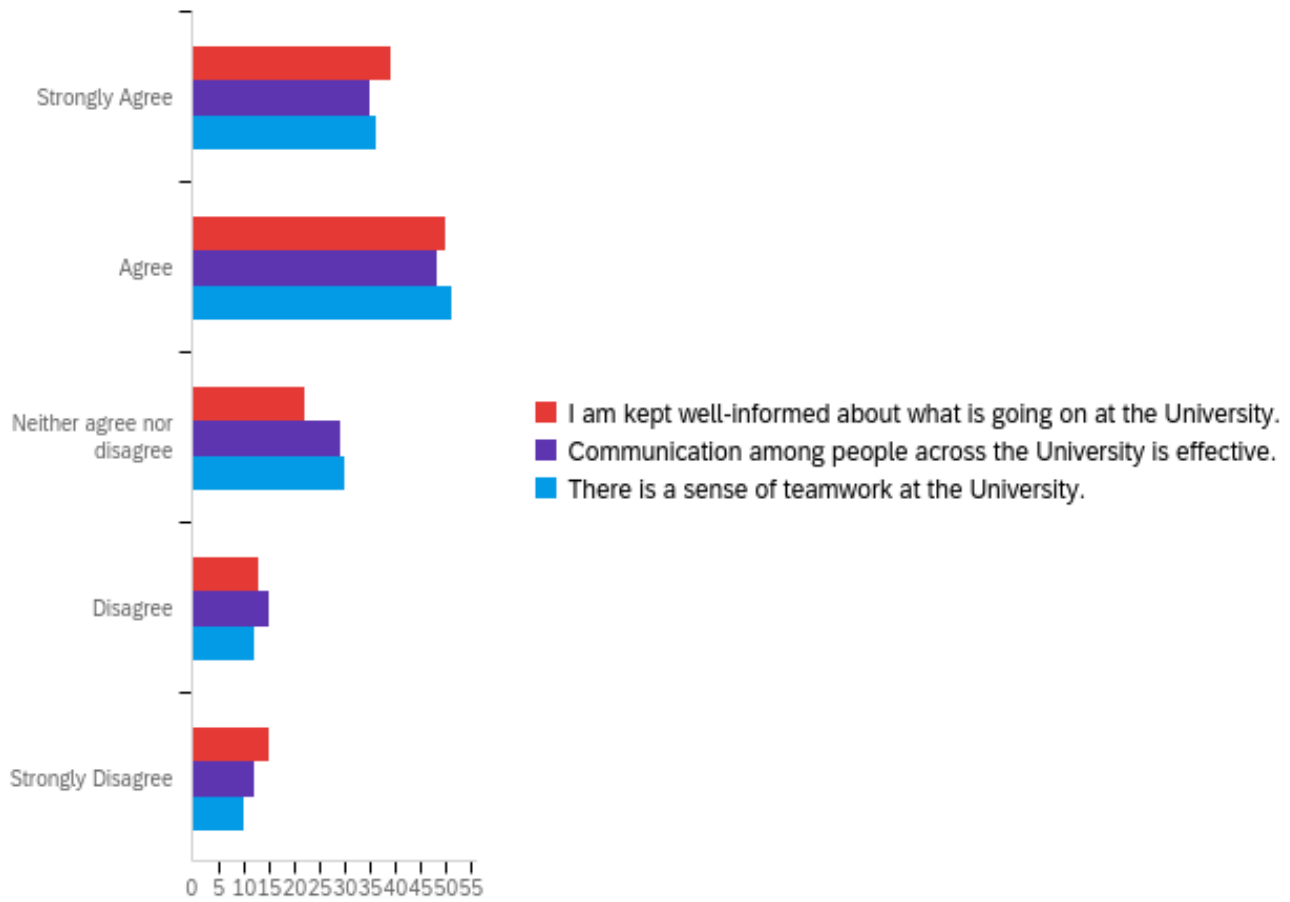
Please indicate your level of agreement/disagreement to the following statements: (All)





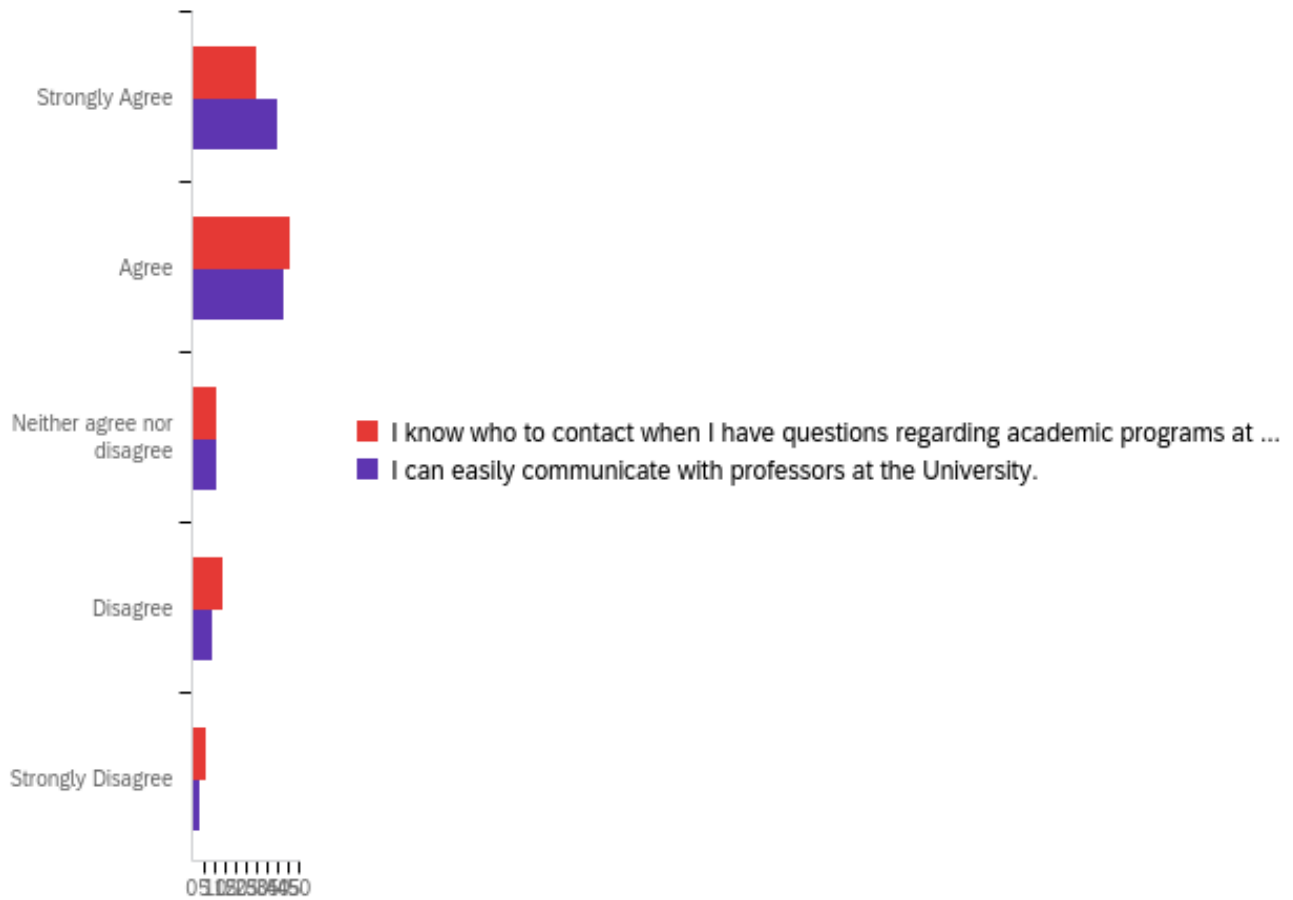
#	Question	Strongly Agree		Agree		Neither agree nor disagree		Disagree		Strongly Disagree		Total
1	I am comfortable offering my opinions without fear of consequences.	27.14%	38	44.29%	62	15.00%	21	7.14%	10	6.43%	9	140
2	My experiences at SRSU have been free of harassment. (Def: a course of conduct which annoys, threatens, alarms, or puts people in fear for their safety)	39.57%	55	43.88%	61	7.91%	11	6.47%	9	2.16%	3	139
3	My experiences at SRSU have been free of intimidation. (Def: behavior that would cause a person to fear injury or harm. It may be implied from words, conduct or circumstances reasonably calculated to produce fear.)	38.13%	53	43.17%	60	9.35%	13	5.76%	8	3.60%	5	139
4	My campus is accessible and accommodating for disabled people.	30.22%	42	42.45%	59	21.58%	30	3.60%	5	2.16%	3	139
5	I have confidence that reports of grievances are taken seriously.	26.62%	37	38.13%	53	27.34%	38	4.32%	6	3.60%	5	139
6	There is inclusion in the University.	25.90%	36	37.41%	52	31.65%	44	1.44%	2	3.60%	5	139

Please indicate your level of agreement/disagreement with the following statements:  
(All)



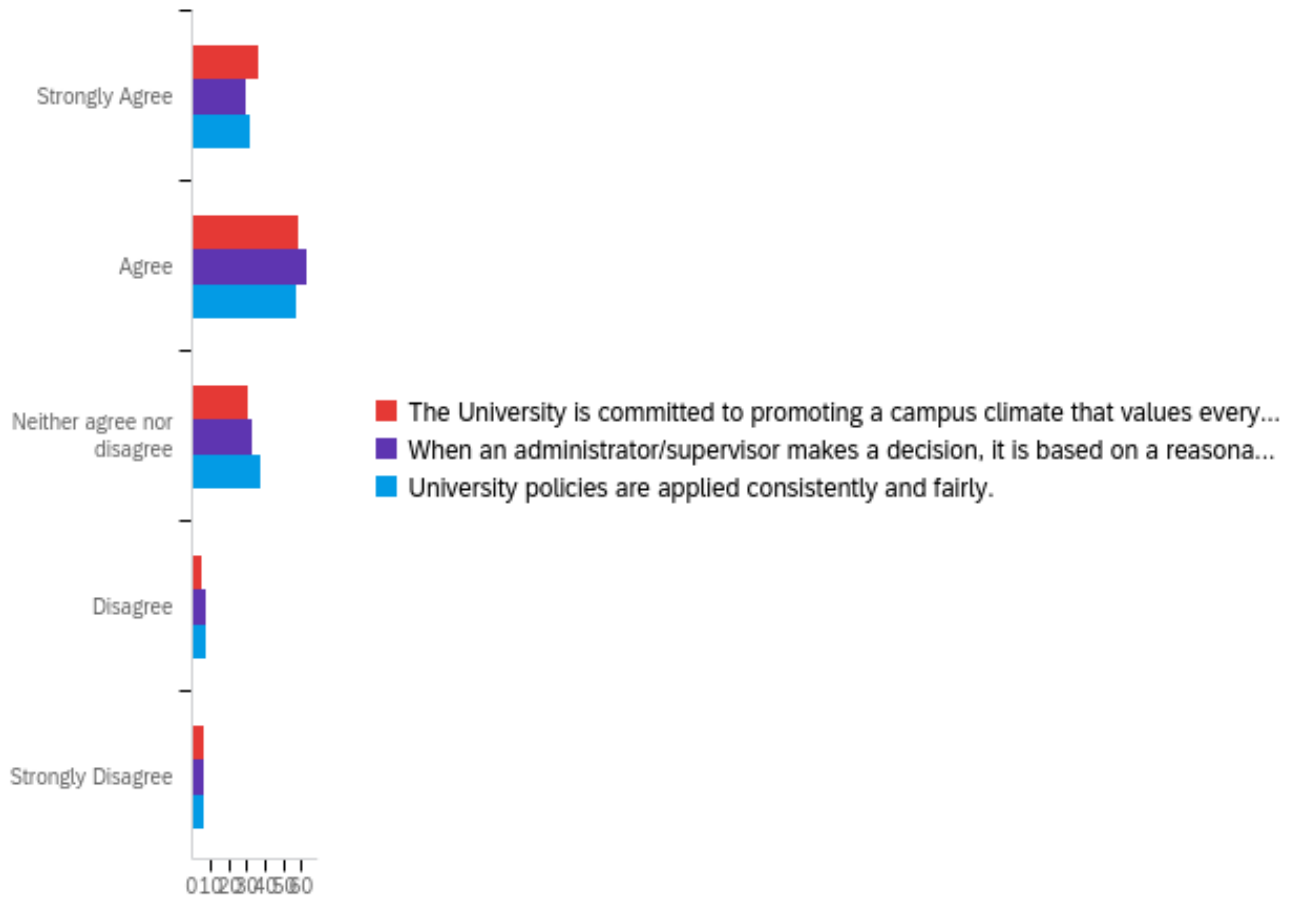
#	Question	Strongly Agree	Agree	Neither agree nor disagree	Disagree	Strongly Disagree	Total
1	I am kept well-informed about what is going on at the University.	28.06% 39	35.97% 50	15.83% 22	9.35% 13	10.79% 15	139
2	Communication among people across the University is effective.	25.18% 35	34.53% 48	20.86% 29	10.79% 15	8.63% 12	139
3	There is a sense of teamwork at the University.	25.90% 36	36.69% 51	21.58% 30	8.63% 12	7.19% 10	139

Please indicate your level of agreement/disagreement with the following statements:  
(Student)



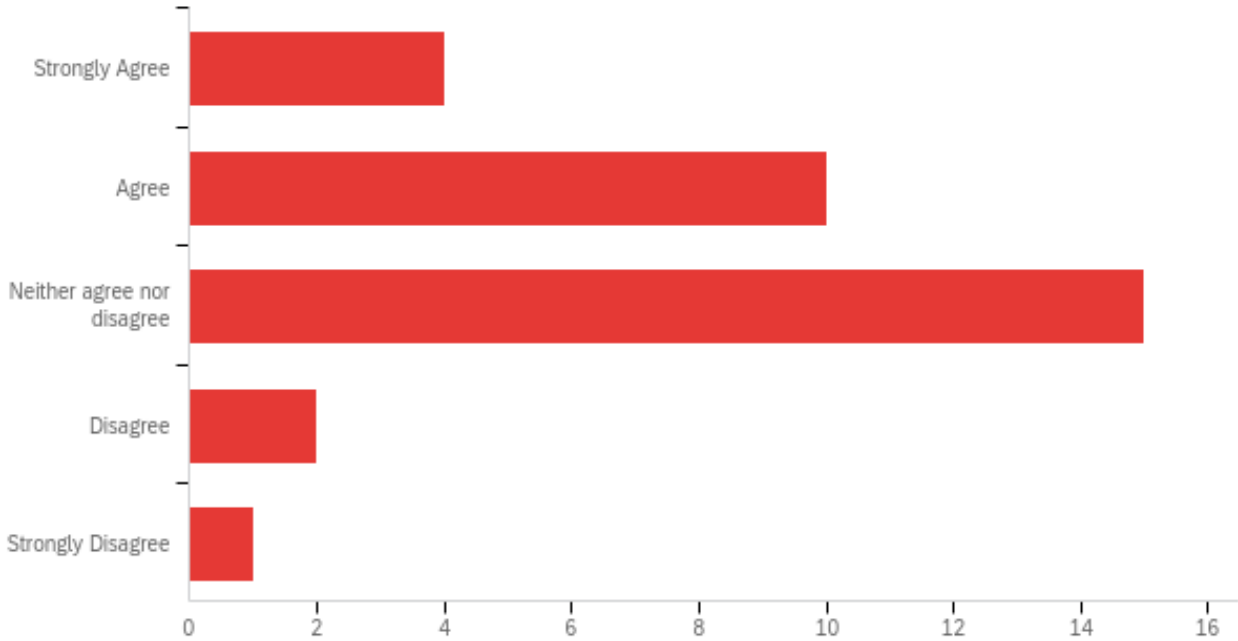
#	Question	Strongly Agree	Agree	Neither agree nor disagree	Disagree	Strongly Disagree	Total
1	I know who to contact when I have questions regarding academic programs at the University.	28.04% 30	42.99% 46	10.28% 11	13.08% 14	5.61% 6	107
2	I can easily communicate with professors at the University.	37.74% 40	40.57% 43	10.38% 11	8.49% 9	2.83% 3	106

Please indicate your level of agreement/disagreement to the following statements: (All)



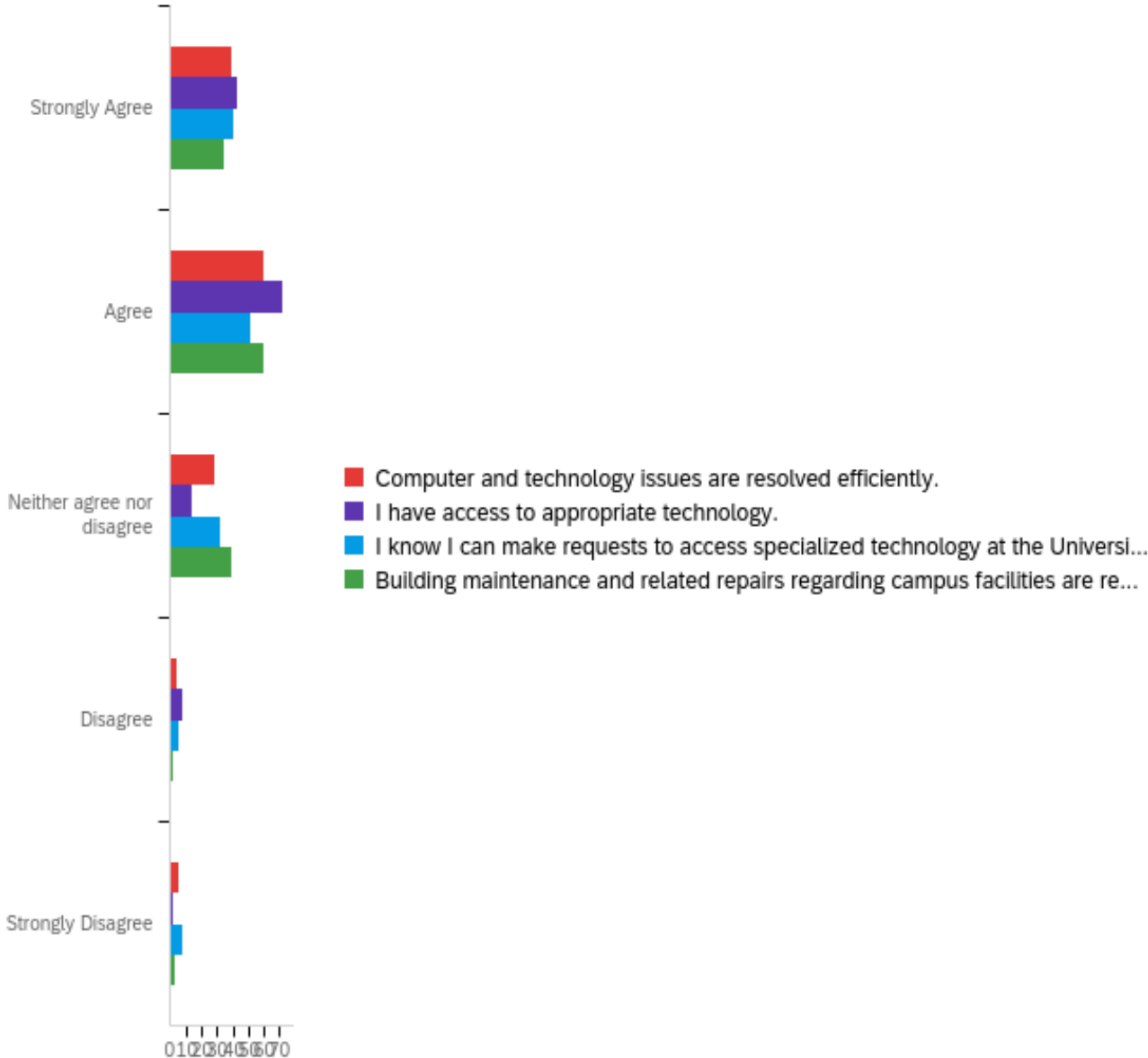
#	Question	Strongly Agree	Agree	Neither agree nor disagree	Disagree	Strongly Disagree	Total
1	The University is committed to promoting a campus climate that values everyone.	26.81% 37	42.75% 59	22.46% 31	3.62% 5	4.35% 6	138
2	When an administrator/supervisor makes a decision, it is based on a reasonable assessment of the issue or problem.	21.58% 30	45.32% 63	23.74% 33	5.04% 7	4.32% 6	139
3	University policies are applied consistently and fairly.	22.86% 32	40.71% 57	27.14% 38	5.00% 7	4.29% 6	140

**Concerns brought to administration are handled according to University policy.  
(Faculty/Staff)**



#	Answer	%	Count
1	Strongly Agree	12.50%	4
2	Agree	31.25%	10
3	Neither agree nor disagree	46.88%	15
4	Disagree	6.25%	2
5	Strongly Disagree	3.13%	1
	Total	100%	32

Please indicate your level of agreement/disagreement to the following statements: (All)



#	Question	Strongly Agree		Agree		Neither agree nor disagree		Disagree		Strongly Disagree		Total
1	Computer and technology issues are resolved efficiently.	28.26%	39	43.48%	60	21.01%	29	2.90%	4	4.35%	6	138
2	I have access to appropriate technology.	30.94%	43	51.80%	72	10.07%	14	5.76%	8	1.44%	2	139
3	I know I can make requests to access specialized technology at the University.	29.71%	41	37.68%	52	23.19%	32	3.62%	5	5.80%	8	138
4	Building maintenance and related repairs regarding campus facilities are resolved efficiently.	24.64%	34	43.48%	60	28.26%	39	1.45%	2	2.17%	3	138