

SRSU (RGC) Campus Environment Survey

Spring 2023

May 15th, 2023

Purpose of Survey: The SRSU Campus environment survey is a university-wide survey with the objective to measure important aspects of living and working within the university. The annual survey asks university internal stakeholders (students, faculty, and administrators) to participate in an anonymized survey responding to questions regarding work-life balance, discrimination/fair treatment, communication, organization/leadership, and other factors influencing living, working, and learning environments. The survey was launched on April 13th, 2023 and closed at or about May 3rd, 2023. All survey links were distributed via anonymous link distribution which automatically anonymities all identifier information pertaining to a given respondent.

Frequency of Survey Implementation: Once per Year (Spring)

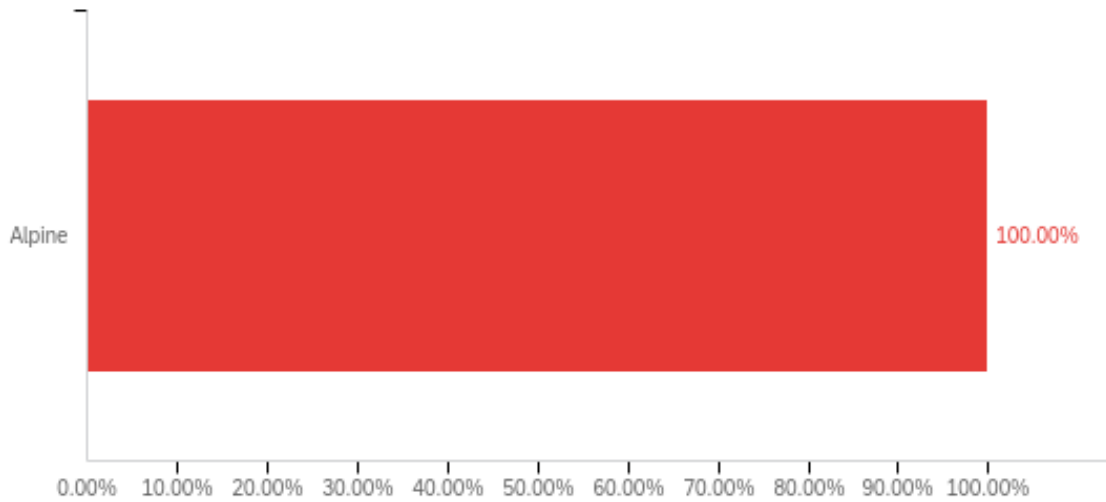
Survey Population: N=654

Number of Participants: 38 respondents, response rate of 5.81%

Suggested citation:

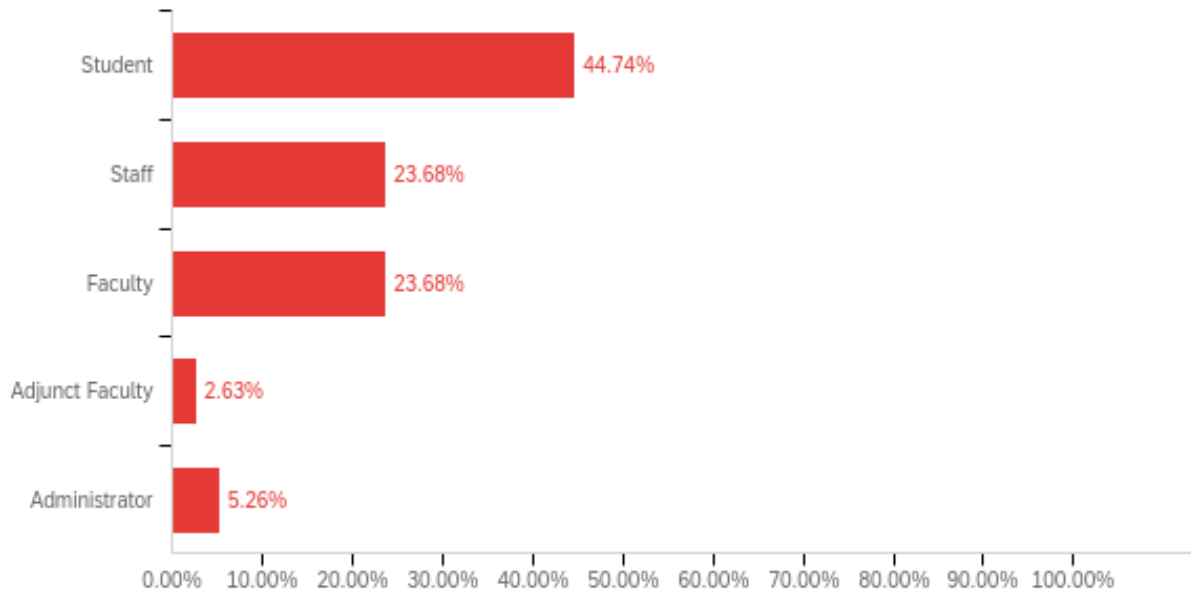
Majek, Aaron (2023). *Spring 2023 (RGC) Campus Environment Survey*, SRSU. Alpine, TX: Sul Ross State University.

Q1 - What is your primary campus? (all)



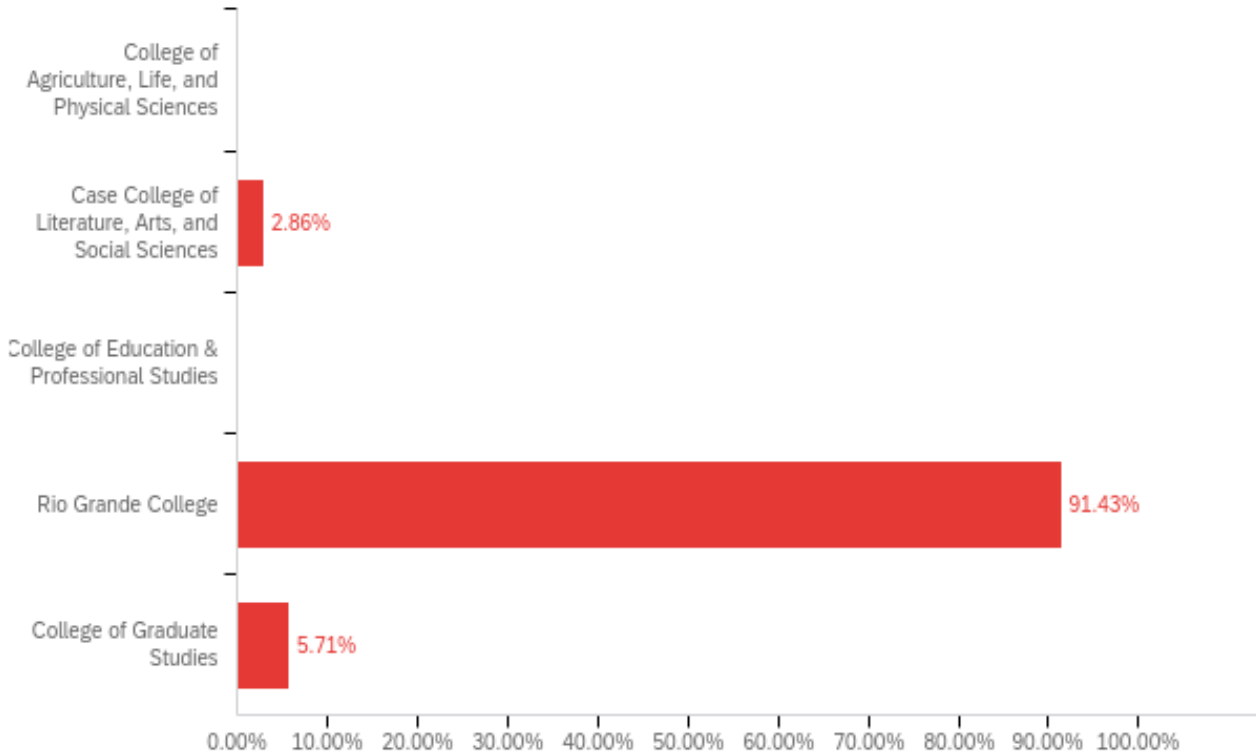
Answer	%	Count
Rio Grande College	100.00%	38
Total	100%	38

Q2 - What is your primary affiliation to SRSU? (all)



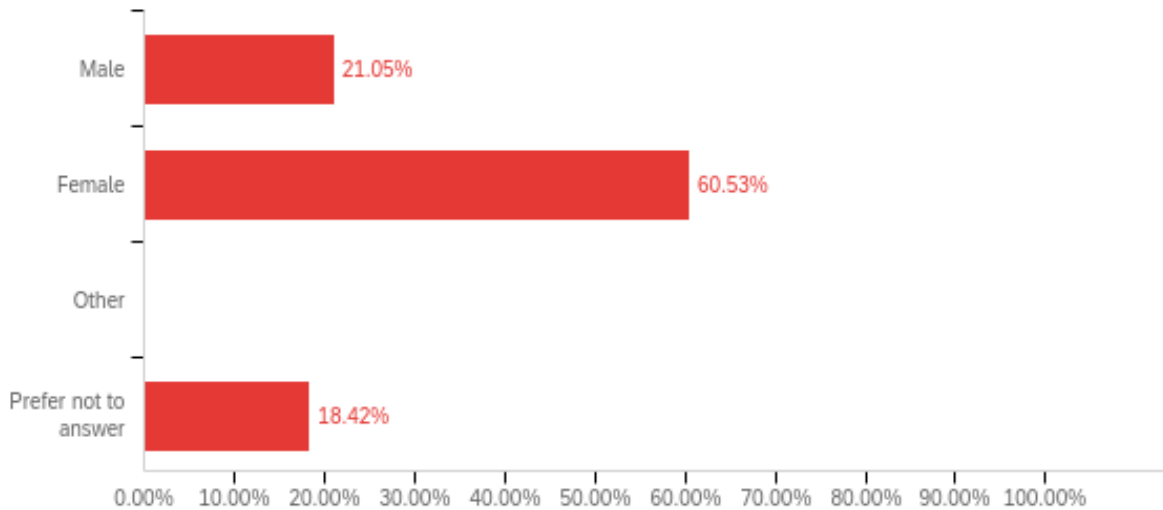
Answer	%	Count
Student	44.74%	17
Staff	23.68%	9
Faculty	23.68%	9
Adjunct Faculty	2.63%	1
Administrator	5.26%	2
Total	100%	38

Q3 - With which college are you primarily associated? (all)



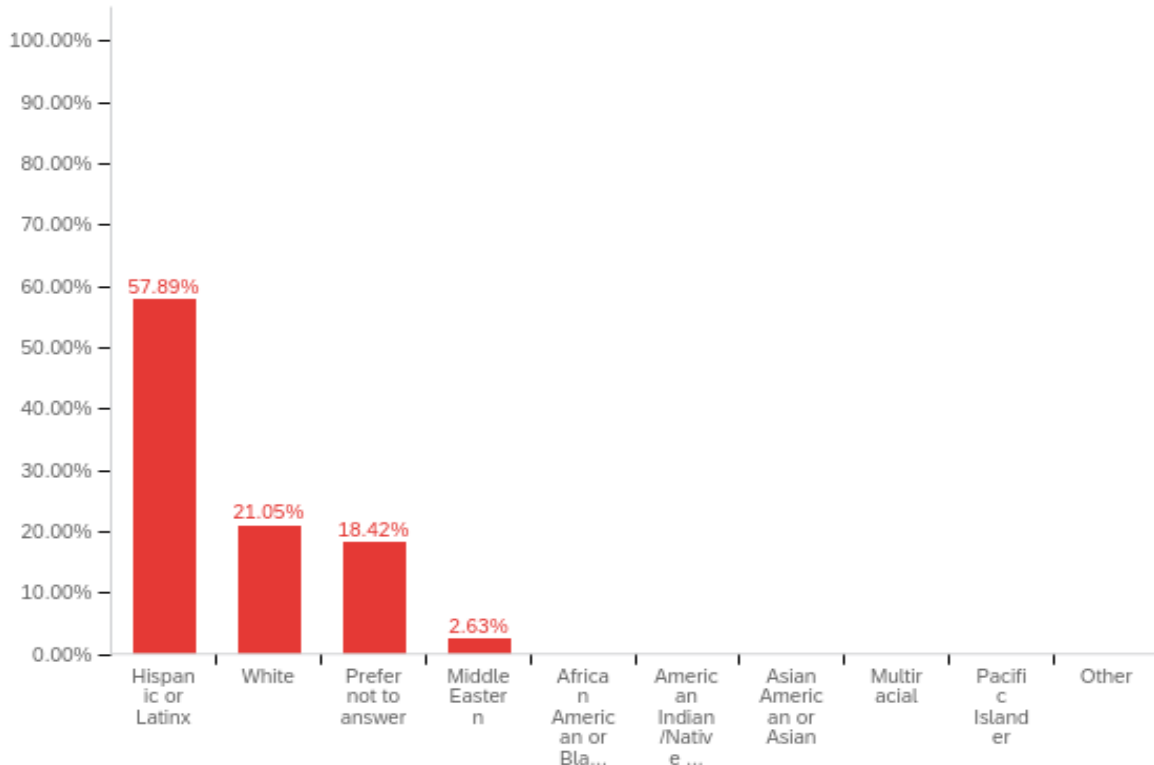
Answer	%	Count
College of Agriculture, Life, and Physical Sciences	0.00%	0
Case College of Literature, Arts, and Social Sciences	2.86%	1
College of Education & Professional Studies	0.00%	0
Rio Grande College	91.43%	32
College of Graduate Studies	5.71%	2
Total	100%	35

Q4 - Gender? (all)



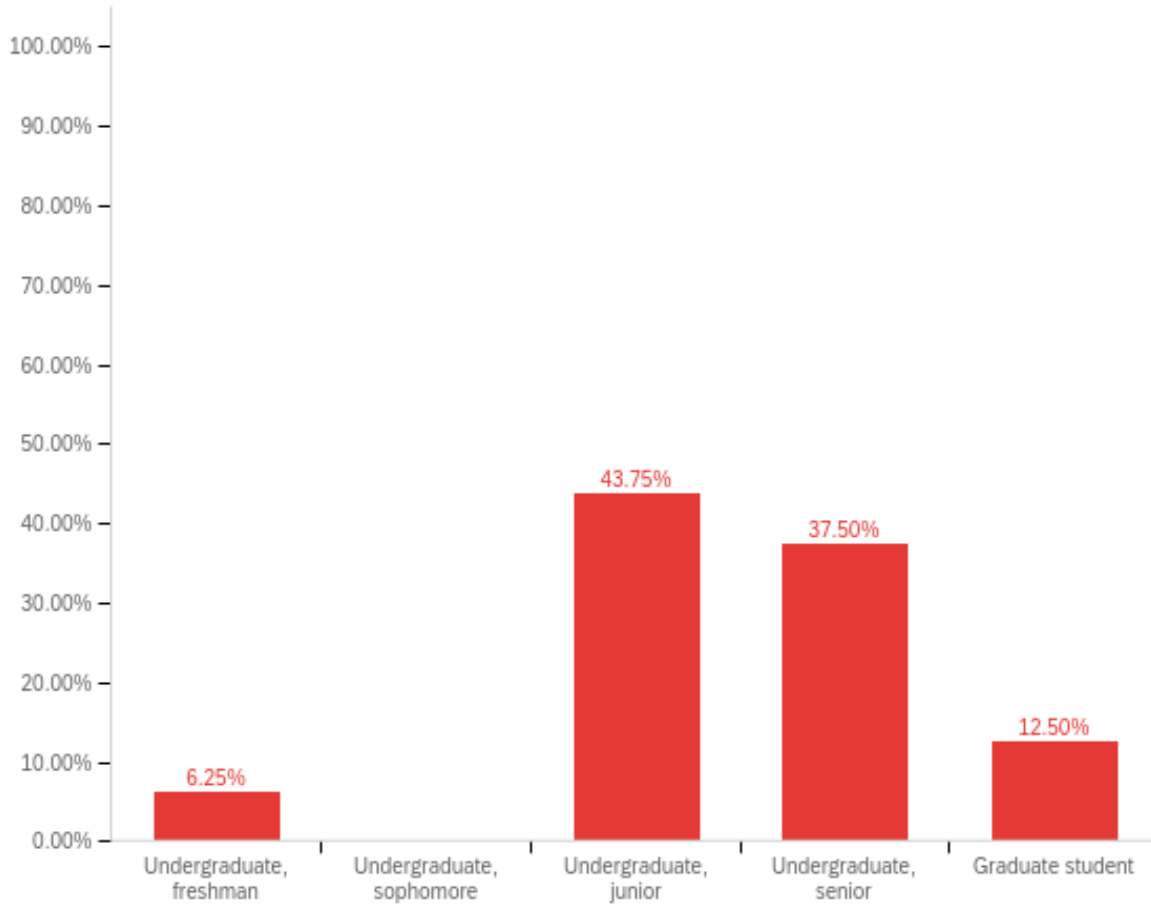
Answer	%	Count
Male	21.05%	8
Female	60.53%	23
Other	0.00%	0
Prefer not to answer	18.42%	7
Total	100%	38

Q5 - Race or Ethnicity (all)



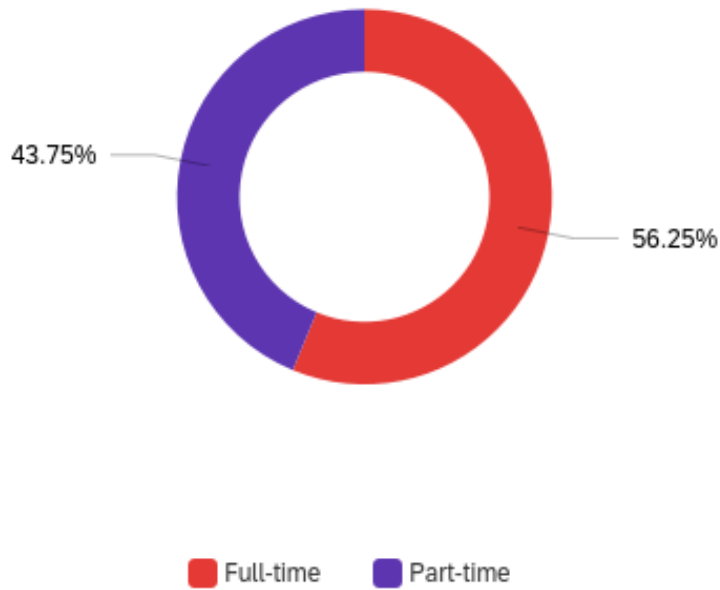
Answer	%	Count
Hispanic or Latinx	57.89%	22
White	21.05%	8
Prefer not to answer	18.42%	7
Middle Eastern	2.63%	1
African American or Black	0.00%	0
American Indian/Native American/First Nations/Alaskan Native	0.00%	0
Asian American or Asian	0.00%	0
Multiracial	0.00%	0
Pacific Islander	0.00%	0
Other	0.00%	0
Total	100%	38

Q6 - Student Level Status (student)



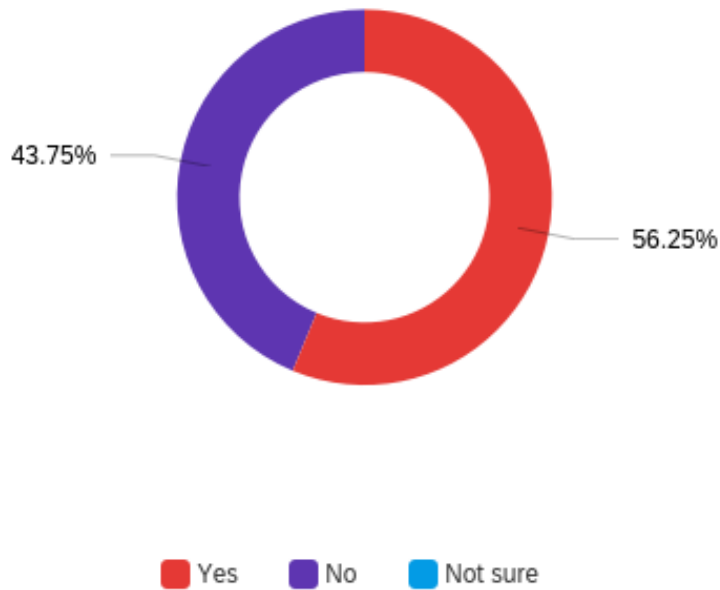
Answer	%	Count
Undergraduate, freshman	6.25%	1
Undergraduate, sophomore	0.00%	0
Undergraduate, junior	43.75%	7
Undergraduate, senior	37.50%	6
Graduate student	12.50%	2
Total	100%	16

Q7 - Student enrollment status. (student)



Answer	%	Count
Full-time	56.25%	9
Part-time	43.75%	7
Total	100%	16

**Q8 - Are you a first-generation student (First in immediate family to attend college)?
 (student)**



Answer	%	Count
Yes	56.25%	9
No	43.75%	7
Not sure	0.00%	0
Total	100%	16

Q9 - What is your major? (Please enter "undeclared" if applicable). (student)

Answer	%	Count
Education, General	25.0%	4
English	18.8%	3
Mathematics	12.5%	2
History	12.5%	2
Education, Counselor	6.3%	1
Spanish	6.3%	1
Psychology	6.3%	1
Business Administration	6.3%	1
Biology	6.3%	1
Education, Diagnostician	0.0%	0
Kinesiology and Human Performance	0.0%	0
Liberal Arts	0.0%	0
Computer Science	0.0%	0
Music	0.0%	0
Criminal Justice	0.0%	0
Natural Resource MGMT	0.0%	0
Range and Wildlife MGMT	0.0%	0
Nursing	0.0%	0
Political Science	0.0%	0
Communication	0.0%	0
Child Development	0.0%	0

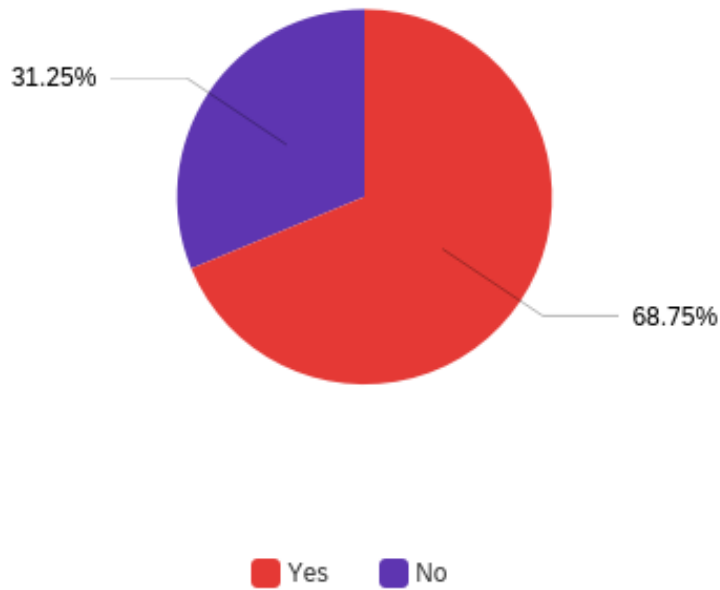
Suggested citation:
 Majek, Aaron (2023). *Spring 2023 (RGC) Campus Environment Survey, SRSU*. Alpine, TX: Sul Ross State University.

Public Administration	0.0%	0
Homeland Security	0.0%	0
Reading Specialist	0.0%	0
Education, Leadership	0.0%	0
Social Sciences	0.0%	0
Health & Human Performance	0.0%	0
Chemistry	0.0%	0
Geology	0.0%	0
Theatre	0.0%	0
General Studies	0.0%	0
Undeclared	0.0%	0
Industrial Technology	0.0%	0
Non-Degree (Post-Bach)	0.0%	0
Education, Technology Instruction	0.0%	0
Other	0.0%	0
Natural Resource Conservation	0.0%	0
Animal Science	0.0%	0
Art	0.0%	0
Organizational Leadership	0.0%	0
Interdisciplinary Studies	0.0%	0
Total	100%	16

Suggested citation:

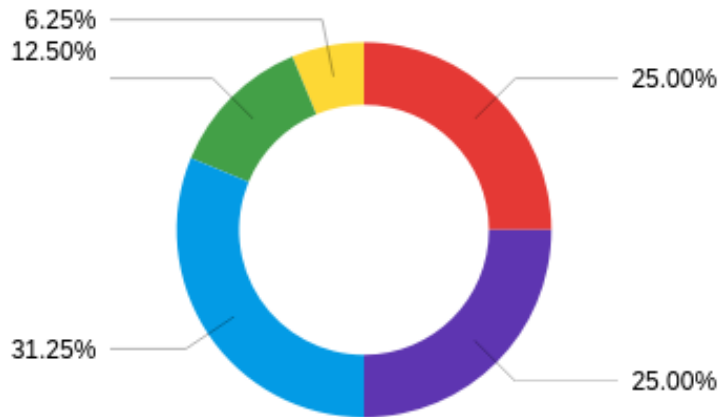
Majek, Aaron (2023). *Spring 2023 (RGC) Campus Environment Survey, SRSU*. Alpine, TX: Sul Ross State University.

Q10 - I have a clear understanding of my degree plan. (student)



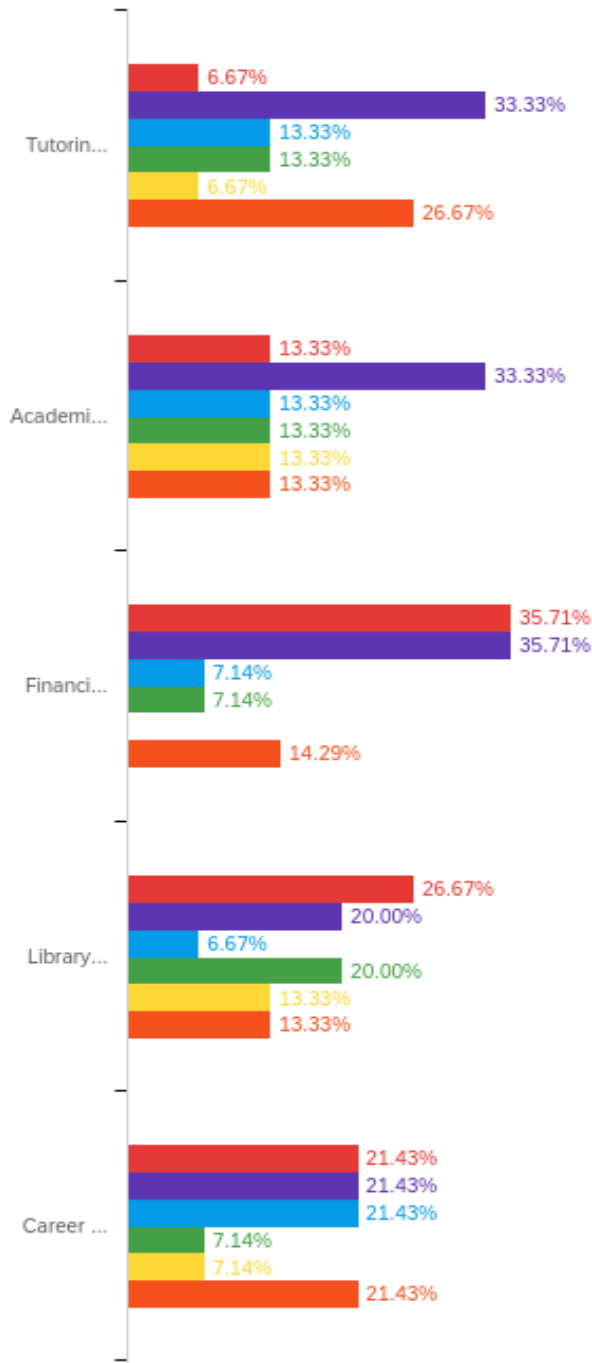
Answer	%	Count
Yes	68.75%	11
No	31.25%	5
Total	100%	16

Q11 - How do you typically receive class instructions? (student)

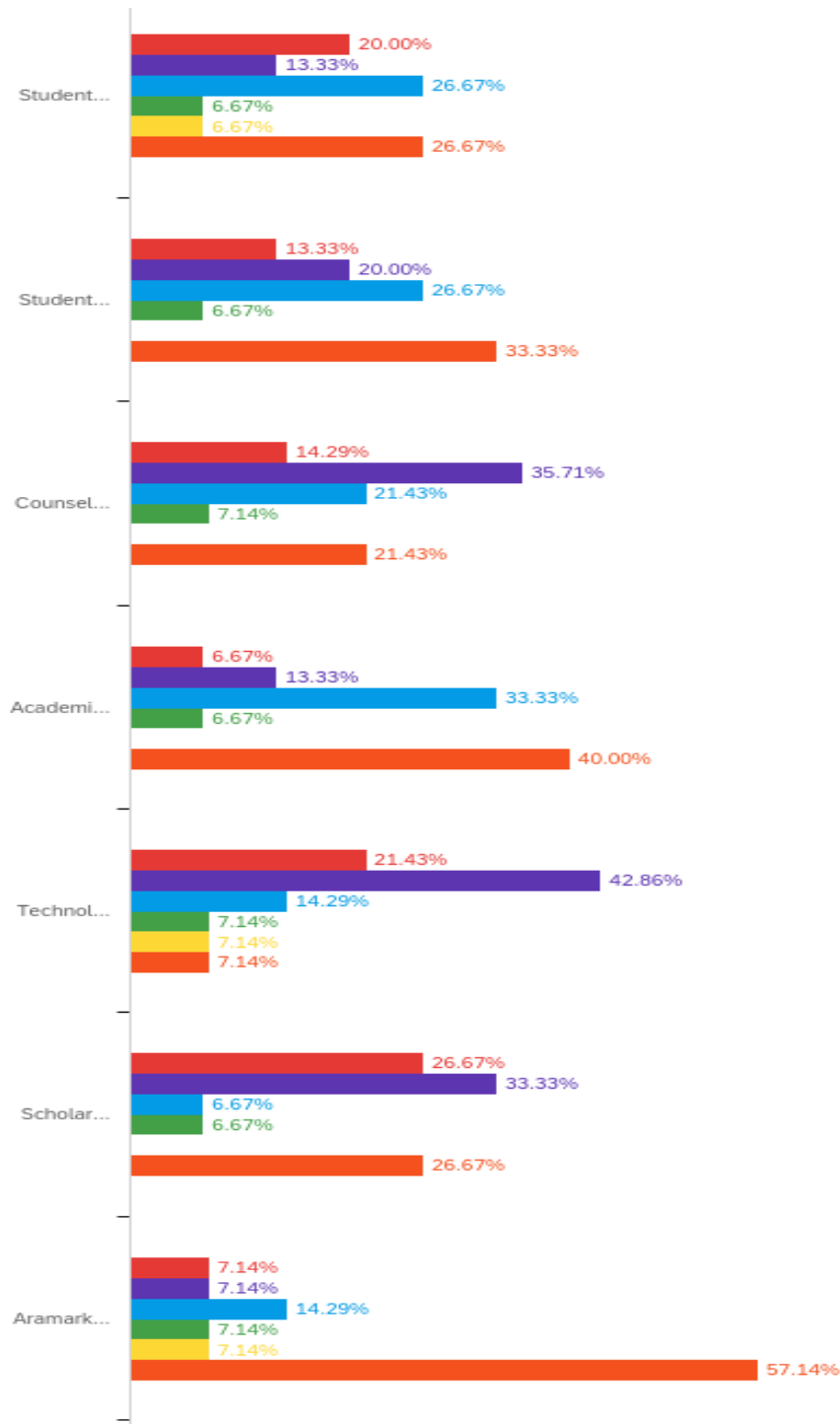


Answer	%	Count
Face-to-face (definition: A traditional course where the students and instructor are required to meet in person at a designated time and place on all occasions throughout the term.)	25.00%	4
Online-Asynchronous (definition: An online course that is asynchronous and does not have defined meeting times. Course material is accessed from the institution's learning management system (Blackboard) when convenient for the student.)	25.00%	4
Online-Synchronous (definition: An online course that is synchronous and has defined meeting times which require students to attend remotely.)	31.25%	5
Hybrid (definition: A course that combines Face-to-Face and Online instruction; students and instructor are required to meet in person at a designated time and place and participate in online course instruction as either online asynchronous or online synchronous.)	12.50%	2
Any method	6.25%	1
Total	100%	16

Q12 - I have access to the following support services (choose all that apply). (student)

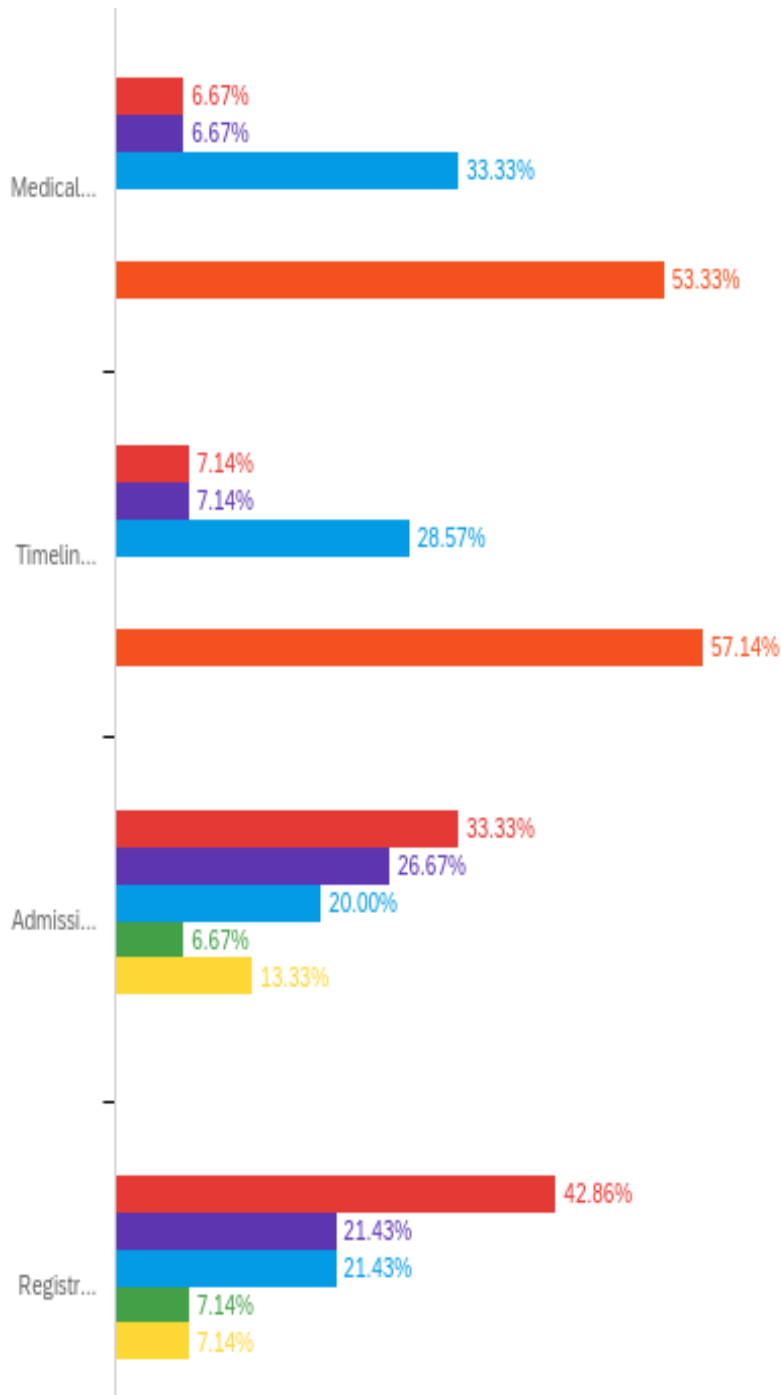


**Q12 - I have access to the following support services (choose all that apply). (student) –
CONTINUED**

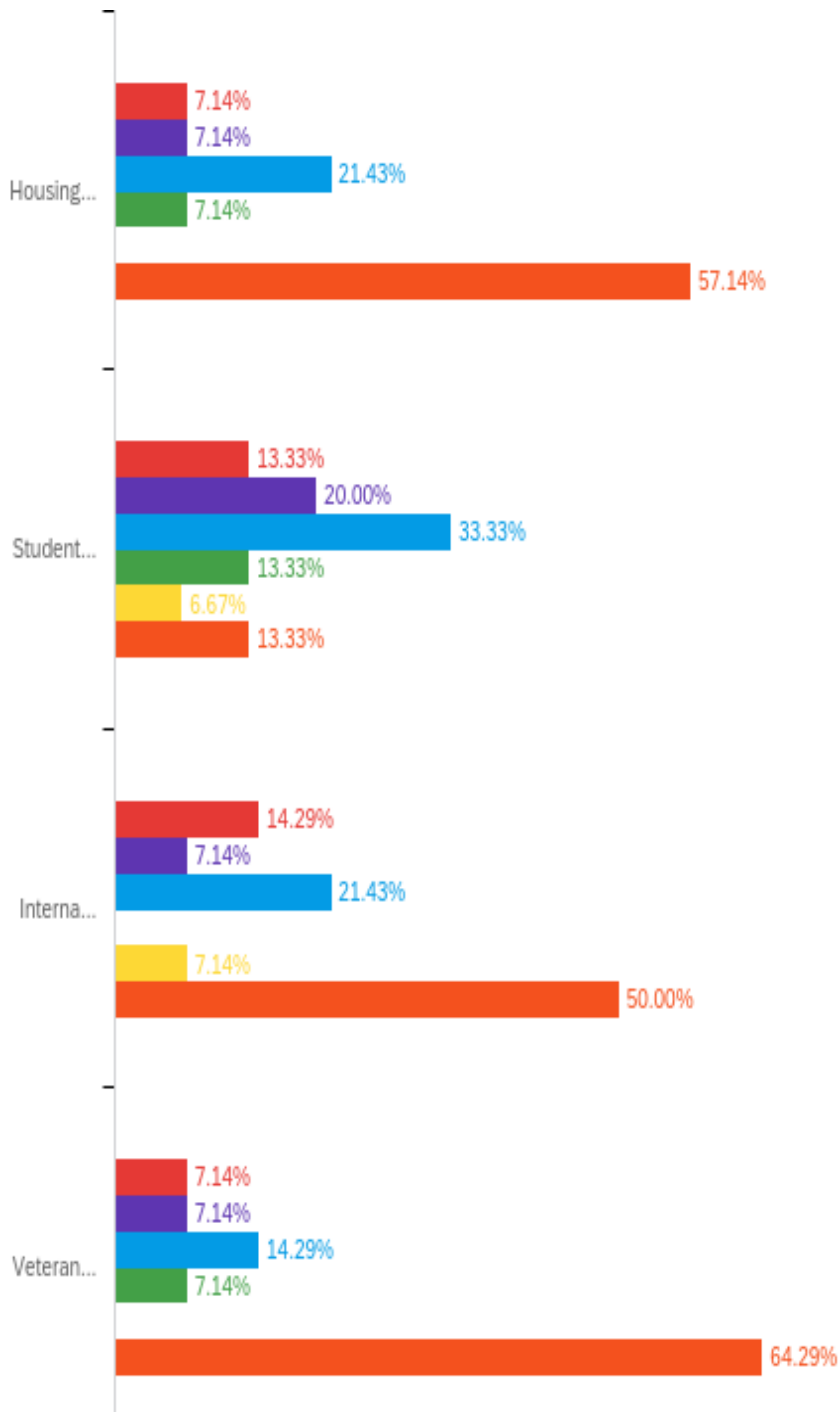


Suggested citation:
Majek, Aaron (2023). *Spring 2023 (RGC) Campus Environment Survey, SRSU*. Alpine, TX: Sul Ross State University.

Q12 - I have access to the following support services (choose all that apply). (student) – CONTINUED



**Q12 - I have access to the following support services (choose all that apply). (student) –
 CONTINUED**



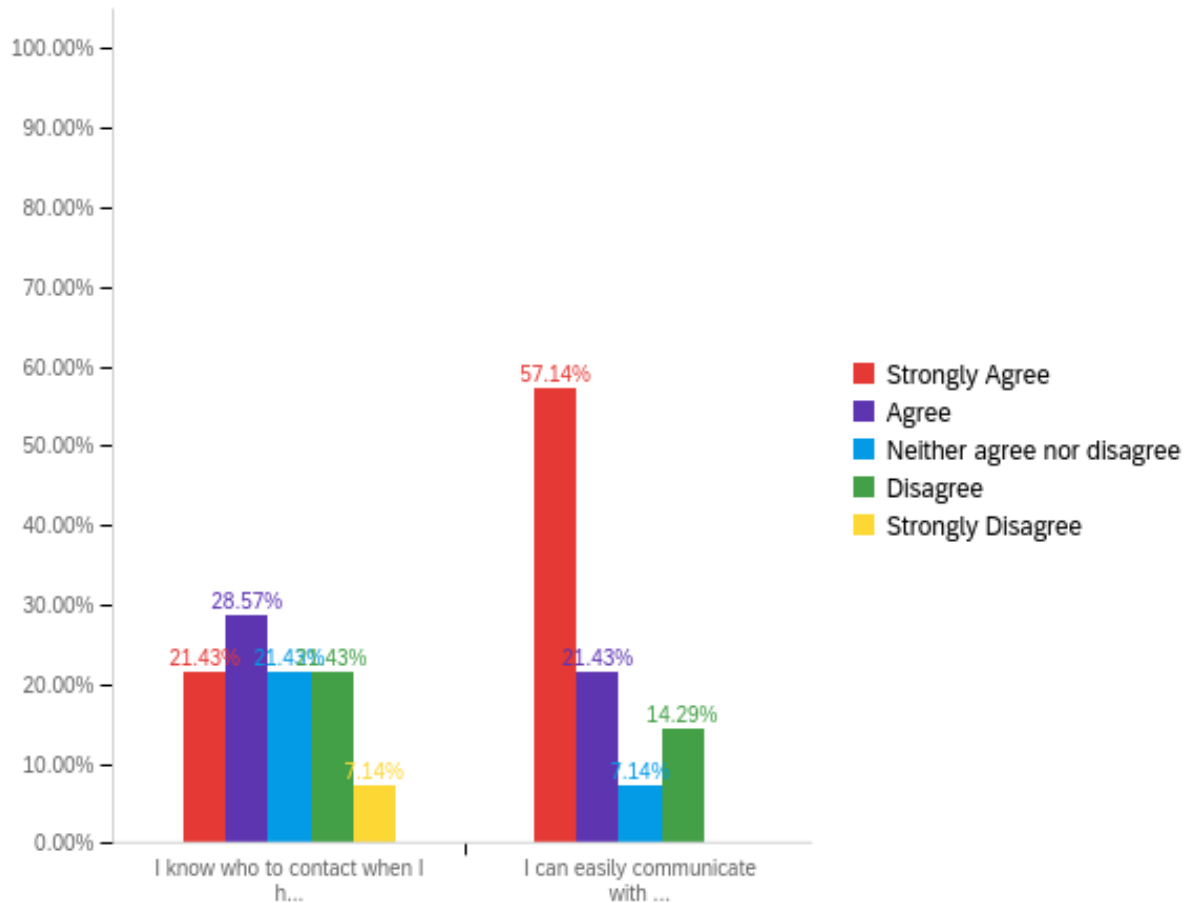
**Q12 - I have access to the following support services (choose all that apply). (student) –
 CONTINUED**

Question	Very Satisfied		Satisfied		Neither satisfied nor dissatisfied		Dissatisfied		Very Dissatisfied		not used		Total
Tutoring	6.67%	1	33.33%	5	13.33%	2	13.33%	2	6.67%	1	26.67%	4	15
Academic Advising	13.33%	2	33.33%	5	13.33%	2	13.33%	2	13.33%	2	13.33%	2	15
Financial Aid Advising	35.71%	5	35.71%	5	7.14%	1	7.14%	1	0.00%	0	14.29%	2	14
Library Services	26.67%	4	20.00%	3	6.67%	1	20.00%	3	13.33%	2	13.33%	2	15
Career Services	21.43%	3	21.43%	3	21.43%	3	7.14%	1	7.14%	1	21.43%	3	14
Student Organizations	20.00%	3	13.33%	2	26.67%	4	6.67%	1	6.67%	1	26.67%	4	15
Student Health Services	13.33%	2	20.00%	3	26.67%	4	6.67%	1	0.00%	0	33.33%	5	15
Counseling Services	14.29%	2	35.71%	5	21.43%	3	7.14%	1	0.00%	0	21.43%	3	14
(ACE) (Academic Support Services)	6.67%	1	13.33%	2	33.33%	5	6.67%	1	0.00%	0	40.00%	6	15
Technology Support	21.43%	3	42.86%	6	14.29%	2	7.14%	1	7.14%	1	7.14%	1	14
Scholarships	26.67%	4	33.33%	5	6.67%	1	6.67%	1	0.00%	0	26.67%	4	15
Aramark Dining Services	7.14%	1	7.14%	1	14.29%	2	7.14%	1	7.14%	1	57.14%	8	14
Medical services for students	6.67%	1	6.67%	1	33.33%	5	0.00%	0	0.00%	0	53.33%	8	15
Timeliness of medical services for students	7.14%	1	7.14%	1	28.57%	4	0.00%	0	0.00%	0	57.14%	8	14
Admissions	33.33%	5	26.67%	4	20.00%	3	6.67%	1	13.33%	2	0.00%	0	15
Registrar	42.86%	6	21.43%	3	21.43%	3	7.14%	1	7.14%	1	0.00%	0	14
Housing and Residence Life	7.14%	1	7.14%	1	21.43%	3	7.14%	1	0.00%	0	57.14%	8	14
Student Activities	13.33%	2	20.00%	3	33.33%	5	13.33%	2	6.67%	1	13.33%	2	15
International Programs	14.29%	2	7.14%	1	21.43%	3	0.00%	0	7.14%	1	50.00%	7	14
Veteran's Services	7.14%	1	7.14%	1	14.29%	2	7.14%	1	0.00%	0	64.29%	9	14

Suggested citation:

 Majek, Aaron (2023). *Spring 2023 (RGC) Campus Environment Survey, SRSU*. Alpine, TX: Sul Ross State University.

Q13 - Please indicate your level of agreement/disagreement with the following statements: (student)

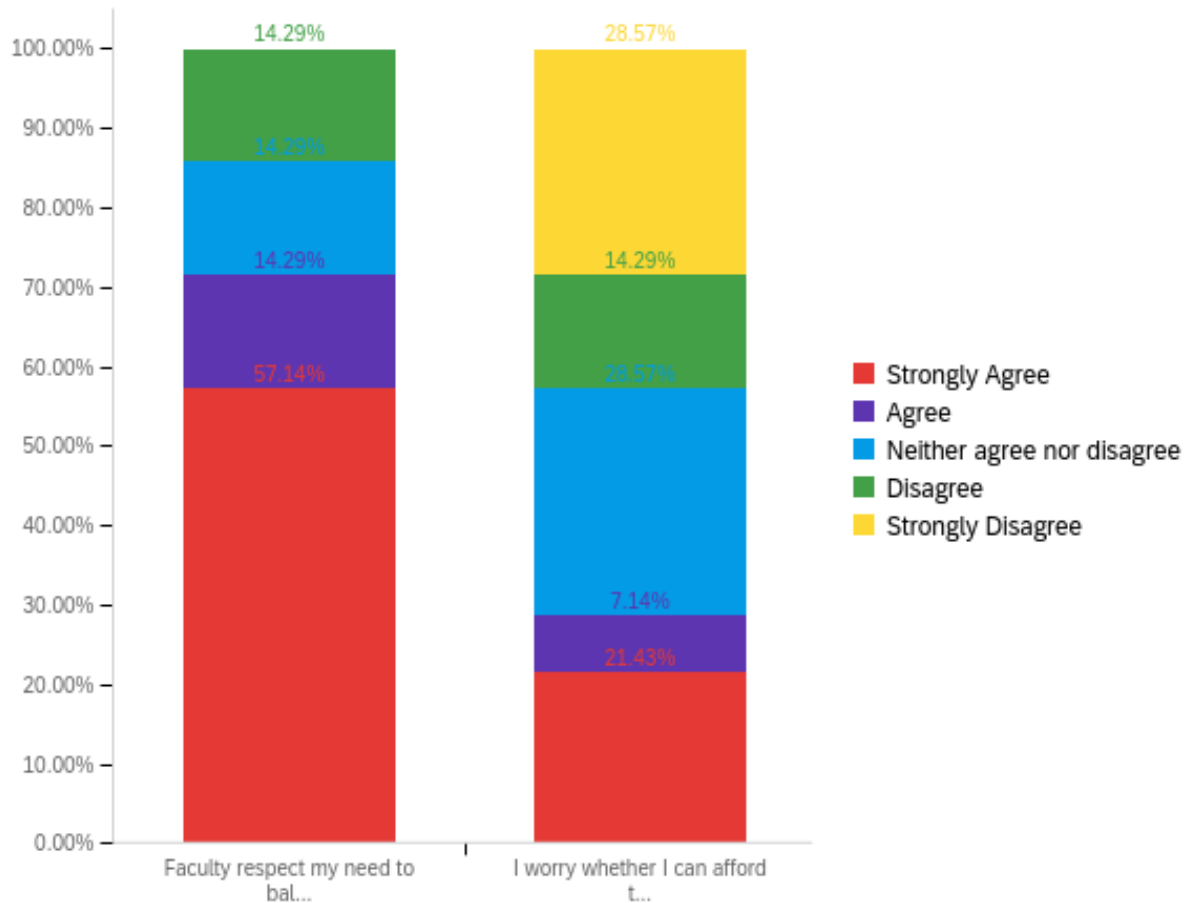


Question	Strongly Agree	Agree	Neither agree nor disagree	Disagree	Strongly Disagree	Total
I know who to contact when I have questions regarding academic programs at the University.	21.43% 3	28.57% 4	21.43% 3	21.43% 3	7.14% 1	14
I can easily communicate with professors at the University.	57.14% 8	21.43% 3	7.14% 1	14.29% 2	0.00% 0	14

Suggested citation:

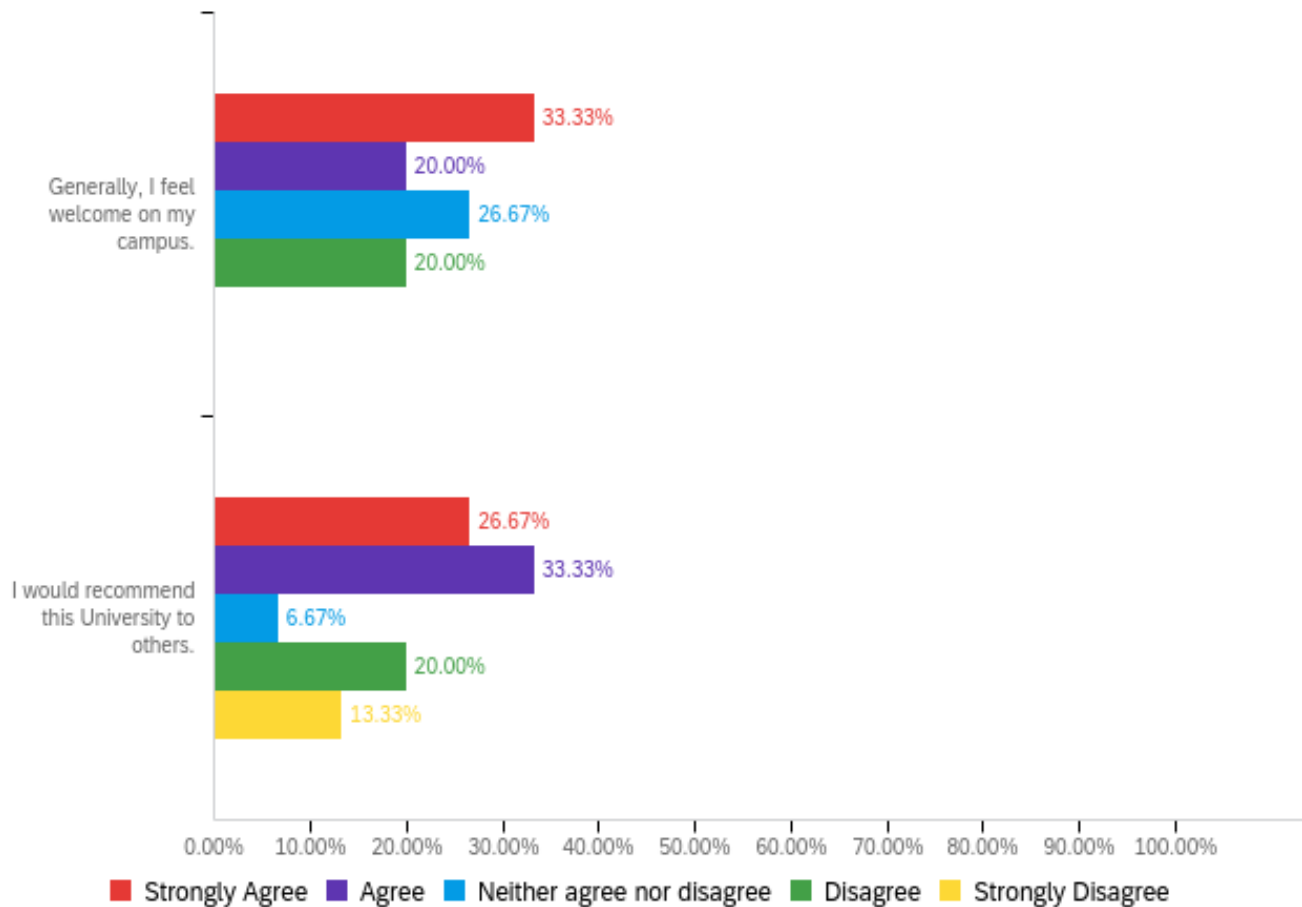
Majek, Aaron (2023). *Spring 2023 (RGC) Campus Environment Survey*, SRSU. Alpine, TX: Sul Ross State University.

Q14 - Please indicate your level of agreement/disagreement with the following statements: (student)



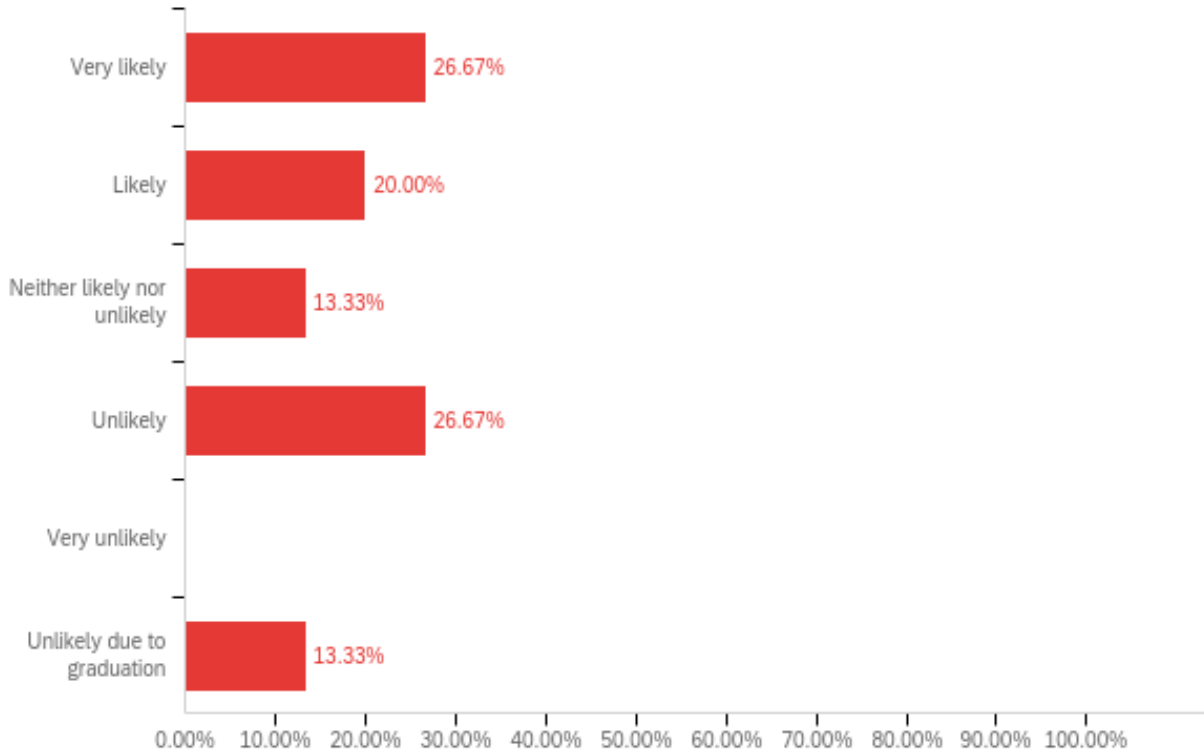
Question	Strongly Agree	Agree	Neither agree nor disagree	Disagree	Strongly Disagree	Total
Faculty respect my need to balance course work with other responsibilities in my life.	57.14% 8	14.29% 2	14.29% 2	14.29% 2	0.00% 0	14
I worry whether I can afford to feed myself	21.43% 3	7.14% 1	28.57% 4	14.29% 2	28.57% 4	14

Q15 - Please indicate your level of agreement/disagreement with the following statements. (student)



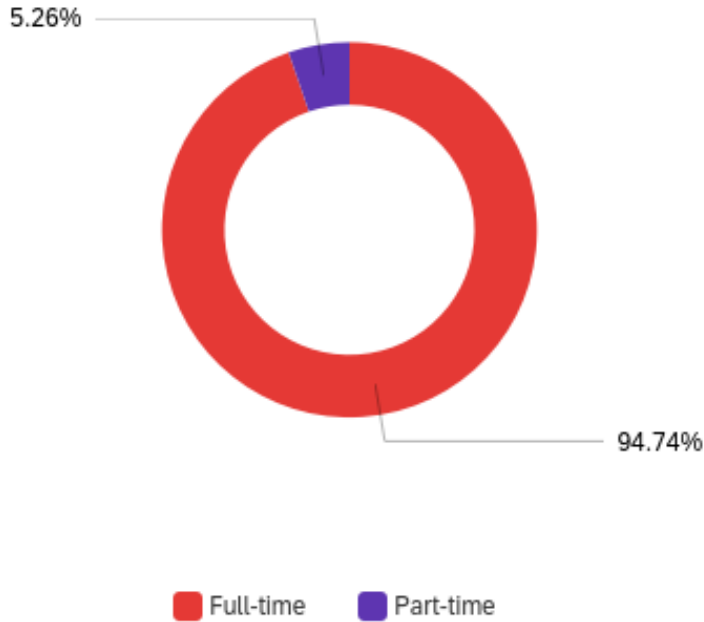
Question	Strongly Agree	Agree	Neither agree nor disagree	Disagree	Strongly Disagree	Total					
Generally, I feel welcome on my campus.	33.33%	5	20.00%	3	26.67%	4	20.00%	3	0.00%	0	15
I would recommend this University to others.	26.67%	4	33.33%	5	6.67%	1	20.00%	3	13.33%	2	15

Q16 - Is it likely you will be attending SRSU one year from now? (student)



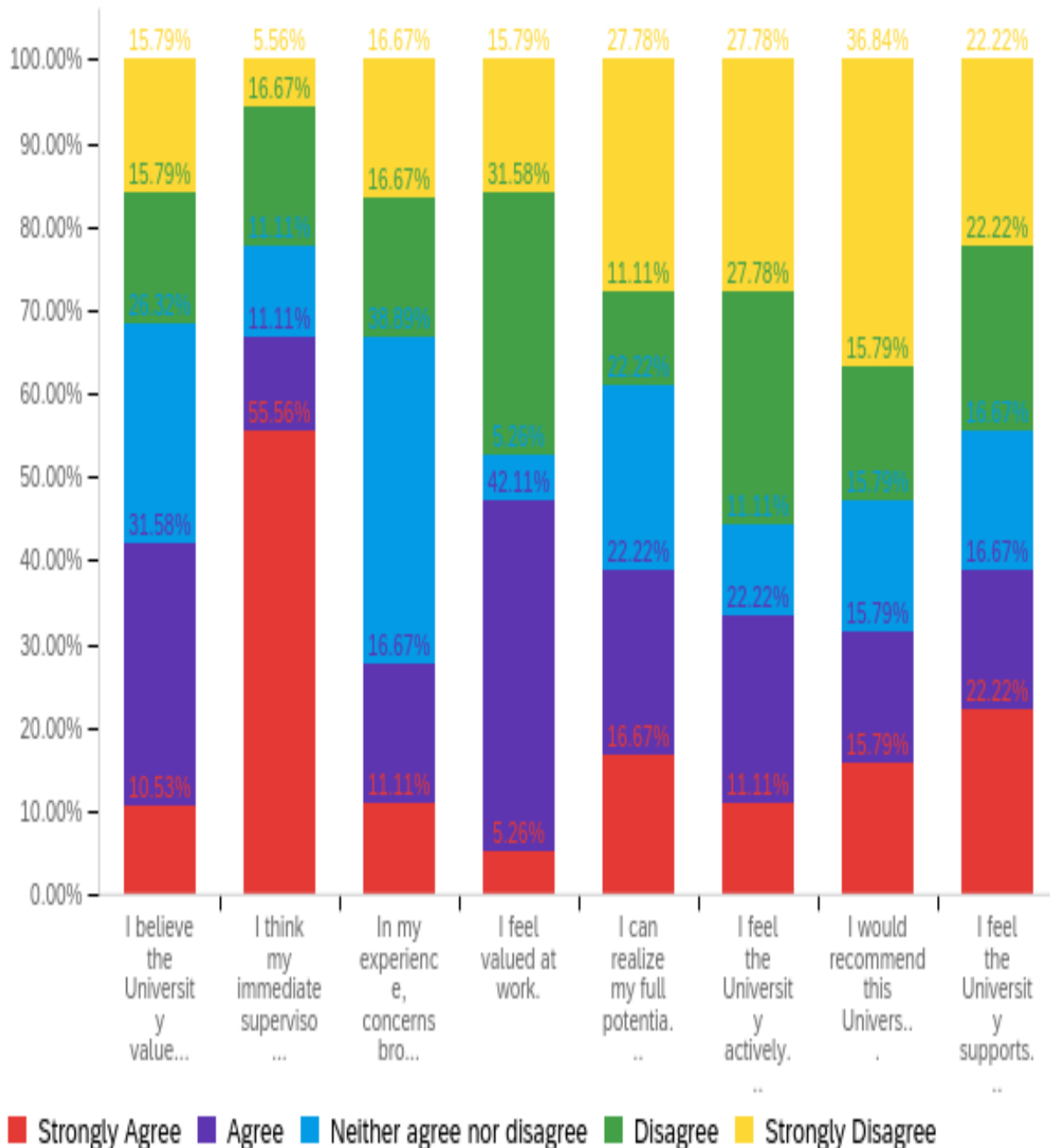
Answer	%	Count
Very likely	26.67%	4
Likely	20.00%	3
Neither likely nor unlikely	13.33%	2
Unlikely	26.67%	4
Very unlikely	0.00%	0
Unlikely due to graduation	13.33%	2
Total	100%	15

Q17 - Employment status (Faculty/Staff)



Answer	%	Count
Full-time	94.74%	18
Part-time	5.26%	1
Total	100%	19

Q18 - Please indicate your level of agreement/disagreement with the following statements. (faculty/staff)



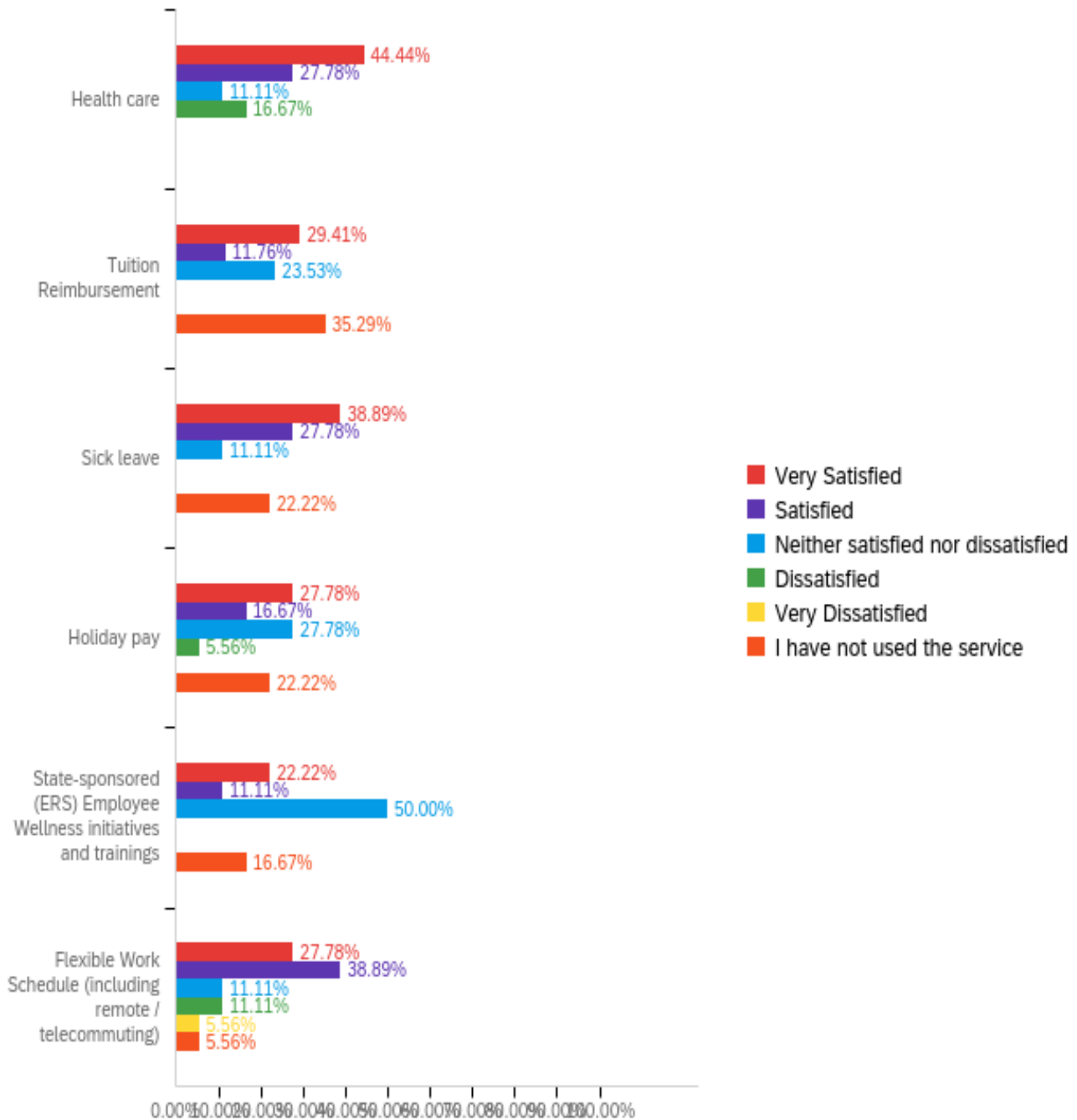
Q18 - Please indicate your level of agreement/disagreement with the following statements. (faculty/staff) – CONTINUED

Question	Strongly Agree		Agree		Neither agree nor disagree		Disagree		Strongly Disagree		Total
I would recommend this University to others as a place to work.	15.79%	3	15.79%	3	15.79%	3	15.79%	3	36.84%	7	19
I think my immediate supervisor respects me.	55.56%	10	11.11%	2	11.11%	2	16.67%	3	5.56%	1	18
In my experience, concerns brought to administration are handled according to University policy.	11.11%	2	16.67%	3	38.89%	7	16.67%	3	16.67%	3	18
I feel valued at work.	5.26%	1	42.11%	8	5.26%	1	31.58%	6	15.79%	3	19
I feel the University supports a positive work-life balance. (the ability to manage the demands of your work responsibilities and personal life; family, leisure, and self-care).	22.22%	4	16.67%	3	16.67%	3	22.22%	4	22.22%	4	18
I feel the University actively seeks faculty and staff input in decision-making regarding campus matters.	11.11%	2	22.22%	4	11.11%	2	27.78%	5	27.78%	5	18
I can realize my full potential in my current position.	16.67%	3	22.22%	4	22.22%	4	11.11%	2	27.78%	5	18
I believe the University values its employees.	10.53%	2	31.58%	6	26.32%	5	15.79%	3	15.79%	3	19

Suggested citation:

Majek, Aaron (2023). *Spring 2023 (RGC) Campus Environment Survey, SRSU*. Alpine, TX: Sul Ross State University.

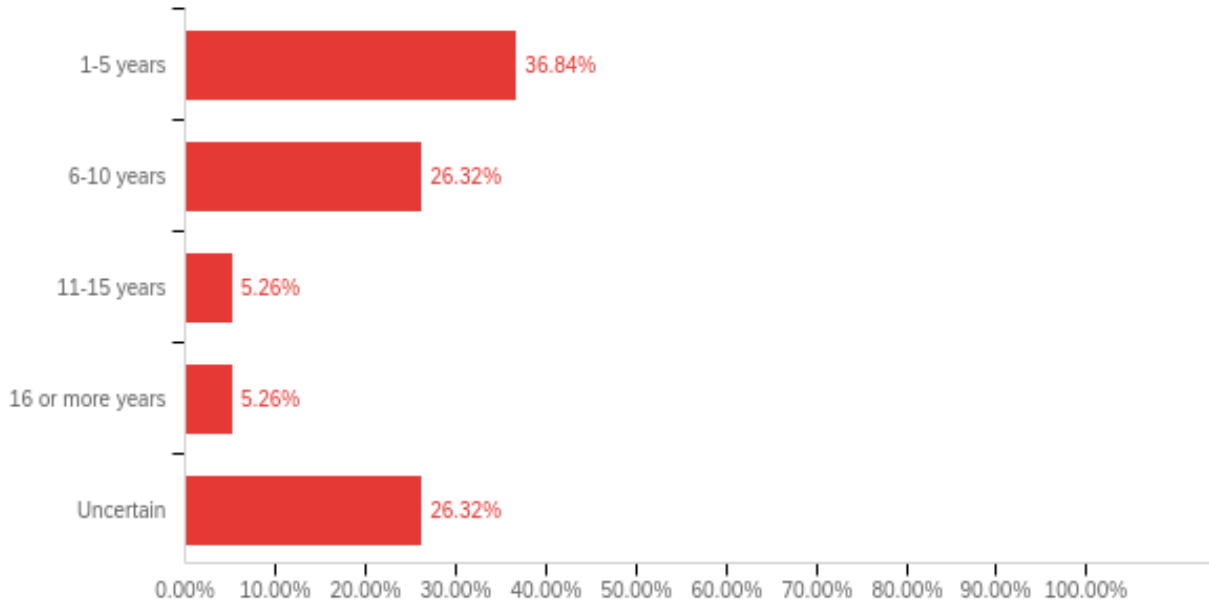
Q19 - Full-time employees, please classify the following work place benefits. (Anyone who is not full-time may skip this question.) (faculty/staff)



Q19 - Full-time employees, please classify the following work place benefits. (Anyone who is not full-time may skip this question.) (faculty/staff) – CONTINUED

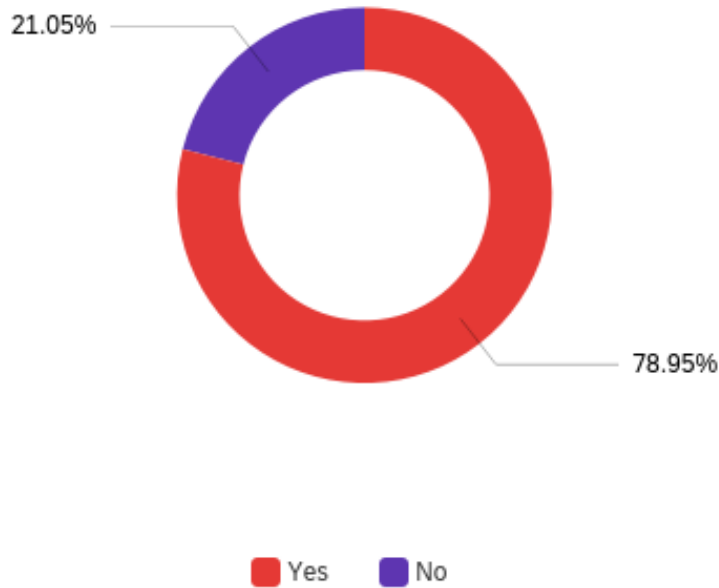
Question	Very Satisfied		Satisfied		Neither satisfied nor dissatisfied		Dissatisfied		Very Dissatisfied		I have not used the service		Total
Health care	44.44%	8	27.78%	5	11.11%	2	16.67%	3	0.00%	0	0.00%	0	18
Tuition Reimbursement	29.41%	5	11.76%	2	23.53%	4	0.00%	0	0.00%	0	35.29%	6	17
Sick leave	38.89%	7	27.78%	5	11.11%	2	0.00%	0	0.00%	0	22.22%	4	18
Holiday pay	27.78%	5	16.67%	3	27.78%	5	5.56%	1	0.00%	0	22.22%	4	18
State-sponsored (ERS) Employee Wellness initiatives and trainings	22.22%	4	11.11%	2	50.00%	9	0.00%	0	0.00%	0	16.67%	3	18
Flexible Work Schedule (including remote / telecommuting)	27.78%	5	38.89%	7	11.11%	2	11.11%	2	5.56%	1	5.56%	1	18

Q20 - How long do you anticipate working at SRSU? (faculty/staff)



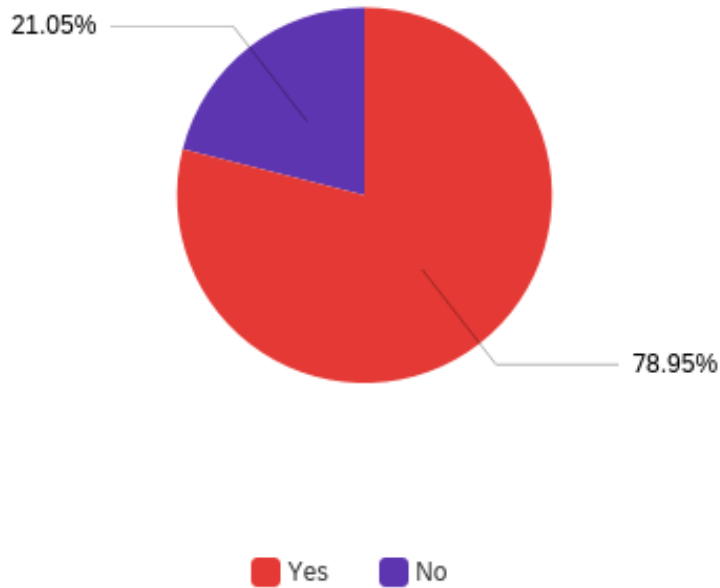
Answer	%	Count
1-5 years	36.84%	7
6-10 years	26.32%	5
11-15 years	5.26%	1
16 or more years	5.26%	1
Uncertain	26.32%	5
Total	100%	19

Q21 - I am aware of professional development opportunities at SRSU which meet my career and work needs. (faculty/staff)



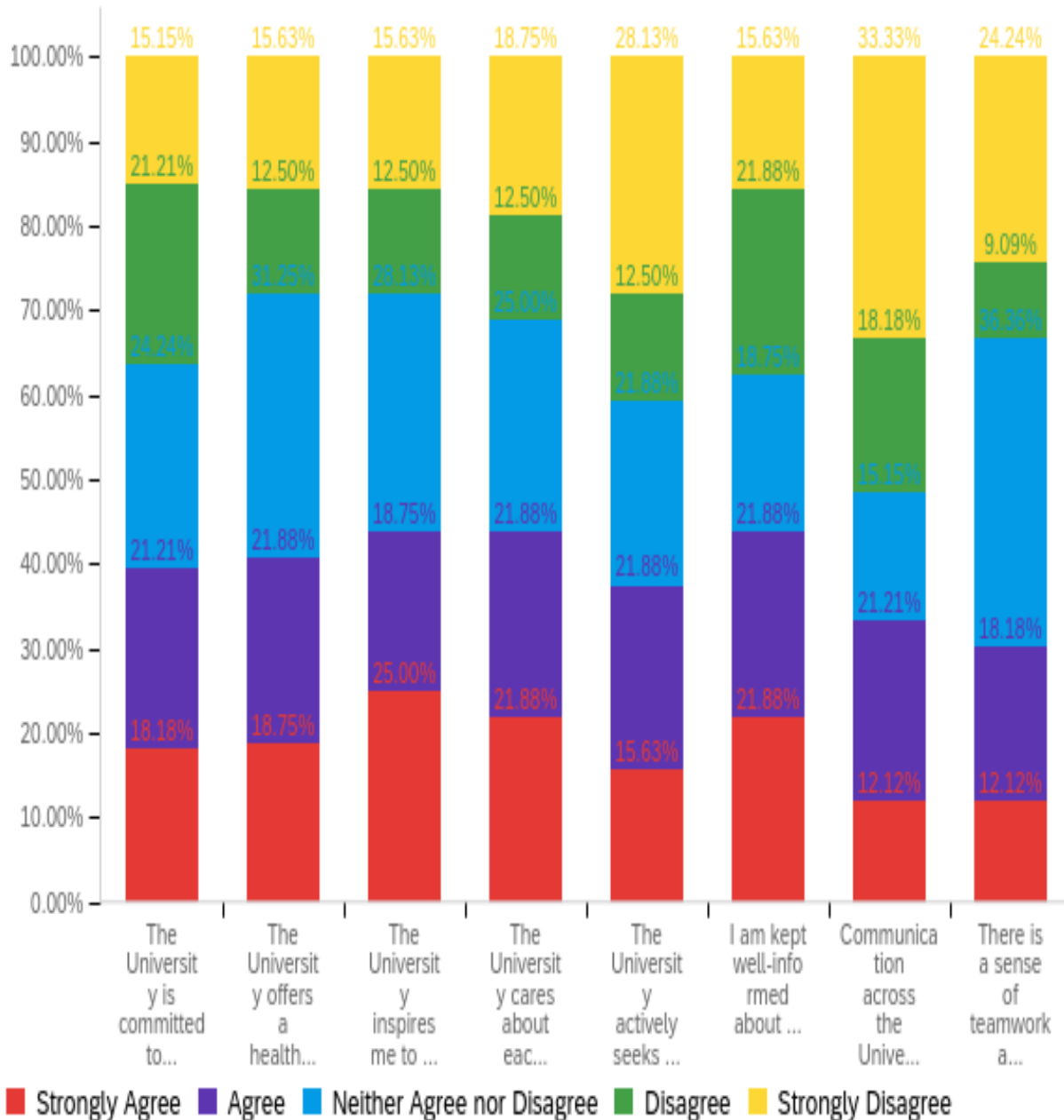
Answer	%	Count
Yes	78.95%	15
No	21.05%	4
Total	100%	19

**Q22 - I have a clear understanding of my career and/or path to promotion at SRSU.
 (faculty/staff)**



Answer	%	Count
Yes	78.95%	15
No	21.05%	4
Total	100%	19

Q23 - Part V - Perceptions of University Commitments (Leadership, Service and Communication) Please indicate your level of agreement/disagreement to the following statements: (all)



Suggested citation:
Majek, Aaron (2023). *Spring 2023 (RGC) Campus Environment Survey, SRSU*. Alpine, TX: Sul Ross State University.

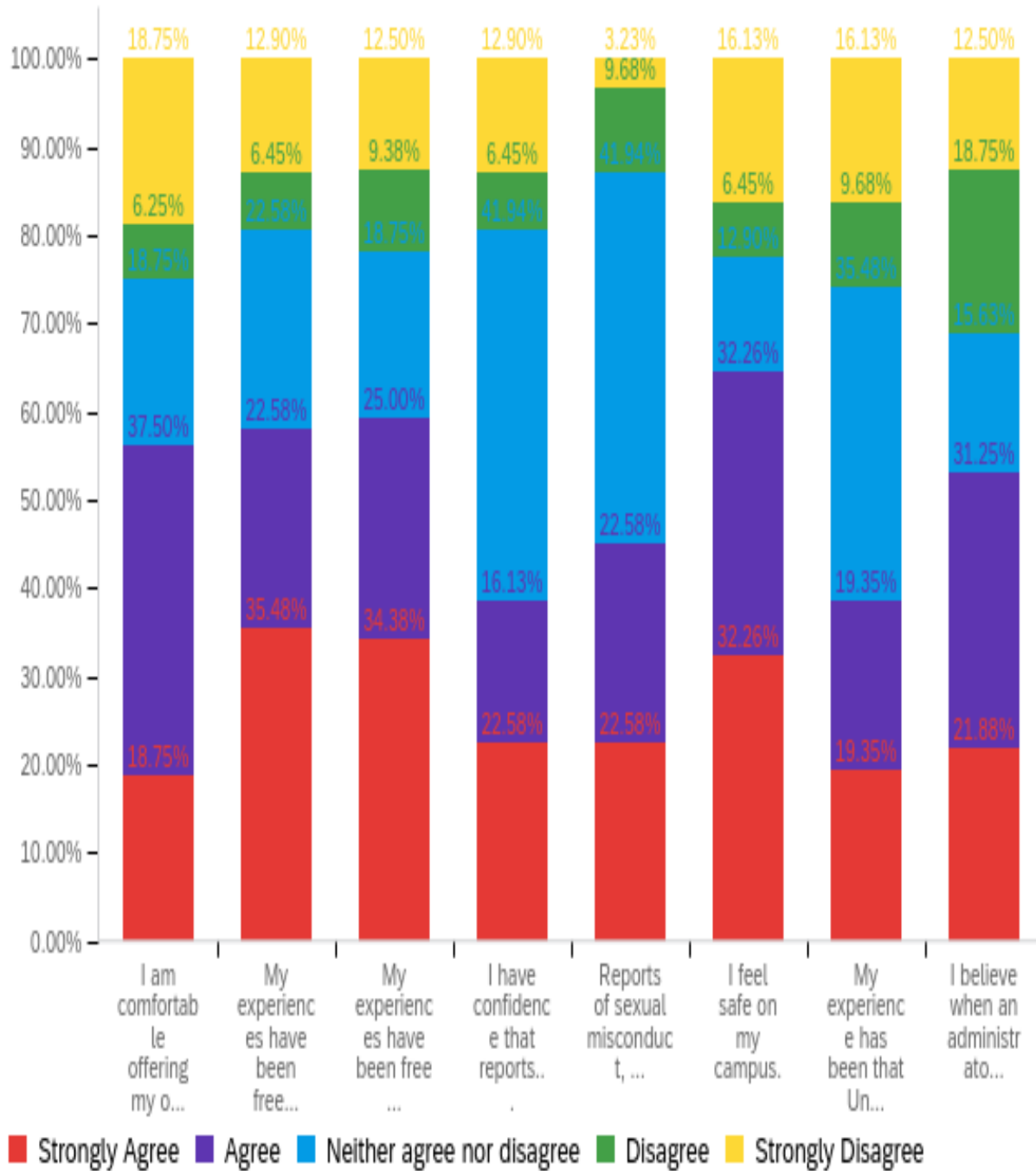
Q23 - Part V - Perceptions of University Commitments (Leadership, Service and Communication) Please indicate your level of agreement/disagreement to the following statements: (all) – CONTINUED

Question	Strongly Agree		Agree		Neither Agree nor Disagree		Disagree		Strongly Disagree		Total
The University is committed to my emotional well-being.	18.18%	6	21.21%	7	24.24%	8	21.21%	7	15.15%	5	33
The University offers a healthy living and learning environment.	18.75%	6	21.88%	7	31.25%	10	12.50%	4	15.63%	5	32
The University inspires me to do my best work.	25.00%	8	18.75%	6	28.13%	9	12.50%	4	15.63%	5	32
The University cares about each member of the SRSU community as a person.	21.88%	7	21.88%	7	25.00%	8	12.50%	4	18.75%	6	32
The University actively seeks my input in decision-making regarding campus matters.	15.63%	5	21.88%	7	21.88%	7	12.50%	4	28.13%	9	32
I am kept well-informed about what is going on at the University.	21.88%	7	21.88%	7	18.75%	6	21.88%	7	15.63%	5	32
Communication across the University is effective.	12.12%	4	21.21%	7	15.15%	5	18.18%	6	33.33%	11	33
There is a sense of teamwork at the University.	12.12%	4	18.18%	6	36.36%	12	9.09%	3	24.24%	8	33

Suggested citation:

Majek, Aaron (2023). *Spring 2023 (RGC) Campus Environment Survey, SRSU*. Alpine, TX: Sul Ross State University.

Q24 - Part V - Perceptions of University Commitments (Ethics and Integrity) Please indicate your level of agreement/disagreement to the following statements: (all)



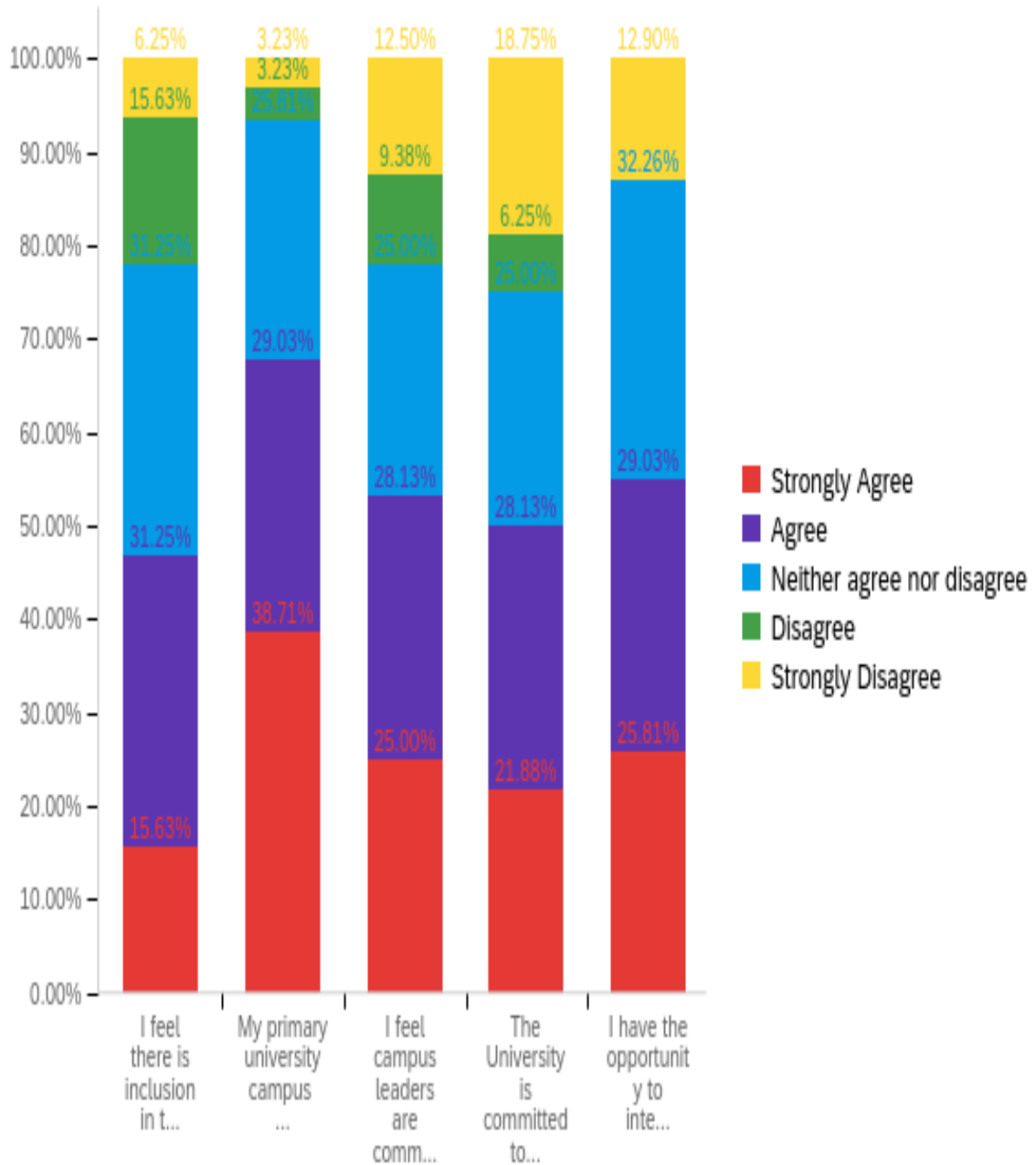
Suggested citation:
Majek, Aaron (2023). *Spring 2023 (RGC) Campus Environment Survey, SRSU*. Alpine, TX: Sul Ross State University.

Q24 - Part V - Perceptions of University Commitments (Ethics and Integrity) Please indicate your level of agreement/disagreement to the following statements: (all) – CONTINUED

Question	Strongly Agree		Agree		Neither agree nor disagree		Disagree		Strongly Disagree		Total
I am comfortable offering my opinions without fear of consequences.	18.75%	6	37.50%	12	18.75%	6	6.25%	2	18.75%	6	32
My experiences have been free of harassment (definition: conduct that annoys, threatens, alarms, or puts people in fear for safety)	35.48%	11	22.58%	7	22.58%	7	6.45%	2	12.90%	4	31
My experiences have been free of intimidation. (definition: behaviors that may cause a person to fear for injury or harm).	34.38%	11	25.00%	8	18.75%	6	9.38%	3	12.50%	4	32
I have confidence that reports of grievances are taken seriously.	22.58%	7	16.13%	5	41.94%	13	6.45%	2	12.90%	4	31
Reports of sexual misconduct, are taken seriously.	22.58%	7	22.58%	7	41.94%	13	9.68%	3	3.23%	1	31
I feel safe on my campus.	32.26%	10	32.26%	10	12.90%	4	6.45%	2	16.13%	5	31
My experience has been that University policies are applied consistently and fairly.	19.35%	6	19.35%	6	35.48%	11	9.68%	3	16.13%	5	31
I believe when an administrator/supervisor makes a decision, it is based on a reasonable assessment of the issue or problem.	21.88%	7	31.25%	10	15.63%	5	18.75%	6	12.50%	4	32

Q25 - Part V - Perceptions of University Commitments (Diversity and Inclusiveness)

Please indicate your level of agreement/disagreement to the following statements: (all)



Suggested citation:

Majek, Aaron (2023). *Spring 2023 (RGC) Campus Environment Survey*, SRSU. Alpine, TX: Sul Ross State University.

Q25 - Part V - Perceptions of University Commitments (Diversity and Inclusiveness)

Please indicate your level of agreement/disagreement to the following statements: (all) –

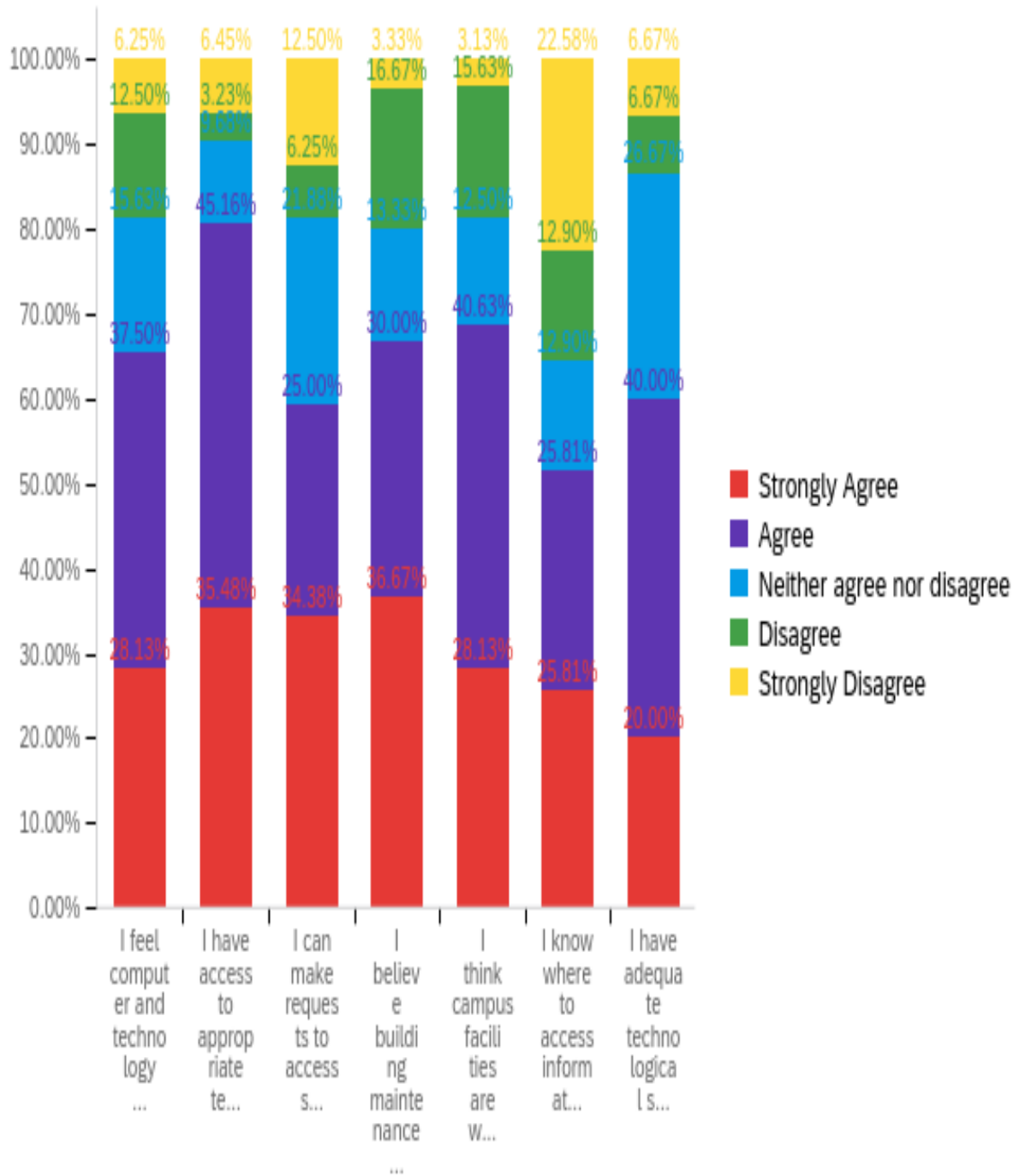
CONTINUED

Question	Strongly Agree		Agree		Neither agree nor disagree		Disagree		Strongly Disagree		Total
I feel there is inclusion in the University.	15.63%	5	31.25%	10	31.25%	10	15.63%	5	6.25%	2	32
My primary university campus is supportive of people of different races, ethnicities, gender and sexual identities, and/or cultural backgrounds.	38.71%	12	29.03%	9	25.81%	8	3.23%	1	3.23%	1	31
I feel campus leaders are committed to promoting a university which values diversity.	25.00%	8	28.13%	9	25.00%	8	9.38%	3	12.50%	4	32
The University is committed to promoting a campus climate that values everyone.	21.88%	7	28.13%	9	25.00%	8	6.25%	2	18.75%	6	32
I have the opportunity to interact among people with disabilities.	25.81%	8	29.03%	9	32.26%	10	0.00%	0	12.90%	4	31

Suggested citation:

 Majek, Aaron (2023). *Spring 2023 (RGC) Campus Environment Survey, SRSU*. Alpine, TX: Sul Ross State University.

Q26 - Part V - Perceptions of University Commitments (Tech Accessibility and Efficiency)
Please indicate your level of agreement/disagreement to the following statements: (all)



Suggested citation:
Majek, Aaron (2023). *Spring 2023 (RGC) Campus Environment Survey, SRSU*. Alpine, TX: Sul Ross State University.

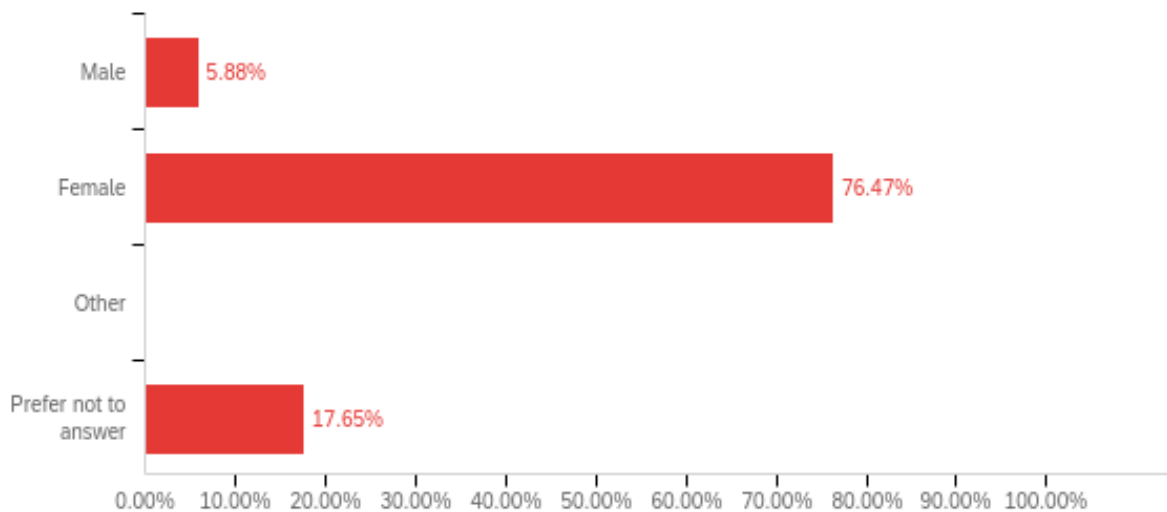
Q26 - Part V - Perceptions of University Commitments (Tech Accessibility and Efficiency)
Please indicate your level of agreement/disagreement to the following statements: (all) –
CONTINUED

Question	Strongly Agree		Agree		Neither agree nor disagree		Disagree		Strongly Disagree		Total
I feel computer and technology issues are resolved efficiently.	28.13%	9	37.50%	12	15.63%	5	12.50%	4	6.25%	2	32
I have access to appropriate technology.	35.48%	11	45.16%	14	9.68%	3	3.23%	1	6.45%	2	31
I can make requests to access specialized technology at the University.	34.38%	11	25.00%	8	21.88%	7	6.25%	2	12.50%	4	32
I believe building maintenance and related repairs regarding campus facilities are resolved efficiently.	36.67%	11	30.00%	9	13.33%	4	16.67%	5	3.33%	1	30
I think campus facilities are well-maintained and easily accessible for all.	28.13%	9	40.63%	13	12.50%	4	15.63%	5	3.13%	1	32
I know where to access information needed for marketing and communication at SRSU	25.81%	8	25.81%	8	12.90%	4	12.90%	4	22.58%	7	31
I have adequate technological support for my distance education class(es)	20.00%	6	40.00%	12	26.67%	8	6.67%	2	6.67%	2	30

SRSU – RGC – Student Section

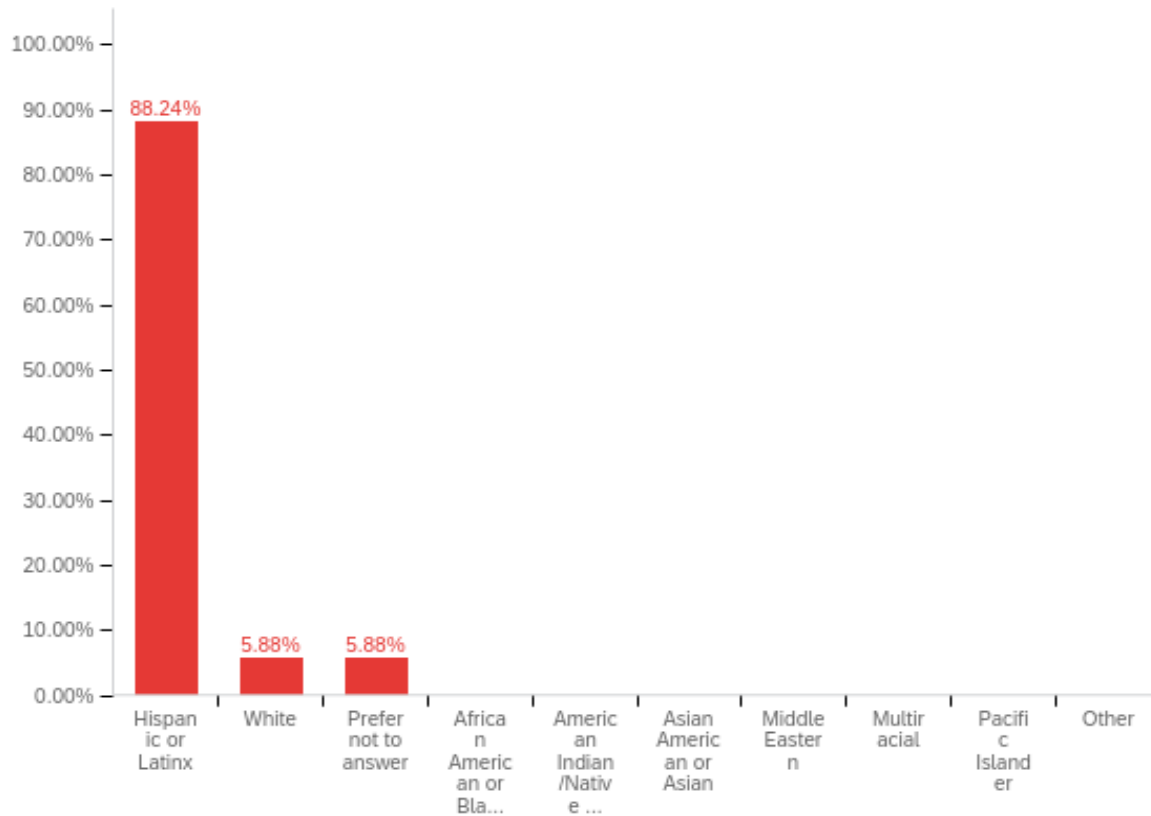
This section of the report contains details on question item responses broken out by only SRSU – RGC Students

Q4 - Gender?



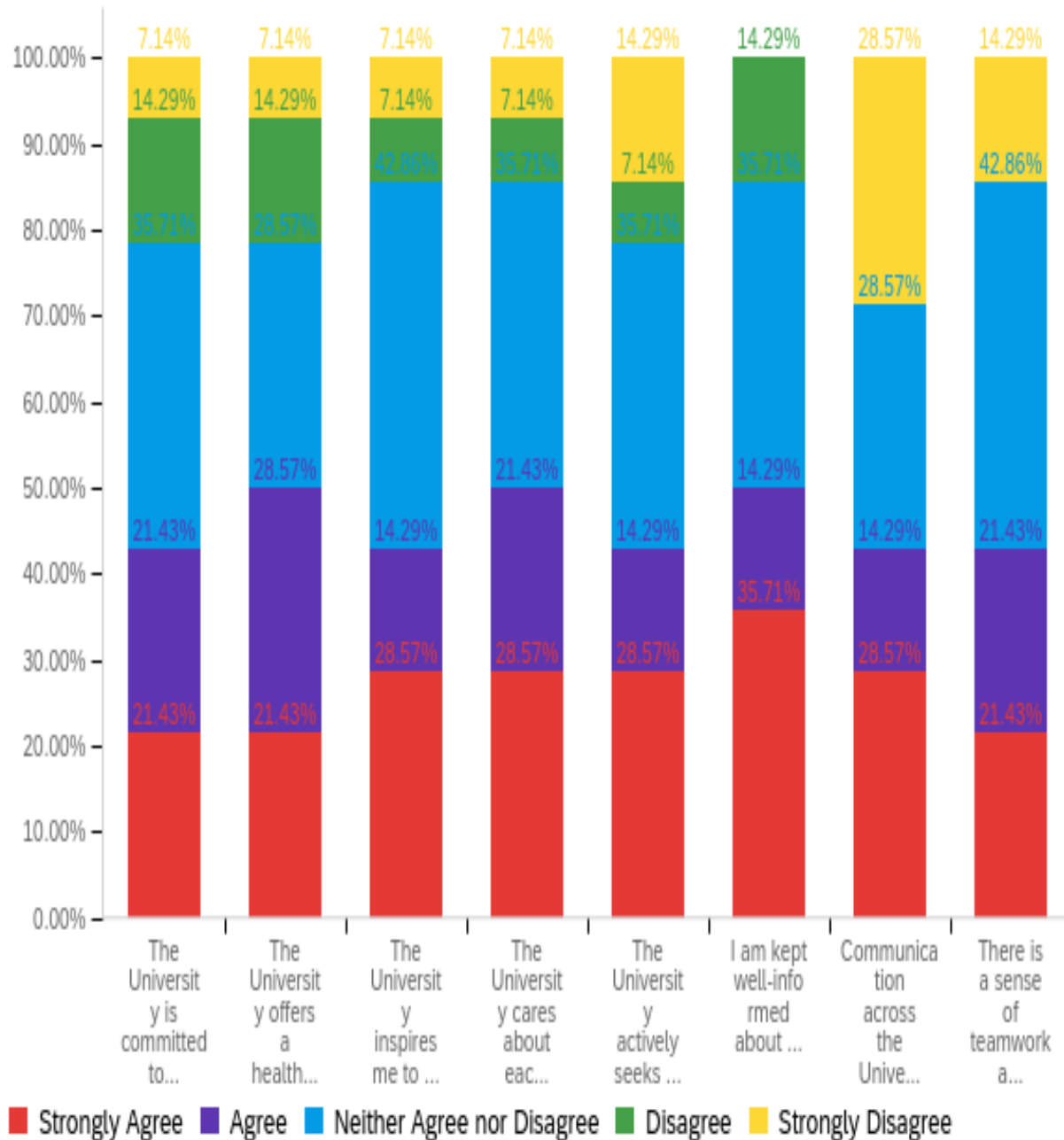
Answer	%	Count
Male	5.88%	1
Female	76.47%	13
Other	0.00%	0
Prefer not to answer	17.65%	3
Total	100%	17

Q5 - Race or Ethnicity



Answer	%	Count
Hispanic or Latinx	88.24%	15
White	5.88%	1
Prefer not to answer	5.88%	1
African American or Black	0.00%	0
American Indian/Native American/First Nations/Alaskan Native	0.00%	0
Asian American or Asian	0.00%	0
Middle Eastern	0.00%	0
Multiracial	0.00%	0
Pacific Islander	0.00%	0
Other	0.00%	0
Total	100%	17

Q23 - Part V - Perceptions of University Commitments (Leadership, Service and Communication) Please indicate your level of agreement/disagreement to the following statements:

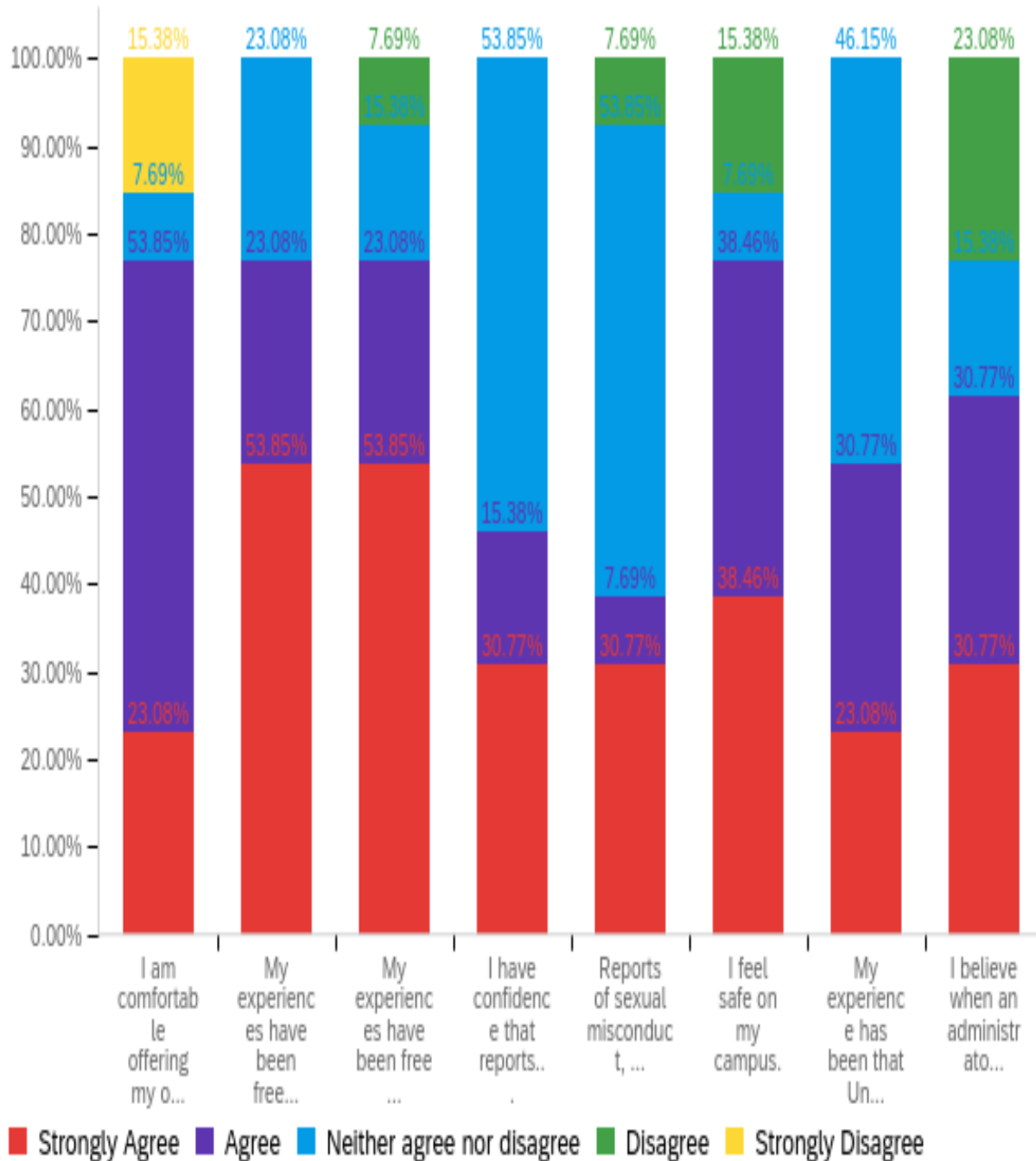


Suggested citation:
Majek, Aaron (2023). *Spring 2023 (RGC) Campus Environment Survey, SRSU*. Alpine, TX: Sul Ross State University.

Q23 - Part V - Perceptions of University Commitments (Leadership, Service and Communication) Please indicate your level of agreement/disagreement to the following statements– CONTINUED

Question	Strongly Agree		Agree		Neither Agree nor Disagree		Disagree		Strongly Disagree		Total
The University is committed to my emotional well-being.	21.43%	3	21.43%	3	35.71%	5	14.29%	2	7.14%	1	14
The University offers a healthy living and learning environment.	21.43%	3	28.57%	4	28.57%	4	14.29%	2	7.14%	1	14
The University inspires me to do my best work.	28.57%	4	14.29%	2	42.86%	6	7.14%	1	7.14%	1	14
The University cares about each member of the SRSU community as a person.	28.57%	4	21.43%	3	35.71%	5	7.14%	1	7.14%	1	14
The University actively seeks my input in decision-making regarding campus matters.	28.57%	4	14.29%	2	35.71%	5	7.14%	1	14.29%	2	14
I am kept well-informed about what is going on at the University.	35.71%	5	14.29%	2	35.71%	5	14.29%	2	0.00%	0	14
Communication across the University is effective.	28.57%	4	14.29%	2	28.57%	4	0.00%	0	28.57%	4	14
There is a sense of teamwork at the University.	21.43%	3	21.43%	3	42.86%	6	0.00%	0	14.29%	2	14

Q24 - Part V - Perceptions of University Commitments (Ethics and Integrity) Please indicate your level of agreement/disagreement to the following statements:



Suggested citation:
Majek, Aaron (2023). *Spring 2023 (RGC) Campus Environment Survey*, SRSU. Alpine, TX: Sul Ross State University.

Q24 - Part V - Perceptions of University Commitments (Ethics and Integrity) Please indicate your level of agreement/disagreement to the following statements: –

CONTINUED

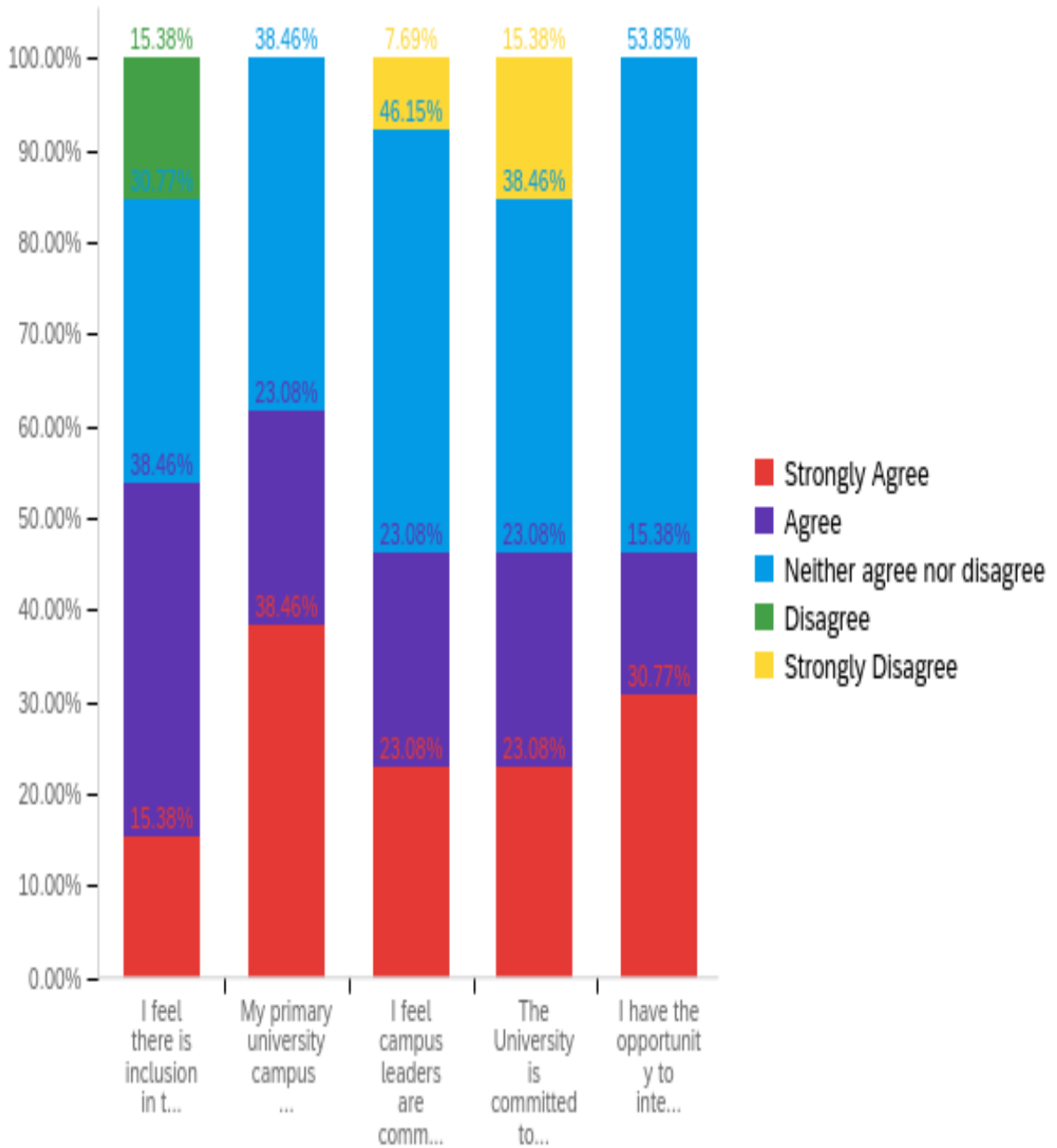
Question	Strongly Agree		Agree		Neither agree nor disagree		Disagree		Strongly Disagree		Total
I am comfortable offering my opinions without fear of consequences.	23.08%	3	53.85%	7	7.69%	1	0.00%	0	15.38%	2	13
My experiences have been free of harassment (definition: conduct that annoys, threatens, alarms, or puts people in fear for safety)	53.85%	7	23.08%	3	23.08%	3	0.00%	0	0.00%	0	13
My experiences have been free of intimidation. (definition: behaviors that may cause a person to fear for injury or harm).	53.85%	7	23.08%	3	15.38%	2	7.69%	1	0.00%	0	13
I have confidence that reports of grievances are taken seriously.	30.77%	4	15.38%	2	53.85%	7	0.00%	0	0.00%	0	13
Reports of sexual misconduct, are taken seriously.	30.77%	4	7.69%	1	53.85%	7	7.69%	1	0.00%	0	13
I feel safe on my campus.	38.46%	5	38.46%	5	7.69%	1	15.38%	2	0.00%	0	13
My experience has been that University policies are applied consistently and fairly.	23.08%	3	30.77%	4	46.15%	6	0.00%	0	0.00%	0	13
I believe when an administrator/supervisor makes a decision, it is based on a reasonable assessment of the issue or problem.	30.77%	4	30.77%	4	15.38%	2	23.08%	3	0.00%	0	13

Suggested citation:

Majek, Aaron (2023). *Spring 2023 (RGC) Campus Environment Survey, SRSU*. Alpine, TX: Sul Ross State University.

Q25 - Part V - Perceptions of University Commitments (Diversity and Inclusiveness)

Please indicate your level of agreement/disagreement to the following statements:



Suggested citation:

Majek, Aaron (2023). *Spring 2023 (RGC) Campus Environment Survey, SRSU*. Alpine, TX: Sul Ross State University.

Q25 - Part V - Perceptions of University Commitments (Diversity and Inclusiveness)

Please indicate your level of agreement/disagreement to the following statements:

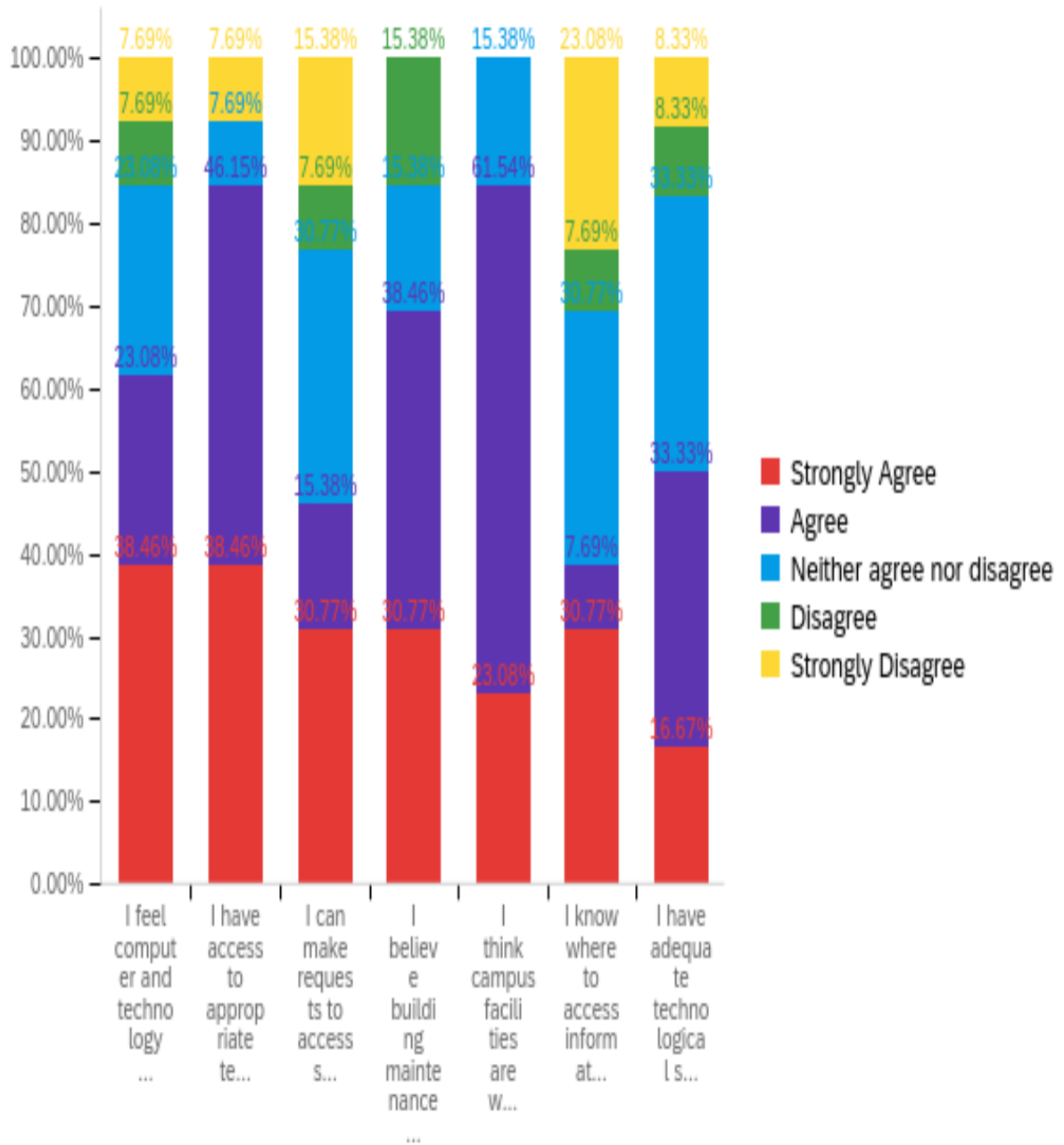
Question	Strongly Agree		Agree		Neither agree nor disagree		Disagree		Strongly Disagree		Total
I feel there is inclusion in the University.	15.38%	2	38.46%	5	30.77%	4	15.38%	2	0.00%	0	13
My primary university campus is supportive of people of different races, ethnicities, gender and sexual identities, and/or cultural backgrounds.	38.46%	5	23.08%	3	38.46%	5	0.00%	0	0.00%	0	13
I feel campus leaders are committed to promoting a university which values diversity.	23.08%	3	23.08%	3	46.15%	6	0.00%	0	7.69%	1	13
The University is committed to promoting a campus climate that values everyone.	23.08%	3	23.08%	3	38.46%	5	0.00%	0	15.38%	2	13
I have the opportunity to interact among people with disabilities.	30.77%	4	15.38%	2	53.85%	7	0.00%	0	0.00%	0	13

Suggested citation:

Majek, Aaron (2023). *Spring 2023 (RGC) Campus Environment Survey*, SRSU. Alpine, TX: Sul Ross State University.

Q26 - Part V - Perceptions of University Commitments (Tech Accessibility and Efficiency)

Please indicate your level of agreement/disagreement to the following statements:



Suggested citation:

Majek, Aaron (2023). *Spring 2023 (RGC) Campus Environment Survey*, SRSU. Alpine, TX: Sul Ross State University.

Q26 - Part V - Perceptions of University Commitments (Tech Accessibility and Efficiency)

Please indicate your level of agreement/disagreement to the following statements:–

CONTINUED

Question	Strongly Agree		Agree		Neither agree nor disagree		Disagree		Strongly Disagree		Total
I feel computer and technology issues are resolved efficiently.	38.46%	5	23.08%	3	23.08%	3	7.69%	1	7.69%	1	13
I have access to appropriate technology.	38.46%	5	46.15%	6	7.69%	1	0.00%	0	7.69%	1	13
I can make requests to access specialized technology at the University.	30.77%	4	15.38%	2	30.77%	4	7.69%	1	15.38%	2	13
I believe building maintenance and related repairs regarding campus facilities are resolved efficiently.	30.77%	4	38.46%	5	15.38%	2	15.38%	2	0.00%	0	13
I think campus facilities are well-maintained and easily accessible for all.	23.08%	3	61.54%	8	15.38%	2	0.00%	0	0.00%	0	13
I know where to access information needed for marketing and communication at SRSU	30.77%	4	7.69%	1	30.77%	4	7.69%	1	23.08%	3	13
I have adequate technological support for my distance education class(es)	16.67%	2	33.33%	4	33.33%	4	8.33%	1	8.33%	1	12

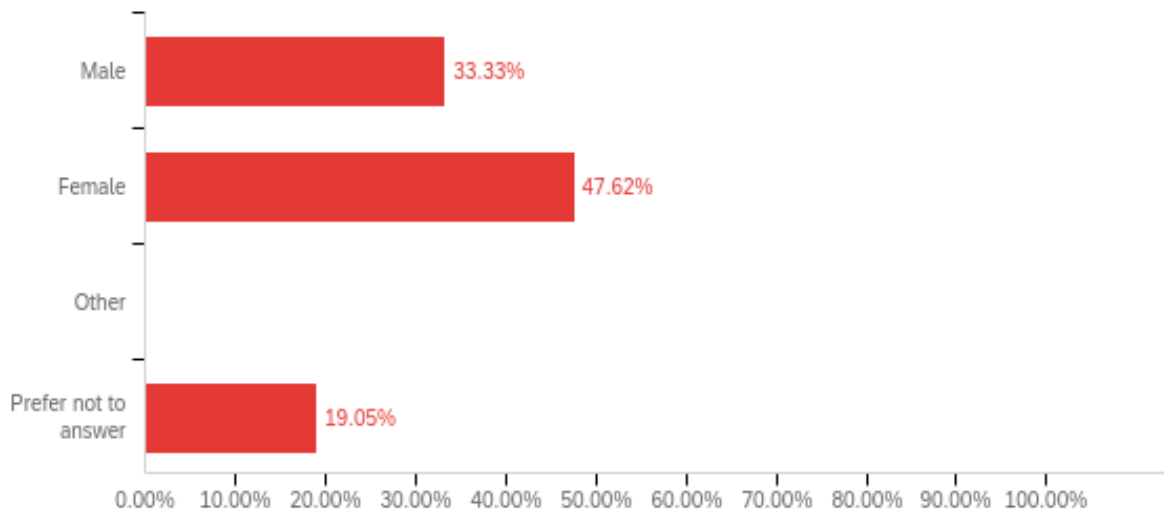
Suggested citation:

 Majek, Aaron (2023). *Spring 2023 (RGC) Campus Environment Survey, SRSU*. Alpine, TX: Sul Ross State University.

SRSU – RGC – Employees/ Faculty Section

This section of the report contains details on question item responses broken out by only SRSU – RGC Employees/ Faculty

Q4 - Gender?

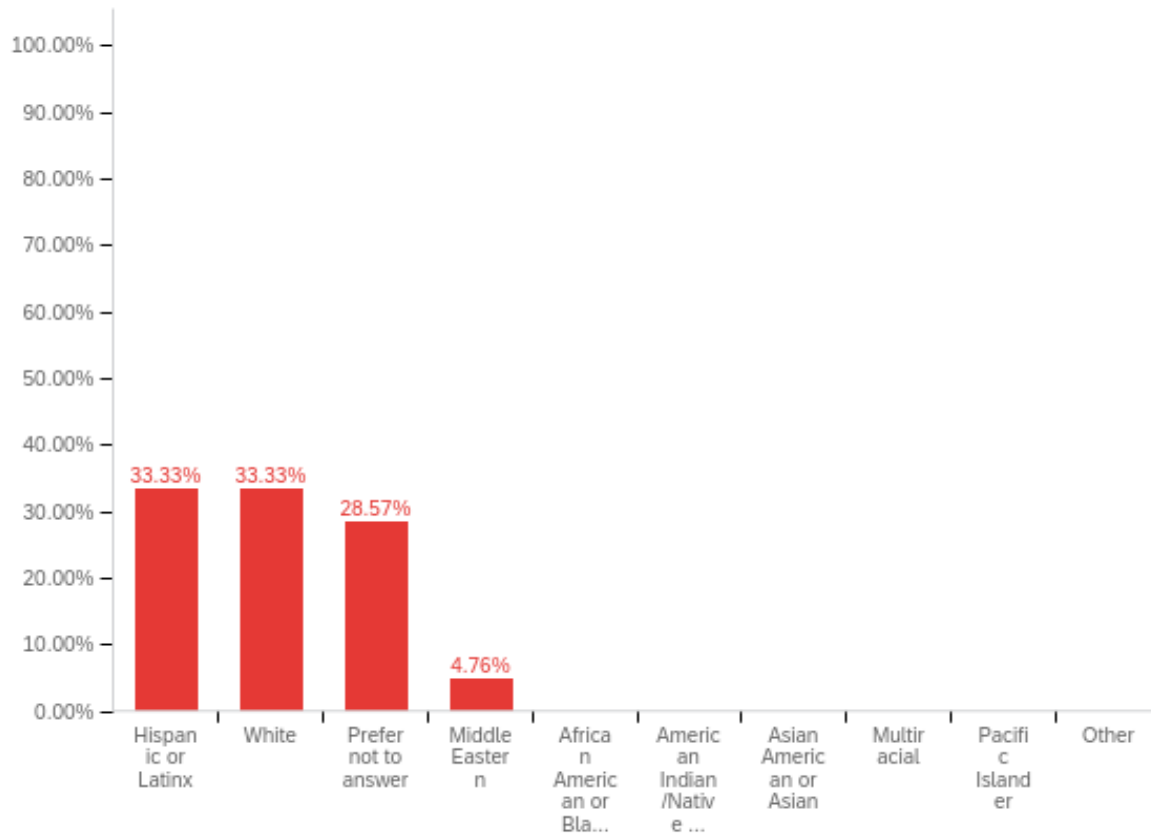


#	Answer	%	Count
1	Male	33.33%	7
2	Female	47.62%	10
3	Other	0.00%	0
4	Prefer not to answer	19.05%	4
	Total	100%	21

Suggested citation:

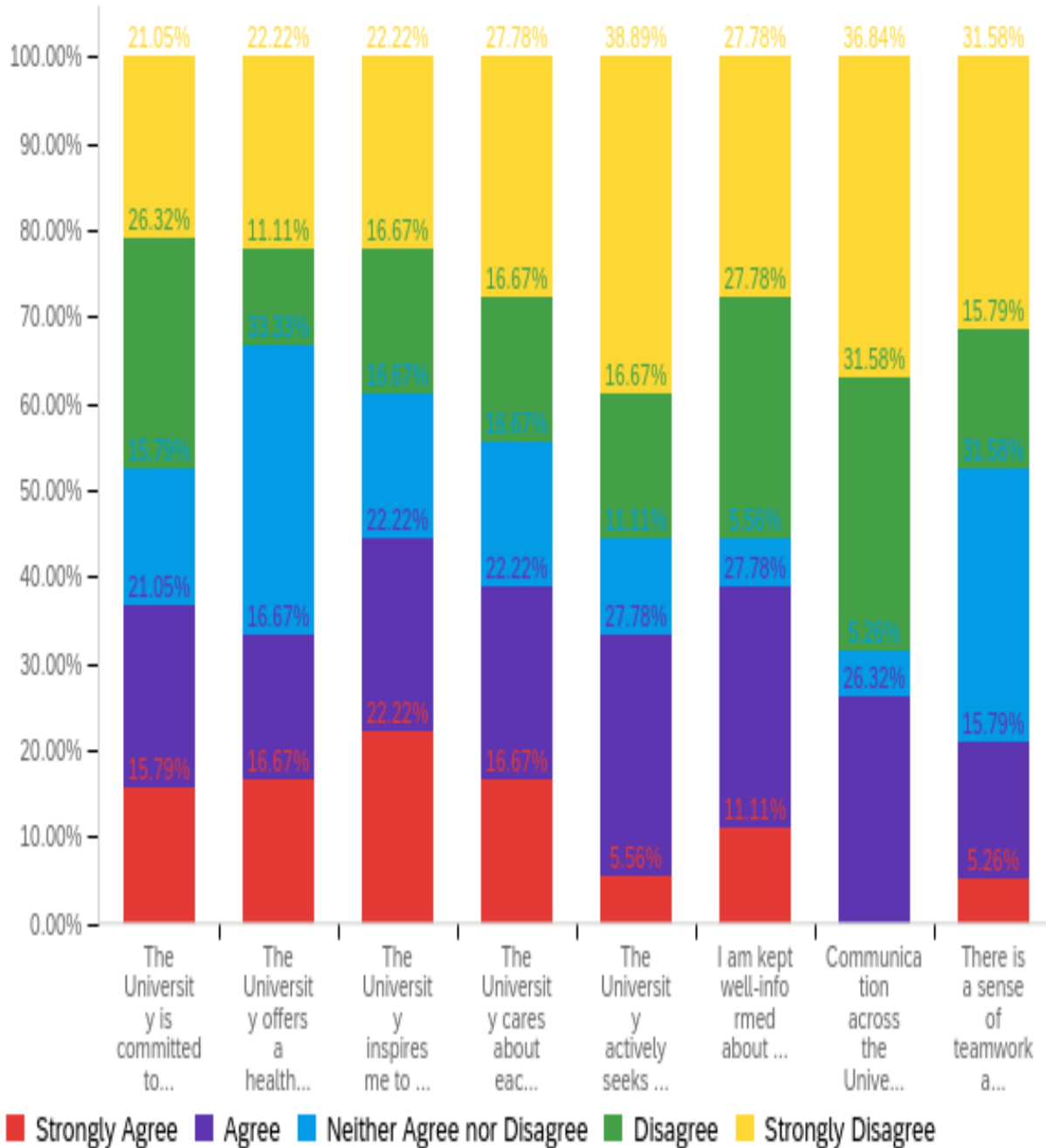
Majek, Aaron (2023). *Spring 2023 (RGC) Campus Environment Survey, SRSU*. Alpine, TX: Sul Ross State University.

Q5 - Race or Ethnicity



Answer	%	Count
Hispanic or Latinx	33.33%	7
White	33.33%	7
Prefer not to answer	28.57%	6
Middle Eastern	4.76%	1
African American or Black	0.00%	0
American Indian/Native American/First Nations/Alaskan Native	0.00%	0
Asian American or Asian	0.00%	0
Multiracial	0.00%	0
Pacific Islander	0.00%	0
Other	0.00%	0
Total	100%	21

Q23 - Part V - Perceptions of University Commitments (Leadership, Service and Communication) Please indicate your level of agreement/disagreement to the following statements:



Suggested citation:
Majek, Aaron (2023). *Spring 2023 (RGC) Campus Environment Survey*, SRSU. Alpine, TX: Sul Ross State University.

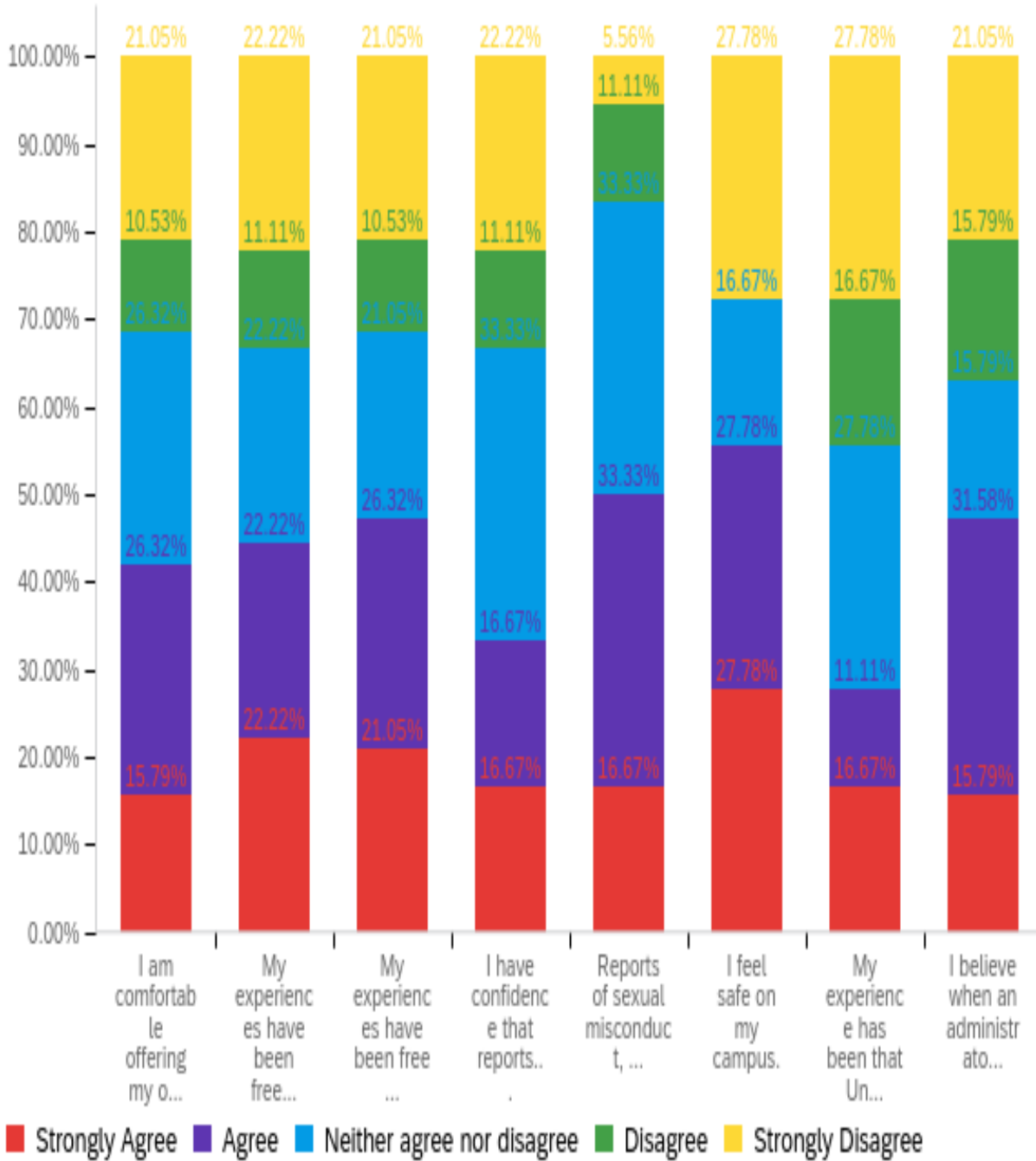
Q23 - Part V - Perceptions of University Commitments (Leadership, Service and Communication) Please indicate your level of agreement/disagreement to the following statements: - CONTINUED

#	Question	Strongly Agree		Agree		Neither Agree nor Disagree		Disagree		Strongly Disagree		Total
1	The University is committed to my emotional well-being.	15.79%	3	21.05%	4	15.79%	3	26.32%	5	21.05%	4	19
2	The University offers a healthy living and learning environment.	16.67%	3	16.67%	3	33.33%	6	11.11%	2	22.22%	4	18
3	The University inspires me to do my best work.	22.22%	4	22.22%	4	16.67%	3	16.67%	3	22.22%	4	18
4	The University cares about each member of the SRSU community as a person.	16.67%	3	22.22%	4	16.67%	3	16.67%	3	27.78%	5	18
5	The University actively seeks my input in decision-making regarding campus matters.	5.56%	1	27.78%	5	11.11%	2	16.67%	3	38.89%	7	18
6	I am kept well-informed about what is going on at the University.	11.11%	2	27.78%	5	5.56%	1	27.78%	5	27.78%	5	18
7	Communication across the University is effective.	0.00%	0	26.32%	5	5.26%	1	31.58%	6	36.84%	7	19
8	There is a sense of teamwork at the University.	5.26%	1	15.79%	3	31.58%	6	15.79%	3	31.58%	6	19

Suggested citation:

Majek, Aaron (2023). *Spring 2023 (RGC) Campus Environment Survey, SRSU*. Alpine, TX: Sul Ross State University.

Q24 - Part V - Perceptions of University Commitments (Ethics and Integrity) Please indicate your level of agreement/disagreement to the following statements:



Suggested citation:
Majek, Aaron (2023). *Spring 2023 (RGC) Campus Environment Survey, SRSU*. Alpine, TX: Sul Ross State University.

Q24 - Part V - Perceptions of University Commitments (Ethics and Integrity) Please indicate your level of agreement/disagreement to the following statements: -

CONTINUED

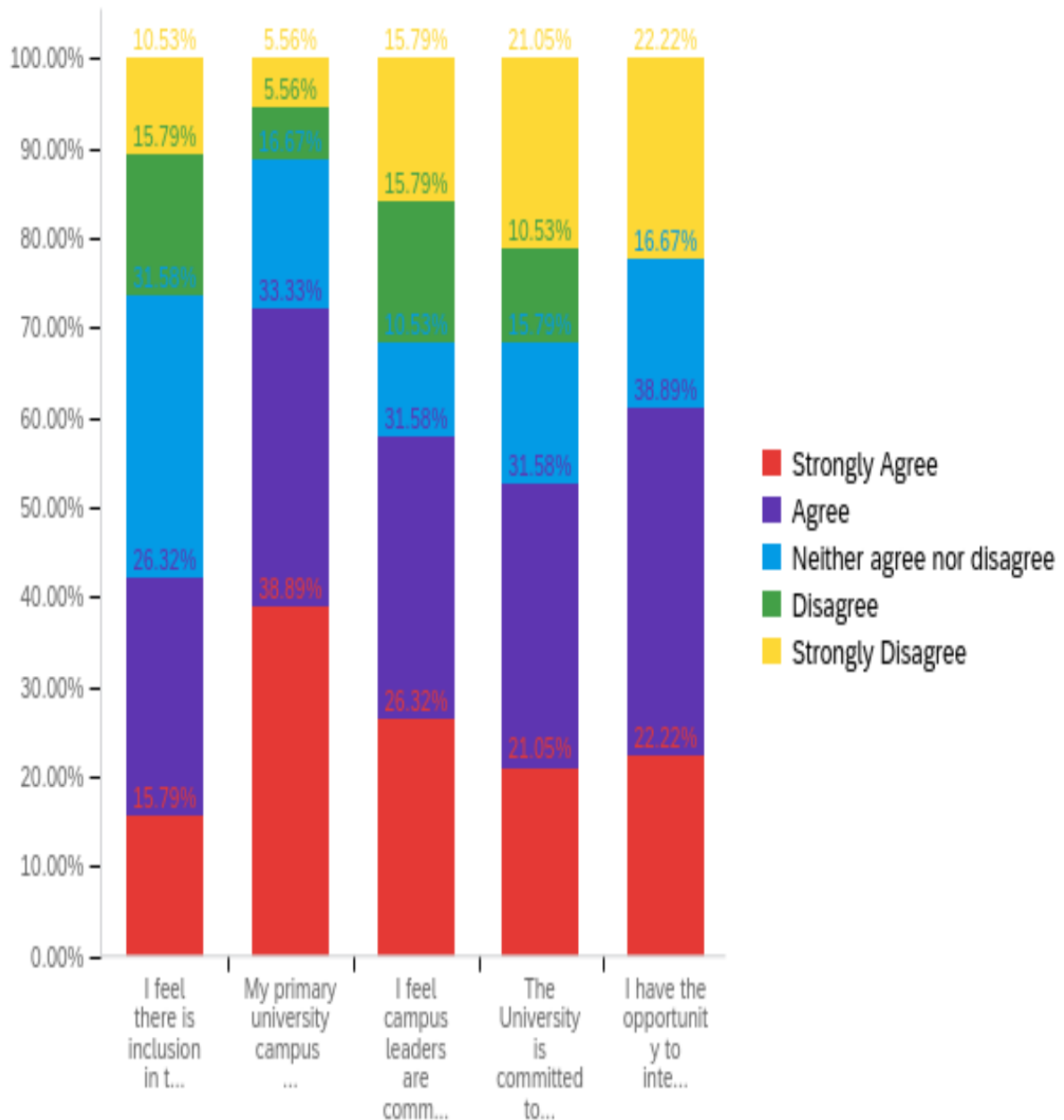
#	Question	Strongly Agree	Agree	Neither agree nor disagree	Disagree	Strongly Disagree	Total
1	I am comfortable offering my opinions without fear of consequences.	15.79% 3	26.32% 5	26.32% 5	10.53% 2	21.05% 4	19
2	My experiences have been free of harassment (definition: conduct that annoys, threatens, alarms, or puts people in fear for safety)	22.22% 4	22.22% 4	22.22% 4	11.11% 2	22.22% 4	18
3	My experiences have been free of intimidation. (definition: behaviors that may cause a person to fear for injury or harm).	21.05% 4	26.32% 5	21.05% 4	10.53% 2	21.05% 4	19
4	I have confidence that reports of grievances are taken seriously.	16.67% 3	16.67% 3	33.33% 6	11.11% 2	22.22% 4	18
5	Reports of sexual misconduct, are taken seriously.	16.67% 3	33.33% 6	33.33% 6	11.11% 2	5.56% 1	18
6	I feel safe on my campus.	27.78% 5	27.78% 5	16.67% 3	0.00% 0	27.78% 5	18
7	My experience has been that University policies are applied consistently and fairly.	16.67% 3	11.11% 2	27.78% 5	16.67% 3	27.78% 5	18
8	I believe when an administrator/supervisor makes a decision, it is based on a reasonable assessment of the issue or problem.	15.79% 3	31.58% 6	15.79% 3	15.79% 3	21.05% 4	19

Suggested citation:

Majek, Aaron (2023). *Spring 2023 (RGC) Campus Environment Survey, SRSU*. Alpine, TX: Sul Ross State University.

Q25 - Part V - Perceptions of University Commitments (Diversity and Inclusiveness)

Please indicate your level of agreement/disagreement to the following statements:



Suggested citation:

Majek, Aaron (2023). *Spring 2023 (RGC) Campus Environment Survey*, SRSU. Alpine, TX: Sul Ross State University.

Q25 - Part V - Perceptions of University Commitments (Diversity and Inclusiveness)

Please indicate your level of agreement/disagreement to the following statements: -

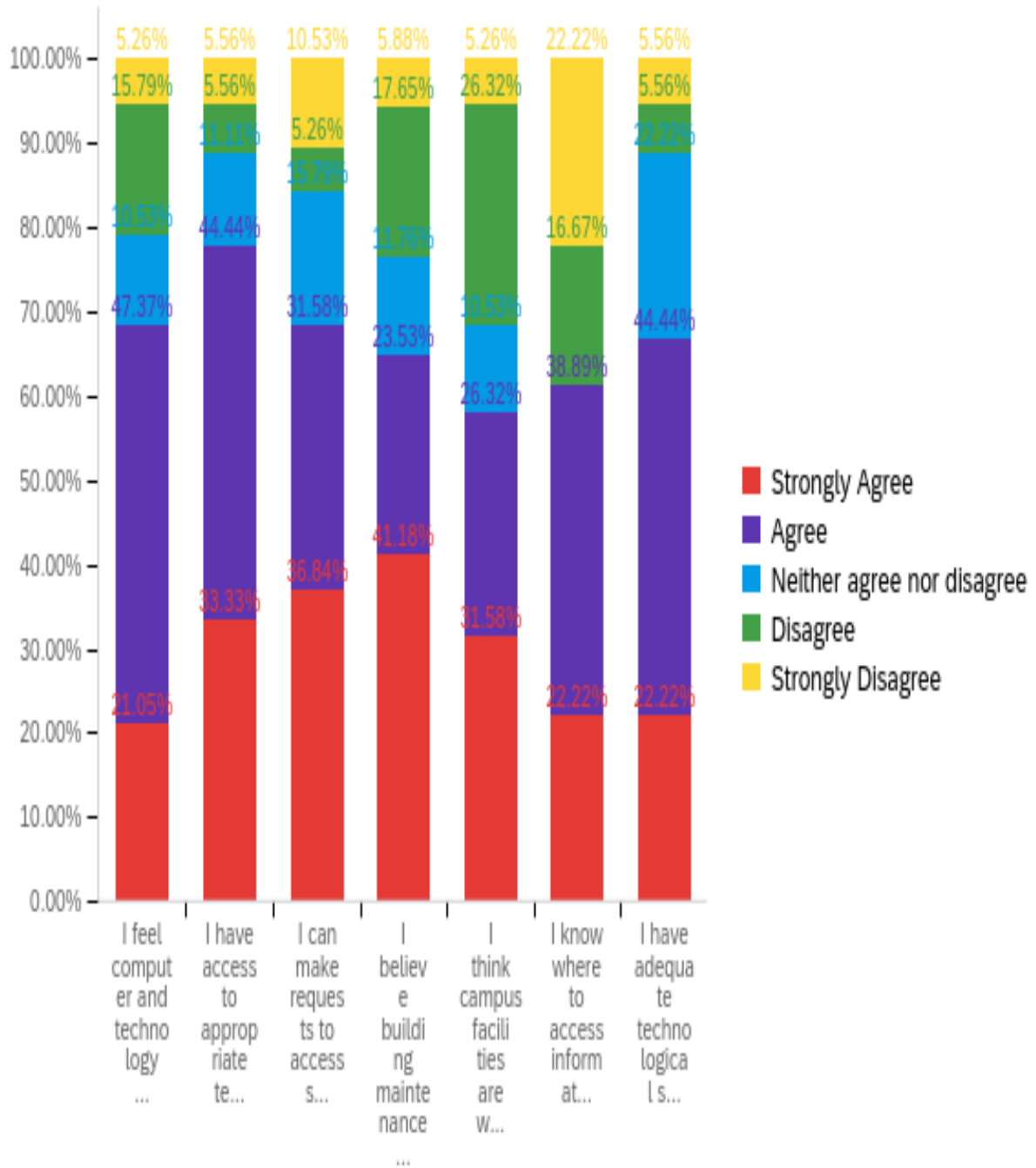
CONTINUED

#	Question	Strongly Agree		Agree		Neither agree nor disagree		Disagree		Strongly Disagree		Total
1	I feel there is inclusion in the University.	15.79%	3	26.32%	5	31.58%	6	15.79%	3	10.53%	2	19
2	My primary university campus is supportive of people of different races, ethnicities, gender and sexual identities, and/or cultural backgrounds.	38.89%	7	33.33%	6	16.67%	3	5.56%	1	5.56%	1	18
3	I feel campus leaders are committed to promoting a university which values diversity.	26.32%	5	31.58%	6	10.53%	2	15.79%	3	15.79%	3	19
4	The University is committed to promoting a campus climate that values everyone.	21.05%	4	31.58%	6	15.79%	3	10.53%	2	21.05%	4	19
5	I have the opportunity to interact among people with disabilities.	22.22%	4	38.89%	7	16.67%	3	0.00%	0	22.22%	4	18

Suggested citation:

 Majek, Aaron (2023). *Spring 2023 (RGC) Campus Environment Survey*, SRSU. Alpine, TX: Sul Ross State University.

Q26 - Part V - Perceptions of University Commitments (Tech Accessibility and Efficiency)
Please indicate your level of agreement/disagreement to the following statements: (all)



Suggested citation:
Majek, Aaron (2023). *Spring 2023 (RGC) Campus Environment Survey*, SRSU. Alpine, TX: Sul Ross State University.

Q26 - Part V - Perceptions of University Commitments (Tech Accessibility and Efficiency)

Please indicate your level of agreement/disagreement to the following statements:

CONTINUED

#	Question	Strongly Agree	Agree	Neither agree nor disagree	Disagree	Strongly Disagree	Total					
1	I feel computer and technology issues are resolved efficiently.	21.05%	4	47.37%	9	10.53%	2	15.79%	3	5.26%	1	19
2	I have access to appropriate technology.	33.33%	6	44.44%	8	11.11%	2	5.56%	1	5.56%	1	18
3	I can make requests to access specialized technology at the University.	36.84%	7	31.58%	6	15.79%	3	5.26%	1	10.53%	2	19
4	I believe building maintenance and related repairs regarding campus facilities are resolved efficiently.	41.18%	7	23.53%	4	11.76%	2	17.65%	3	5.88%	1	17
5	I think campus facilities are well-maintained and easily accessible for all.	31.58%	6	26.32%	5	10.53%	2	26.32%	5	5.26%	1	19
6	I know where to access information needed for marketing and communication at SRSU	22.22%	4	38.89%	7	0.00%	0	16.67%	3	22.22%	4	18
7	I have adequate technological support for my distance education class(es)	22.22%	4	44.44%	8	22.22%	4	5.56%	1	5.56%	1	18

Suggested citation:

 Majek, Aaron (2023). *Spring 2023 (RGC) Campus Environment Survey, SRSU*. Alpine, TX: Sul Ross State University.