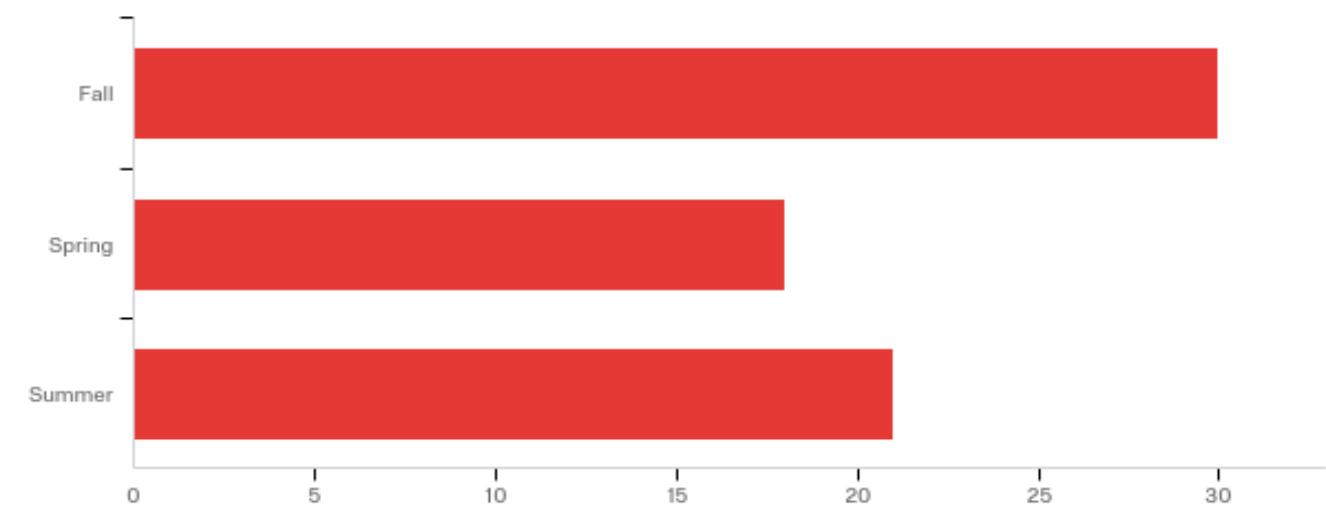


Master's Graduating Student Survey SRSU (Scantron)

Spring 2015 - ALP Master's Graduating Student Survey

May 10th 2017, 8:35 am MDT

Semester you first enrolled in graduate school



#	Answer	%	Count
1	Fall	43.48%	30
2	Spring	26.09%	18
3	Summer	30.43%	21
	Total	100%	69

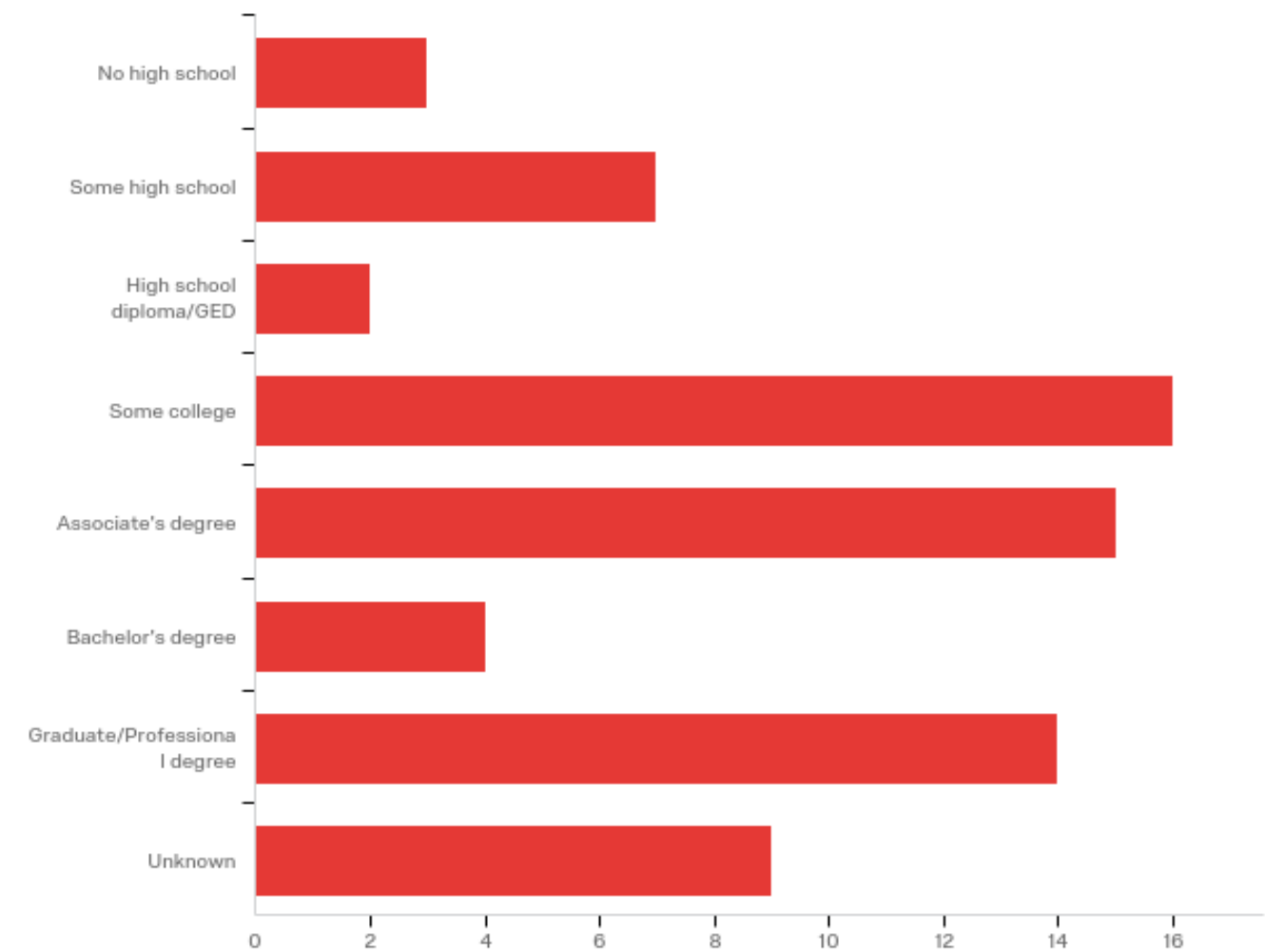
Year you first enrolled in graduate school



Semester you expect to graduate from SRSU with your current degree

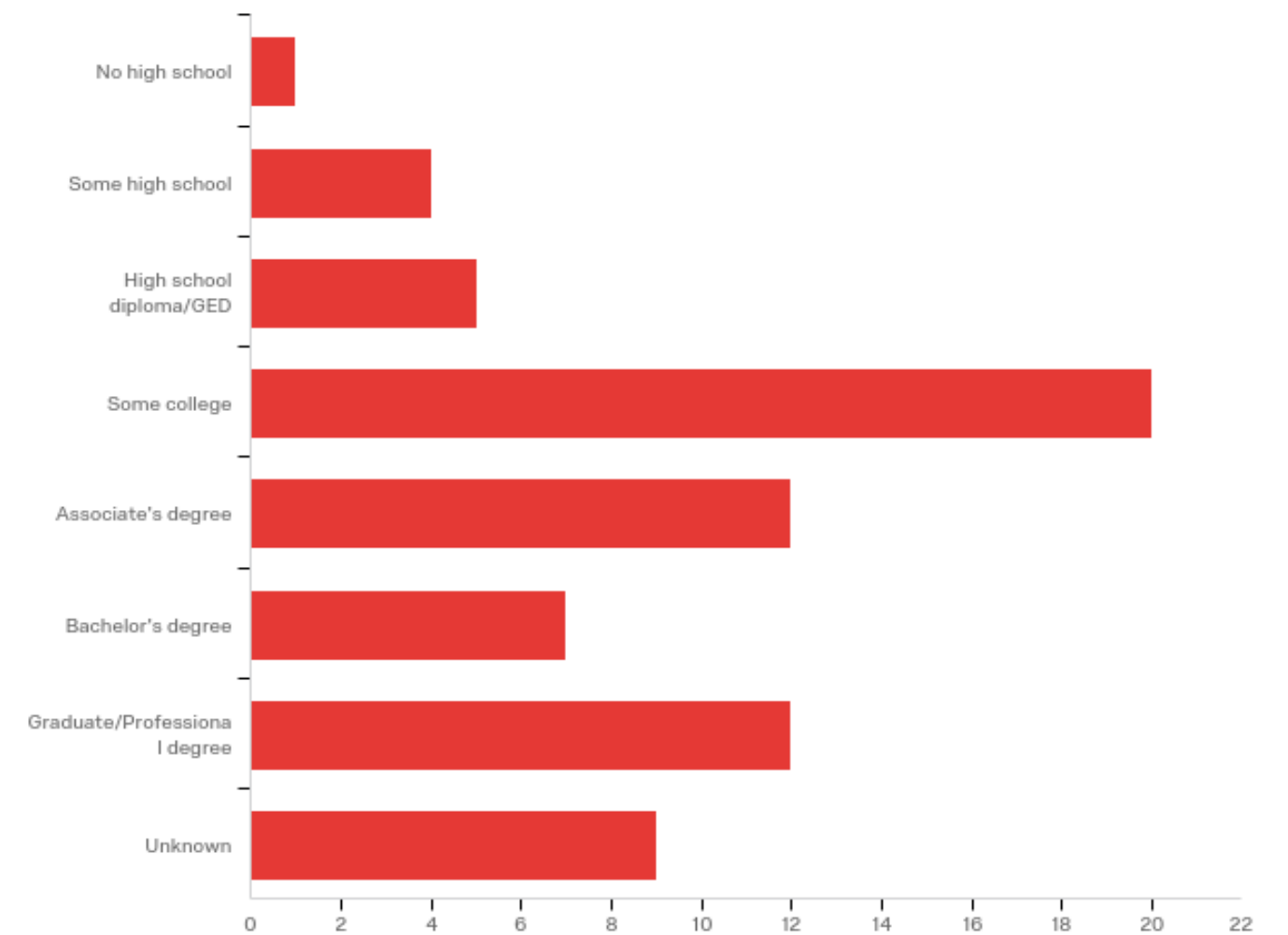
#	Answer	%	Count
1	Fall	0.00%	0
	Total	100%	71

My father's highest level of education is



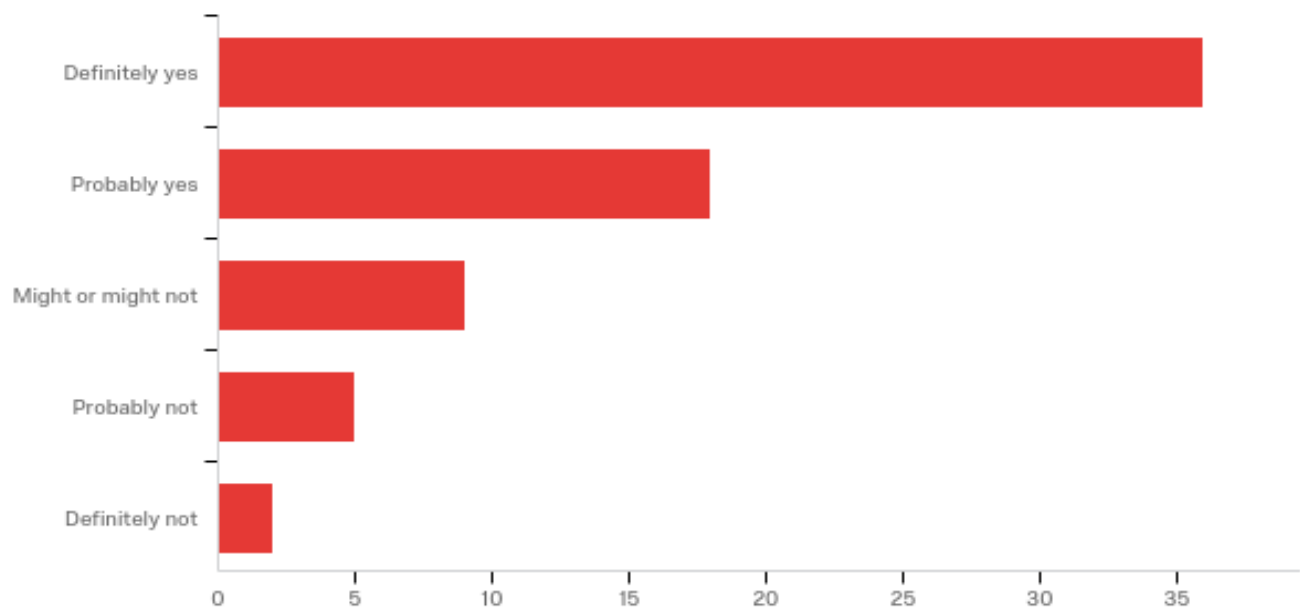
#	Answer	%	Count
0	No high school	4%	3
1	Some high school	10%	7
2	High school diploma/GED	3%	2
3	Some college	23%	16
4	Associate's degree	21%	15
5	Bachelor's degree	6%	4
6	Graduate/Professional degree	20%	14
7	Unknown	13%	9
	Total	100%	70

My mother's highest level of education is



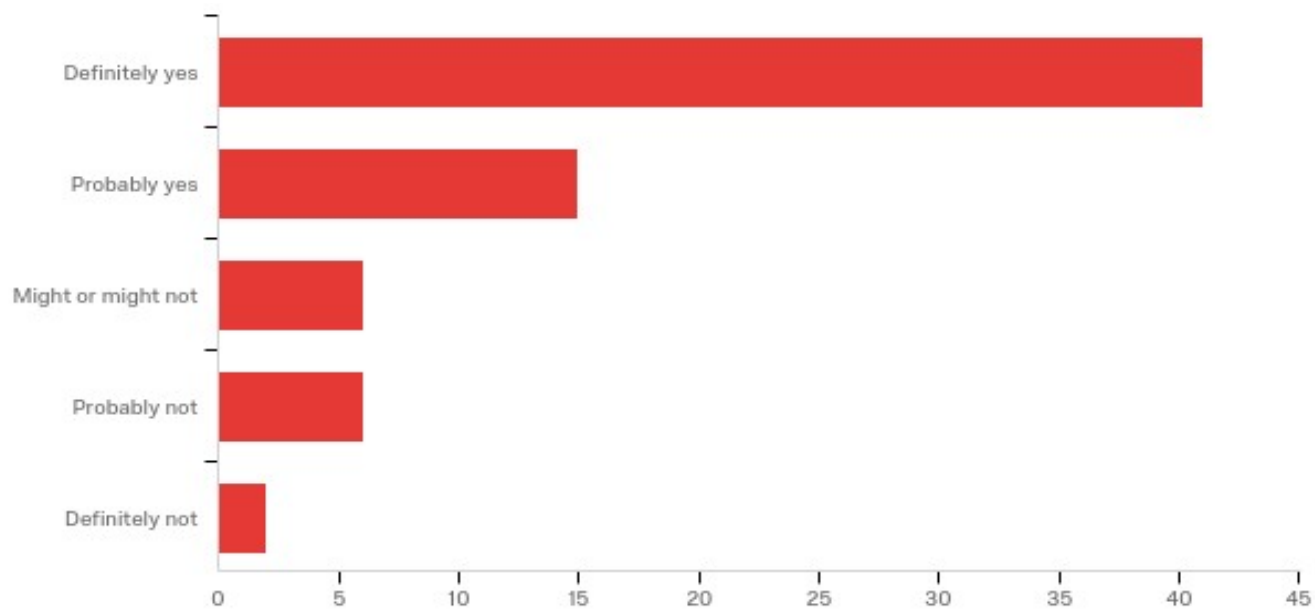
#	Answer	%	Count
3	Some college	29%	20
4	Associate's degree	17%	12
6	Graduate/Professional degree	17%	12
7	Unknown	13%	9
5	Bachelor's degree	10%	7
2	High school diploma/GED	7%	5
1	Some high school	6%	4
0	No high school	1%	1
	Total	100%	70

Q6 - If you could start college over, would you choose to attend SRSU?



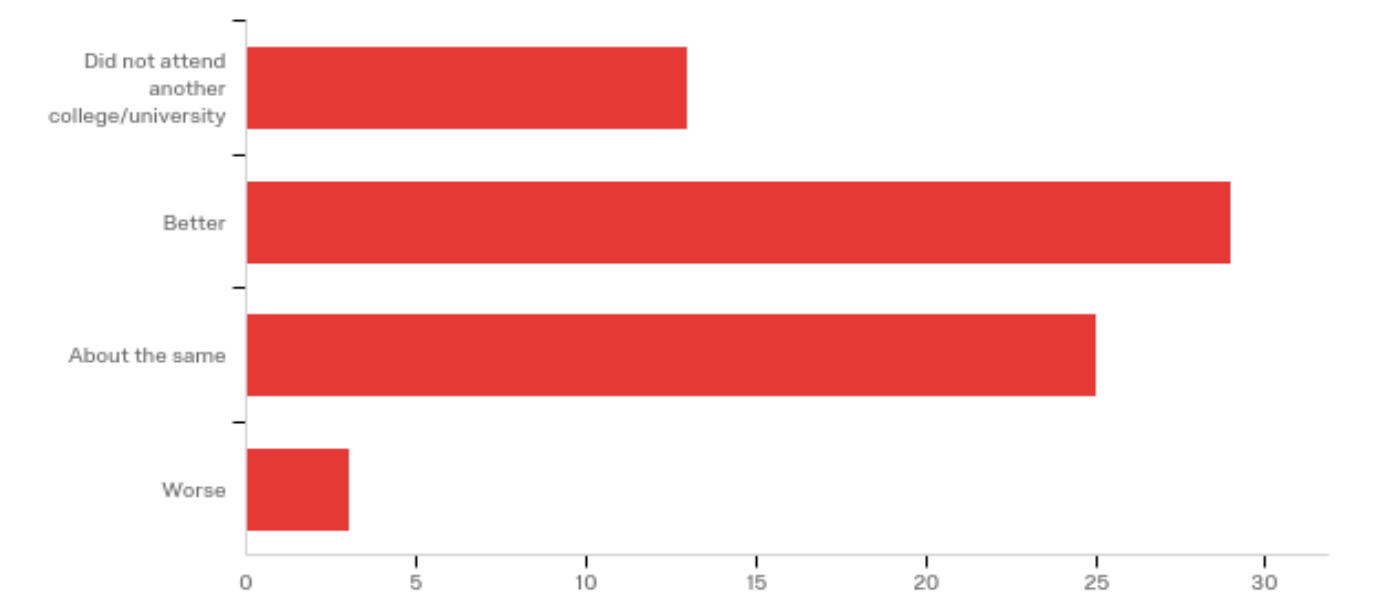
#	Answer	%	Count
4	Definitely yes	51%	36
3	Probably yes	26%	18
2	Might or might not	13%	9
1	Probably not	7%	5
0	Definitely not	3%	2
	Total	100%	70

If you could start college over, would you choose to graduate with the same major?



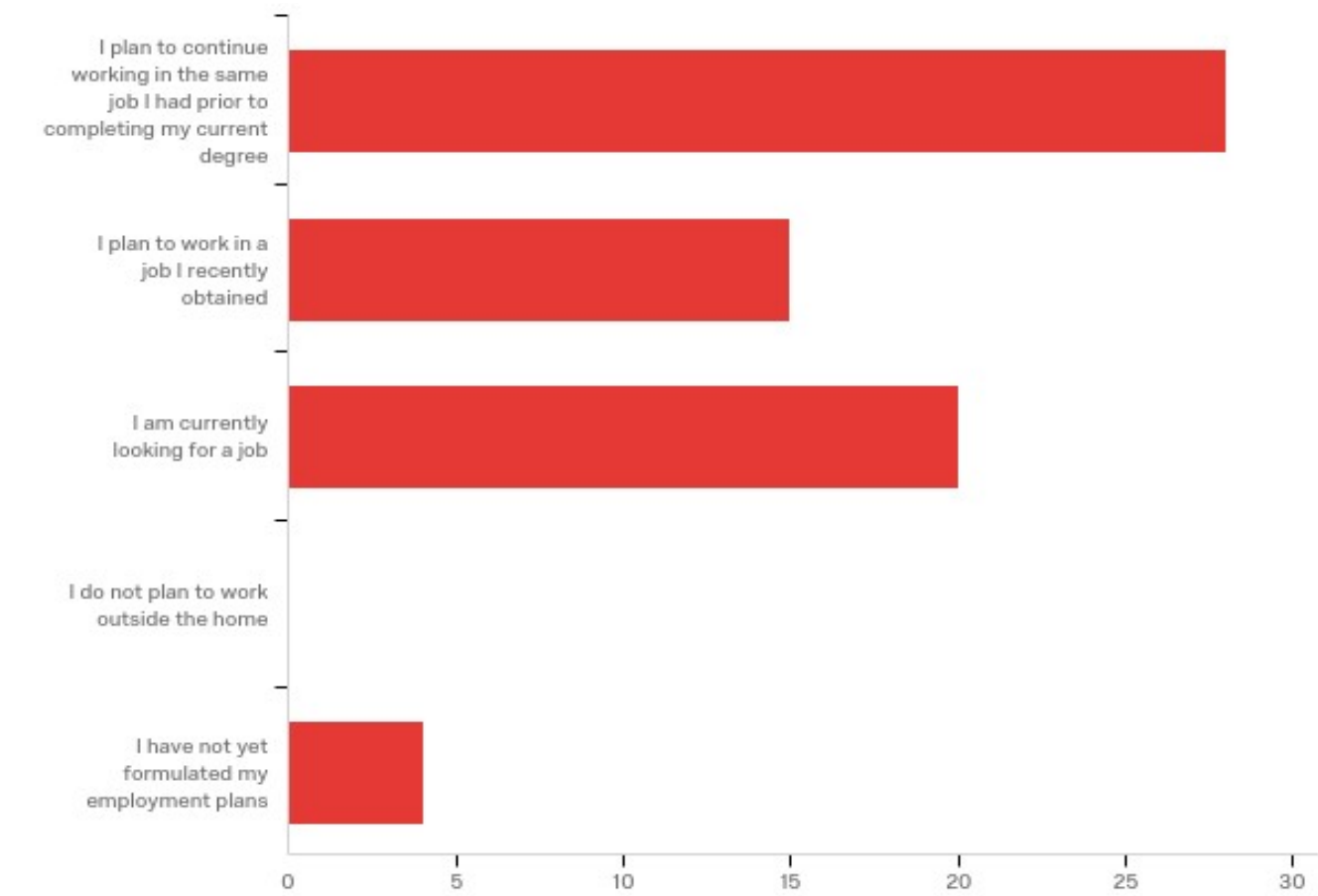
#	Answer	%	Count
4	Definitely yes	59%	41
3	Probably yes	21%	15
2	Might or might not	9%	6
1	Probably not	9%	6
0	Definitely not	3%	2
	Total	100%	70

How would you compare the quality of education provided at SRSU with that of other colleges/universities?



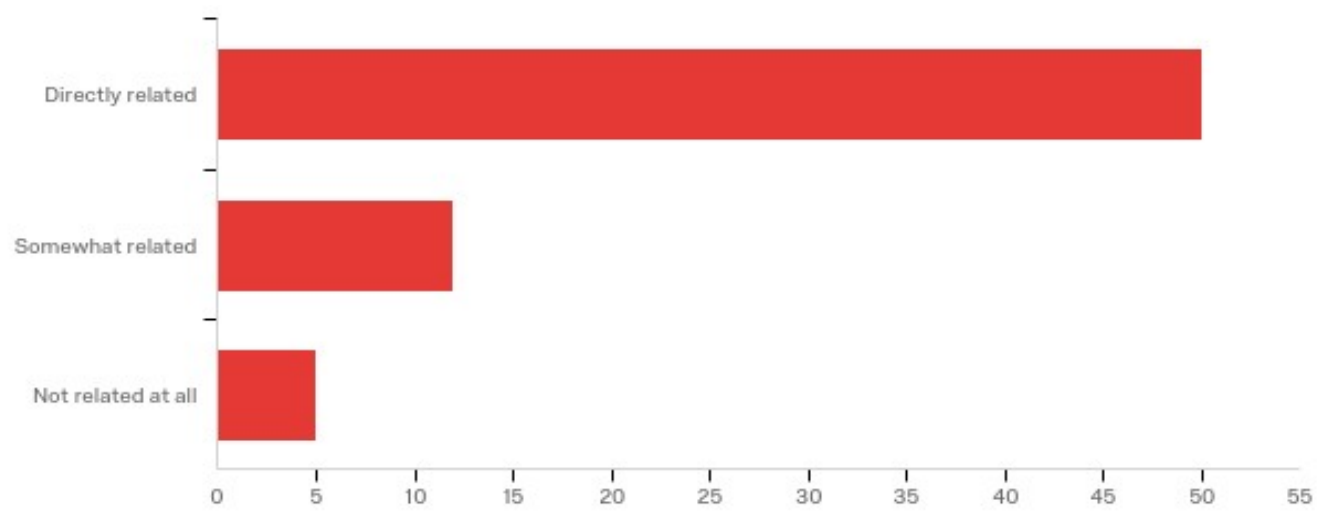
#	Answer	%	Count
0	Did not attend another college/university	19%	13
3	Better	41%	29
2	About the same	36%	25
1	Worse	4%	3
	Total	100%	70

What are your current employment plans?



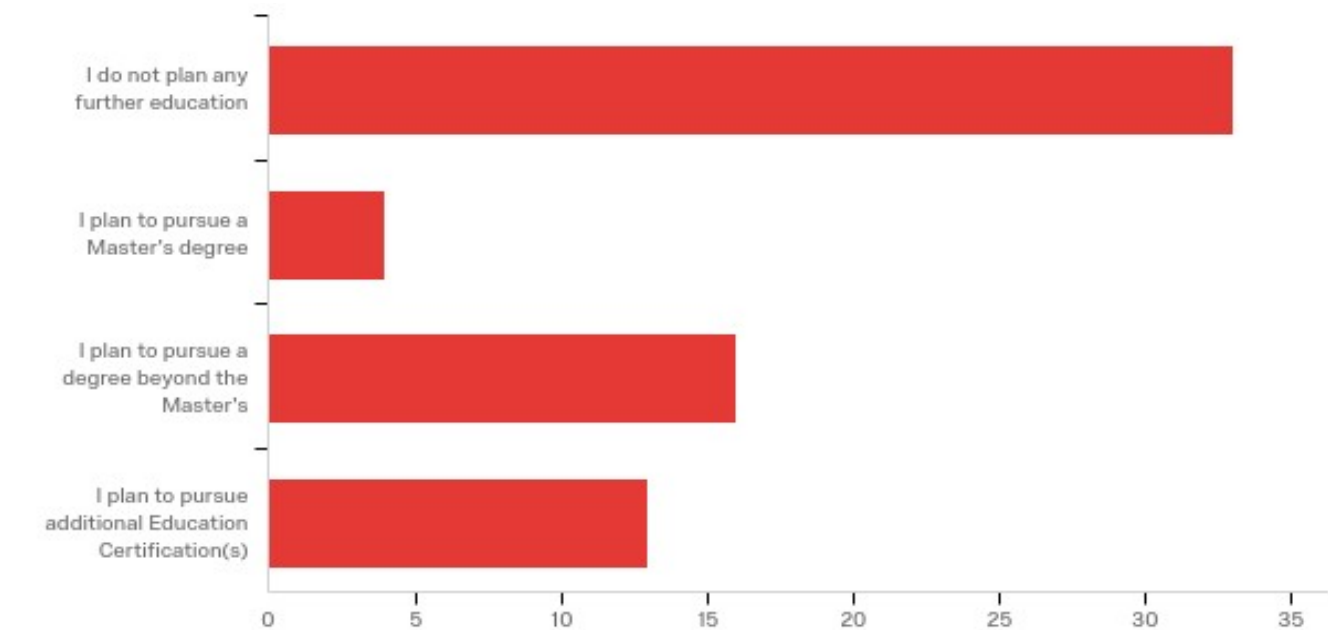
#	Answer	%	Count
5	I plan to continue working in the same job I had prior to completing my current degree	42%	28
4	I plan to work in a job I recently obtained	22%	15
3	I am currently looking for a job	30%	20
2	I do not plan to work outside the home	0%	0
1	I have not yet formulated my employment plans	6%	4
	Total	100%	67

If you currently have or will be starting a new job, to what extent is it related to your major or area of study at SRSU?



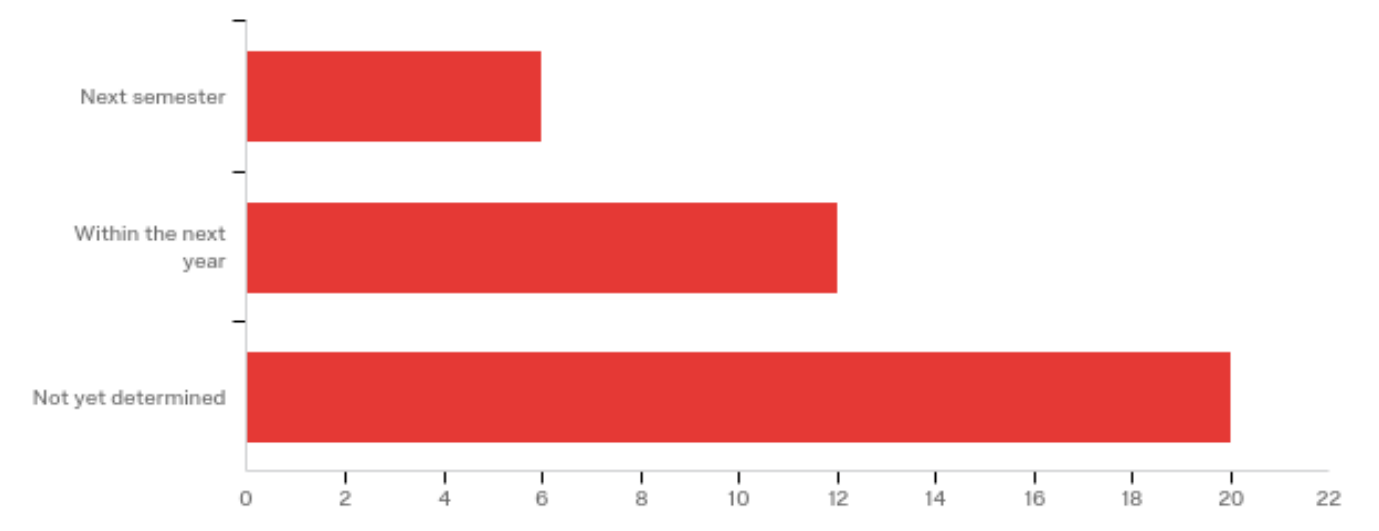
#	Answer	%	Count
3	Directly related	75%	50
2	Somewhat related	18%	12
1	Not related at all	7%	5
	Total	100%	67

What plans do you have at this time for further formal education?



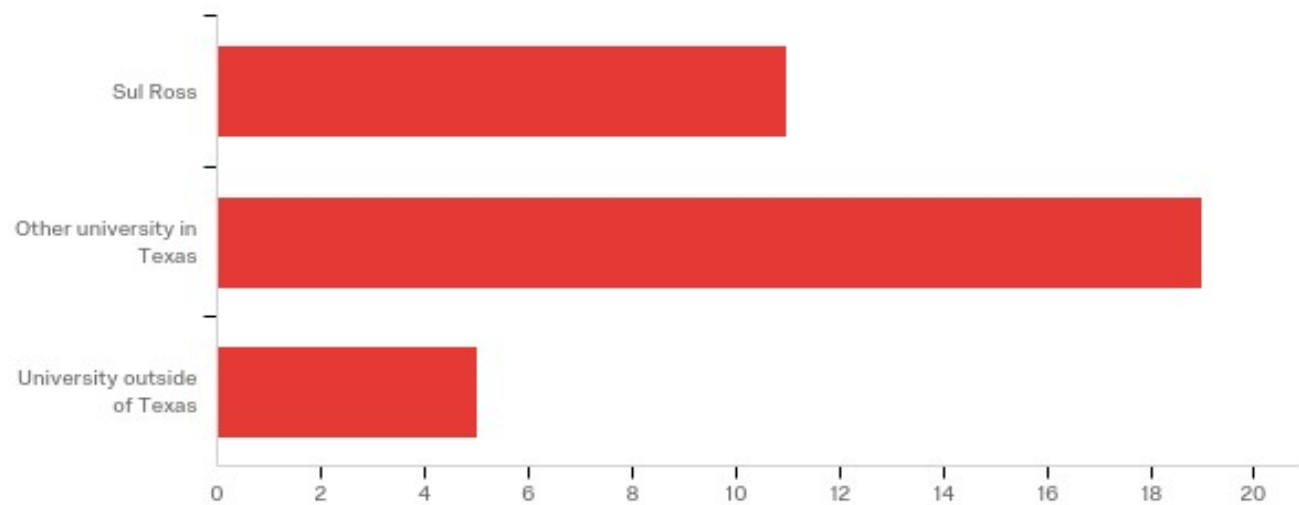
#	Answer	%	Count
1	I do not plan any further education	50%	33
2	I plan to pursue a Master's degree	6%	4
3	I plan to pursue a degree beyond the Master's	24%	16
4	I plan to pursue additional Education Certification(s)	20%	13
	Total	100%	66

If you plan to pursue further formal education, how soon do you plan to pursue this additional education?



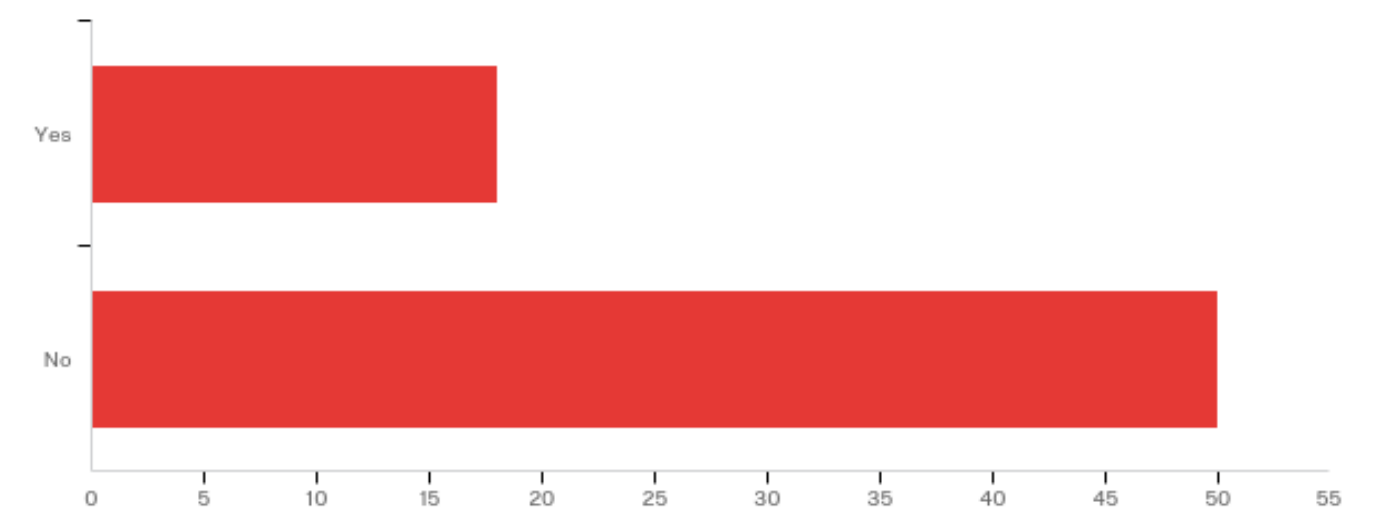
#	Answer	%	Count
1	Next semester	16%	6
2	Within the next year	32%	12
0	Not yet determined	53%	20
	Total	100%	38

If you plan to pursue further formal education, where are you most likely to enroll?



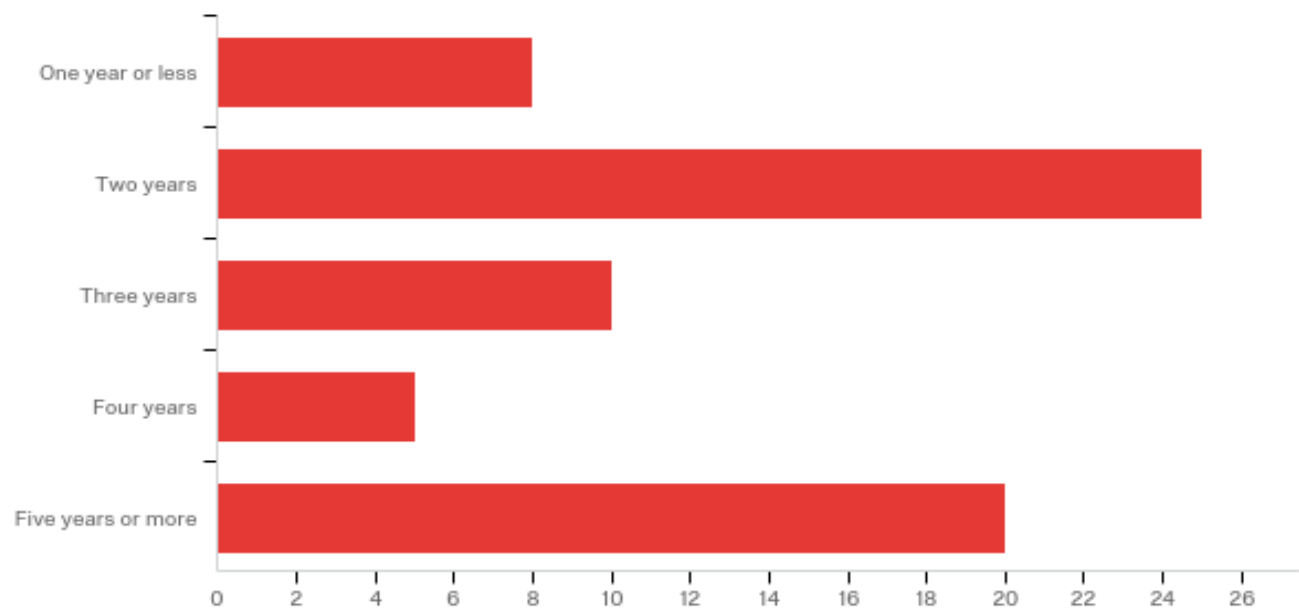
#	Answer	%	Count
1	Sul Ross	31%	11
2	Other university in Texas	54%	19
3	University outside of Texas	14%	5
	Total	100%	35

Has any other member of your family graduated from SRSU? (sibling, parent, grandparent, aunt, uncle)



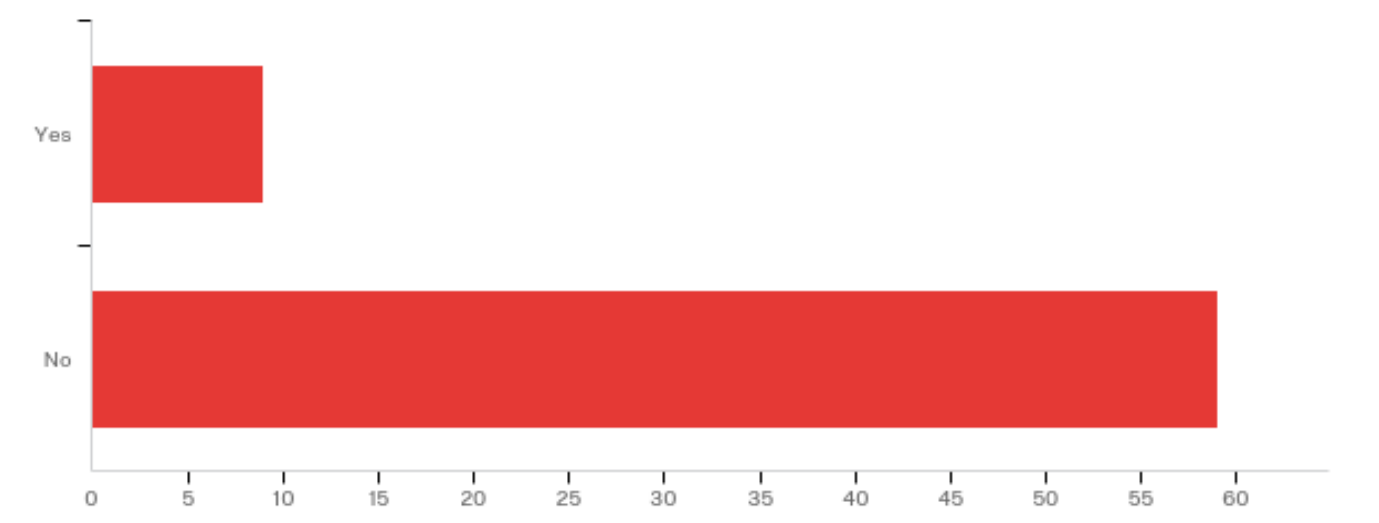
#	Answer	%	Count
1	Yes	26%	18
0	No	74%	50
	Total	100%	68

How long have you been a student at SRSU?



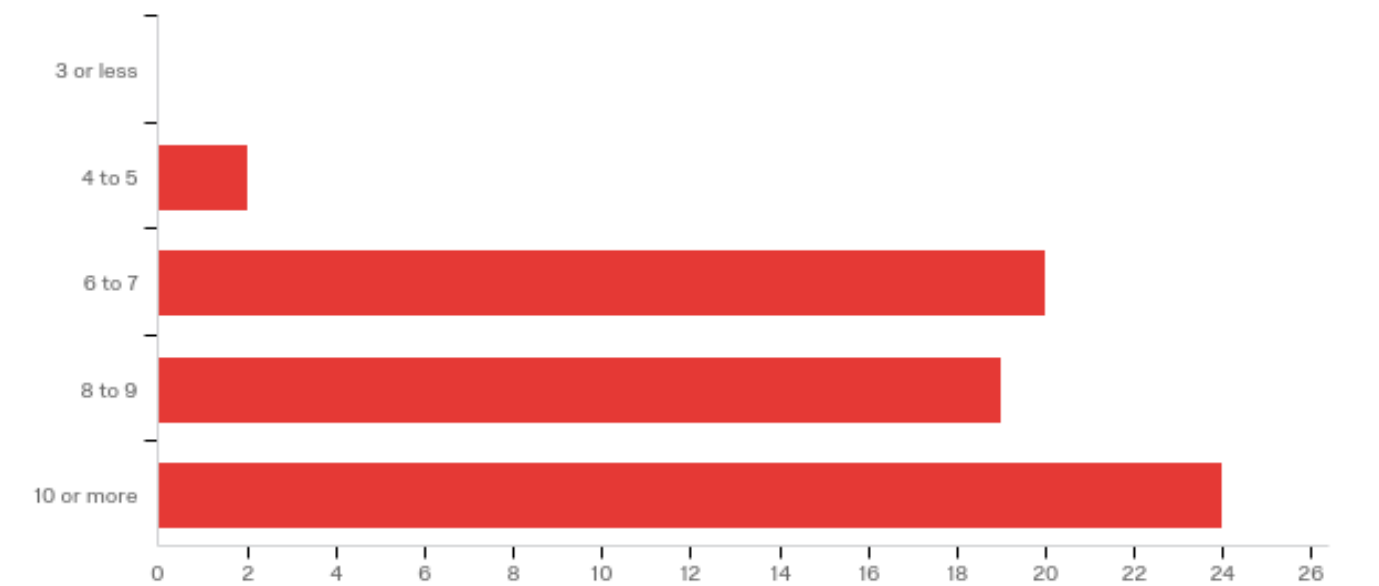
#	Answer	%	Count
1	One year or less	12%	8
2	Two years	37%	25
3	Three years	15%	10
4	Four years	7%	5
5	Five years or more	29%	20
	Total	100%	68

For the program you are now completing, were any of the courses completed at another college/university? Did you transfer any major credits to SRSU?



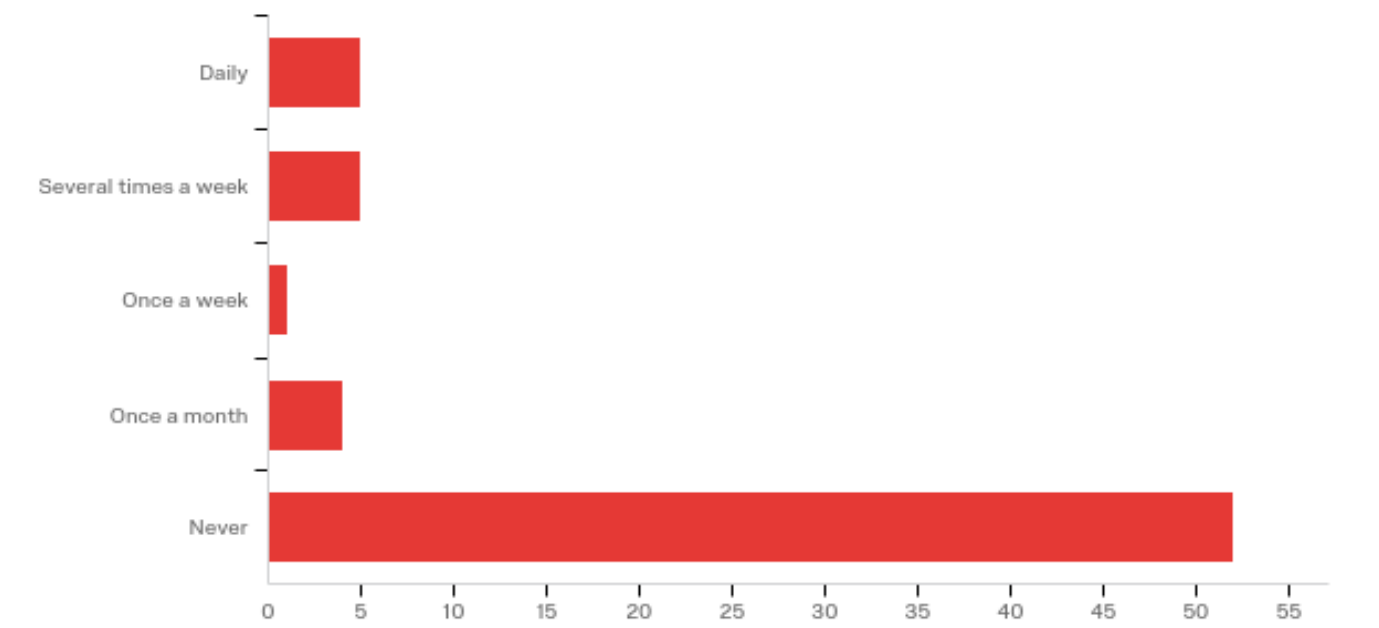
#	Answer	%	Count
1	Yes	13%	9
0	No	87%	59
	Total	100%	68

On the average, how many hours per week did you study for each course you took?



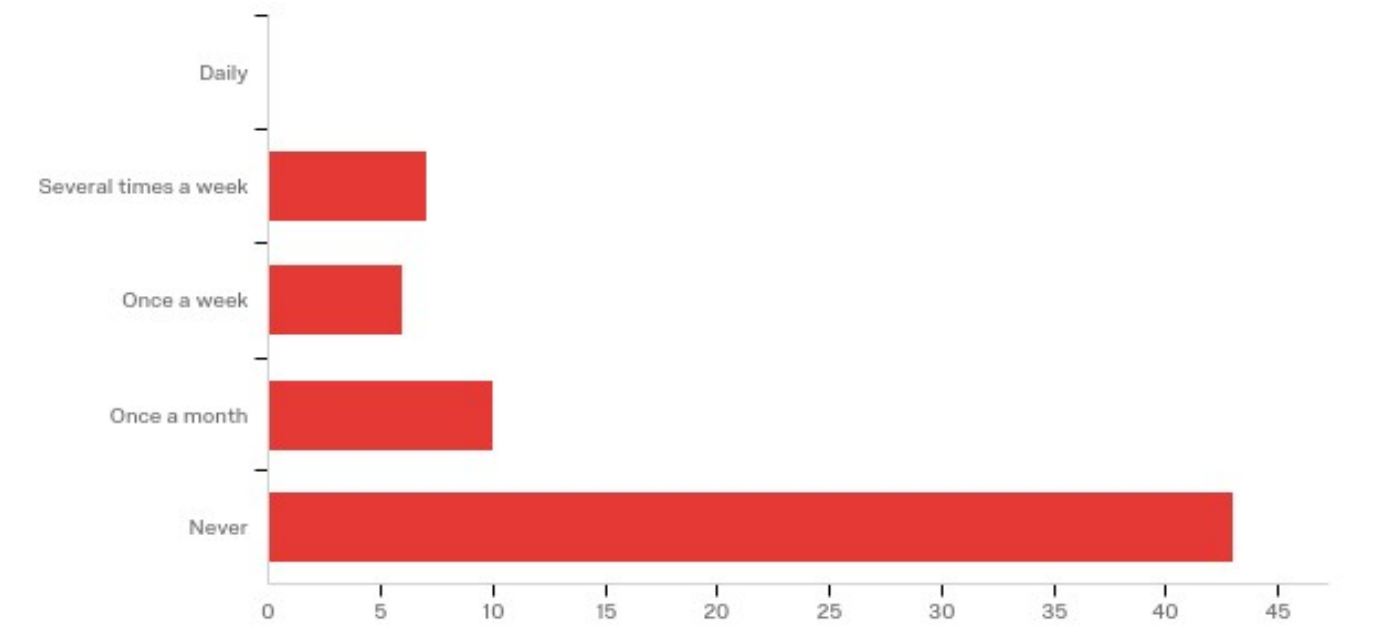
#	Answer	%	Count
4	10 or more	37%	24
2	6 to 7	31%	20
3	8 to 9	29%	19
1	4 to 5	3%	2
0	3 or less	0%	0
	Total	100%	65

Please include how often you used the computer lab



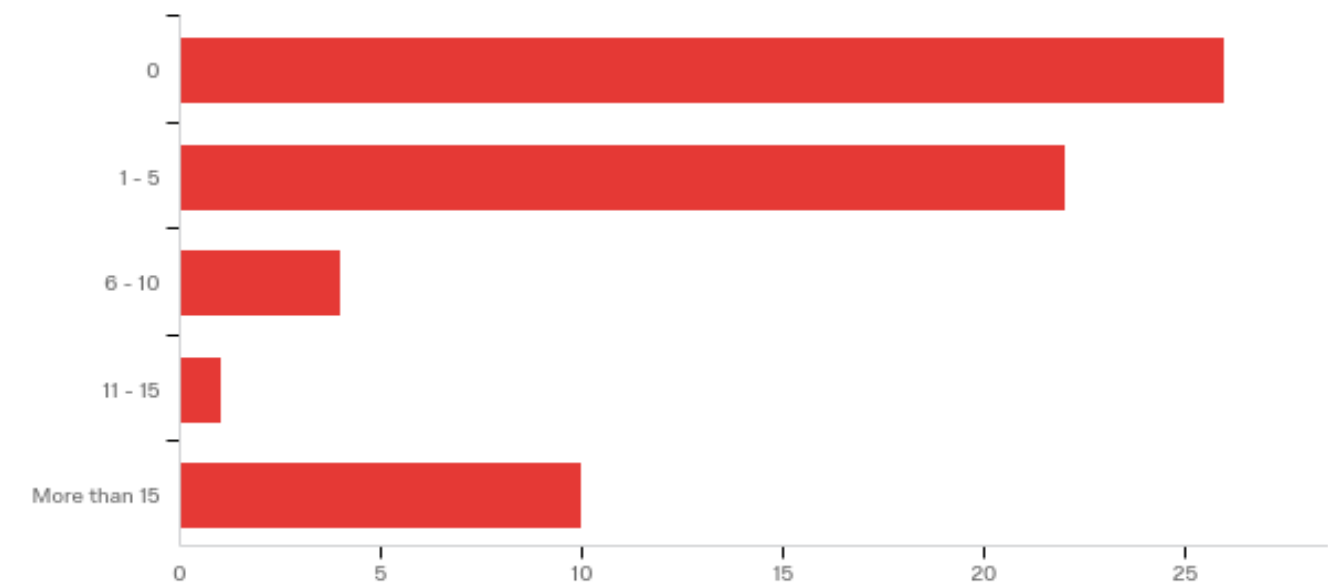
#	Answer	%	Count
1	Daily	7%	5
2	Several times a week	7%	5
3	Once a week	1%	1
4	Once a month	6%	4
0	Never	78%	52
	Total	100%	67

Please indicate how often you used the library



#	Answer	%	Count
1	Daily	0%	0
2	Several times a week	11%	7
3	Once a week	9%	6
4	Once a month	15%	10
0	Never	65%	43
	Total	100%	66

How many hours per month were you involved in a community or public service?



#	Answer	%	Count
0	0	41%	26
1	1 - 5	35%	22
2	6 - 10	6%	4
3	11 - 15	2%	1
4	More than 15	16%	10
	Total	100%	63

Rate the following maintenance and housekeeping operations at the Sul Ross State University Campus

#	Question	Excellent		Satisfactory		Unsatisfactory		Service available but not used		Total
1	Maintenance of classrooms	36.92%	24	27.69%	18	4.62%	3	30.77%	20	65
2	Maintenance of residence halls	9.52%	6	15.87%	10	4.76%	3	69.84%	44	63
3	Maintenance of restrooms	33.33%	21	28.57%	18	4.76%	3	33.33%	21	63
4	Maintenance of grounds	44.62%	29	23.08%	15	3.08%	2	29.23%	19	65
5	Adequacy of laboratory facilities	15.38%	10	21.54%	14	1.54%	1	61.54%	40	65
6	Adequacy of laboratory supplies	15.63%	10	17.19%	11	3.13%	2	64.06%	41	64
7	Parking lots	35.94%	23	29.69%	19	1.56%	1	32.81%	21	64
8	Campus lighting	33.33%	22	25.76%	17	4.55%	3	36.36%	24	66

Rate the following student programs or services at Sul Ross State University Campus

#	Question	Excellent		Satisfactory		Unsatisfactory		Service available but not used		Total
1	Student health care	10.61%	7	15.15%	10	1.52%	1	72.73%	48	66
2	Academics advising by your major advisor	40.00%	26	27.69%	18	3.08%	2	29.23%	19	65
3	Job and career services	11.48%	7	18.03%	11	3.28%	2	67.21%	41	61
4	Financial Assistance	22.22%	14	30.16%	19	6.35%	4	41.27%	26	63
5	New graduate student orientation	14.06%	9	12.50%	8	7.81%	5	65.63%	42	64
6	Bookstore	32.81%	21	42.19%	27	1.56%	1	23.44%	15	64
7	Post Office	9.38%	6	15.63%	10	1.56%	1	73.44%	47	64
8	Student Center	16.92%	11	18.46%	12	1.54%	1	63.08%	41	65
9	Food services	12.50%	8	14.06%	9	6.25%	4	67.19%	43	64
10	Temporary (on-campus) housing	9.23%	6	9.23%	6	3.08%	2	78.46%	51	65
11	Registration process	39.68%	25	34.92%	22	7.94%	5	17.46%	11	63
12	Cashier's office	33.33%	21	33.33%	21	7.94%	5	25.40%	16	63
13	Email services	49.23%	32	41.54%	27	0.00%	0	9.23%	6	65

	/internet access									
14	Website	54.55%	36	31.82%	21	3.03%	2	10.61%	7	66
15	Computer center	18.46%	12	16.92%	11	1.54%	1	63.08%	41	65
16	Library	23.44%	15	25.00%	16	0.00%	0	51.56%	33	64
17	Audiovisual equipment (media services)	17.46%	11	15.87%	10	1.59%	1	65.08%	41	63