

Undergraduate Graduating Student Survey SRSU (Scantron)

ALP UG Graduating Student Survey - Fall 2015
May 3rd 2017, 2:40 pm MDT

Semester you first enrolled in any college

#	Answer	%	Count
1	Fall	80.77%	42
2	Spring	15.38%	8
3	Summer	3.85%	2
	Total	100%	52

Year you first enrolled in any college



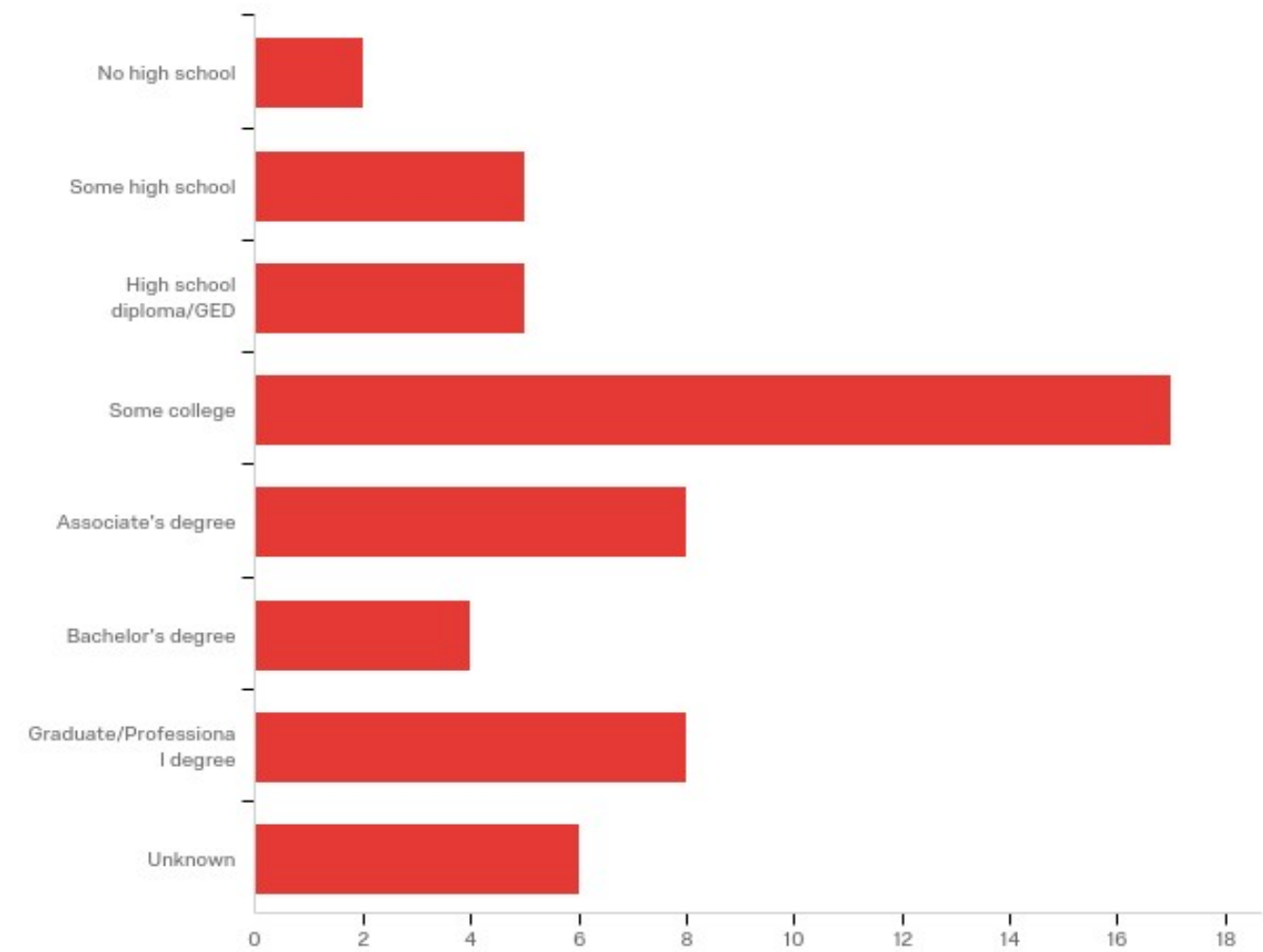
Semester you expect to graduate from SRSU

#	Answer	%	Count
1	Fall	100.00%	55
	Total	100%	55

Year you expect to graduate from SRSU

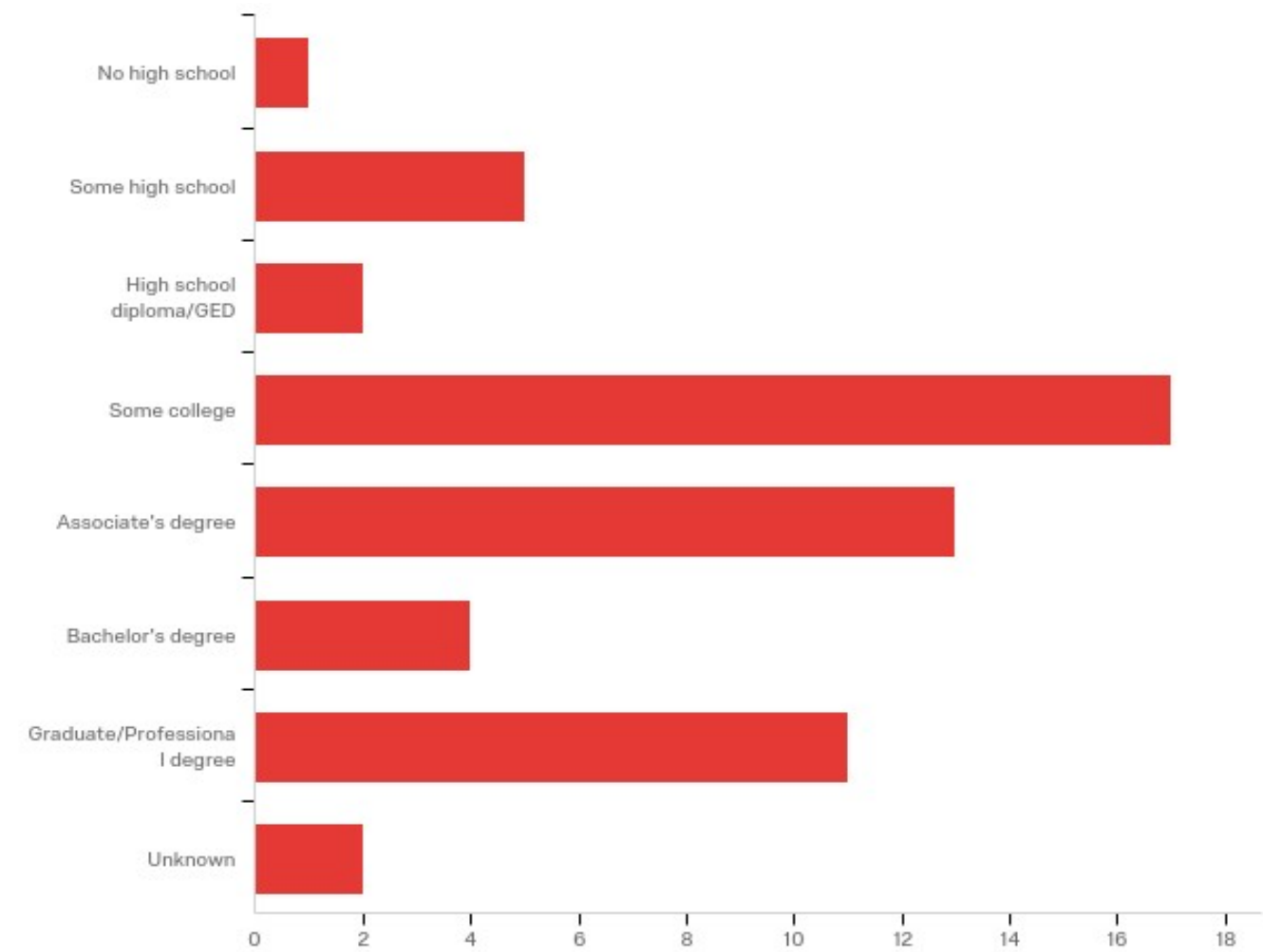
#	Answer	%	Count
2	2015	100.00%	55
	Total	100%	55

My father's highest level of education is



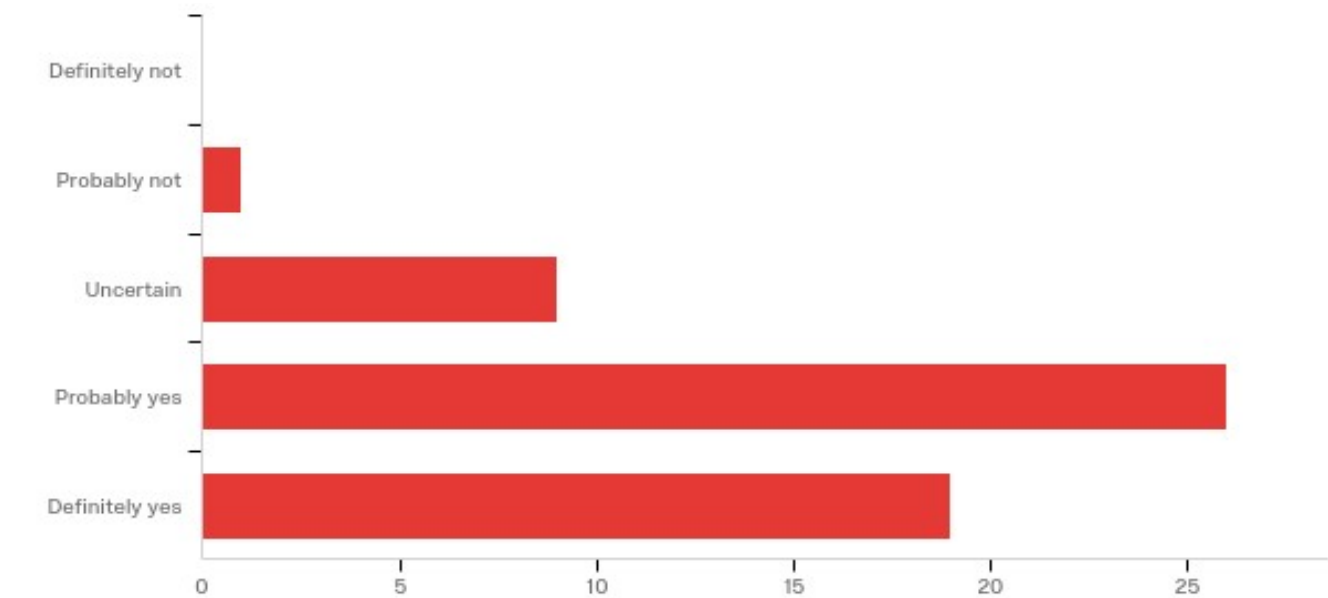
#	Answer	%	Count
1	No high school	4%	2
2	Some high school	9%	5
3	High school diploma/GED	9%	5
4	Some college	31%	17
5	Associate's degree	15%	8
6	Bachelor's degree	7%	4
7	Graduate/Professional degree	15%	8
8	Unknown	11%	6
	Total	100%	55

My mother's highest level of education is



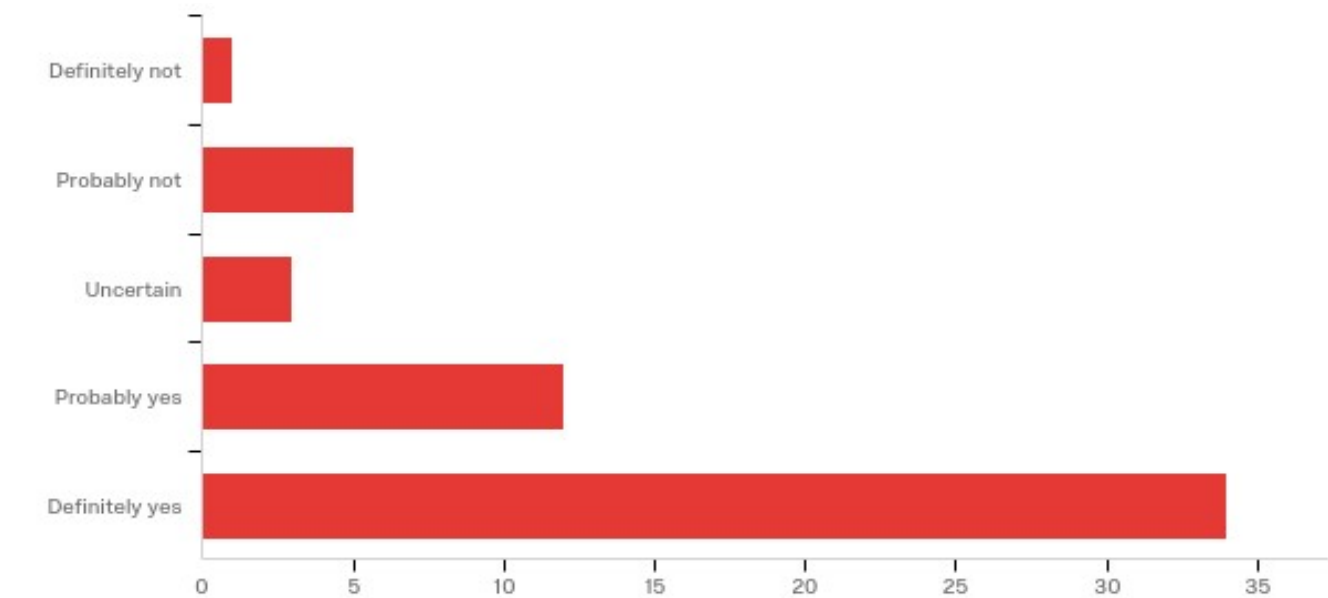
#	Answer	%	Count
1	No high school	2%	1
2	Some high school	9%	5
3	High school diploma/GED	4%	2
4	Some college	31%	17
5	Associate's degree	24%	13
6	Bachelor's degree	7%	4
7	Graduate/Professional degree	20%	11
8	Unknown	4%	2
	Total	100%	55

If you could start college over, would you choose to attend SRSU?



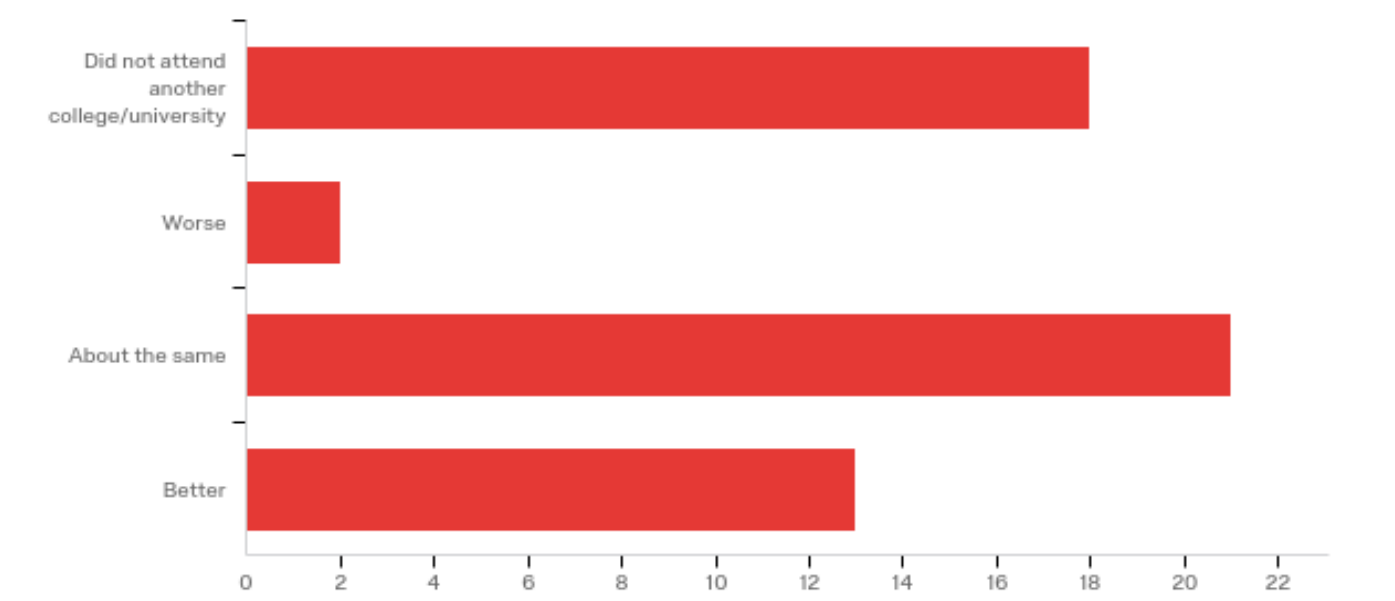
#	Answer	%	Count
1	Definitely not	0%	0
2	Probably not	2%	1
3	Uncertain	16%	9
4	Probably yes	47%	26
5	Definitely yes	35%	19
	Total	100%	55

If you could start college over, would you choose to graduate with the same major?



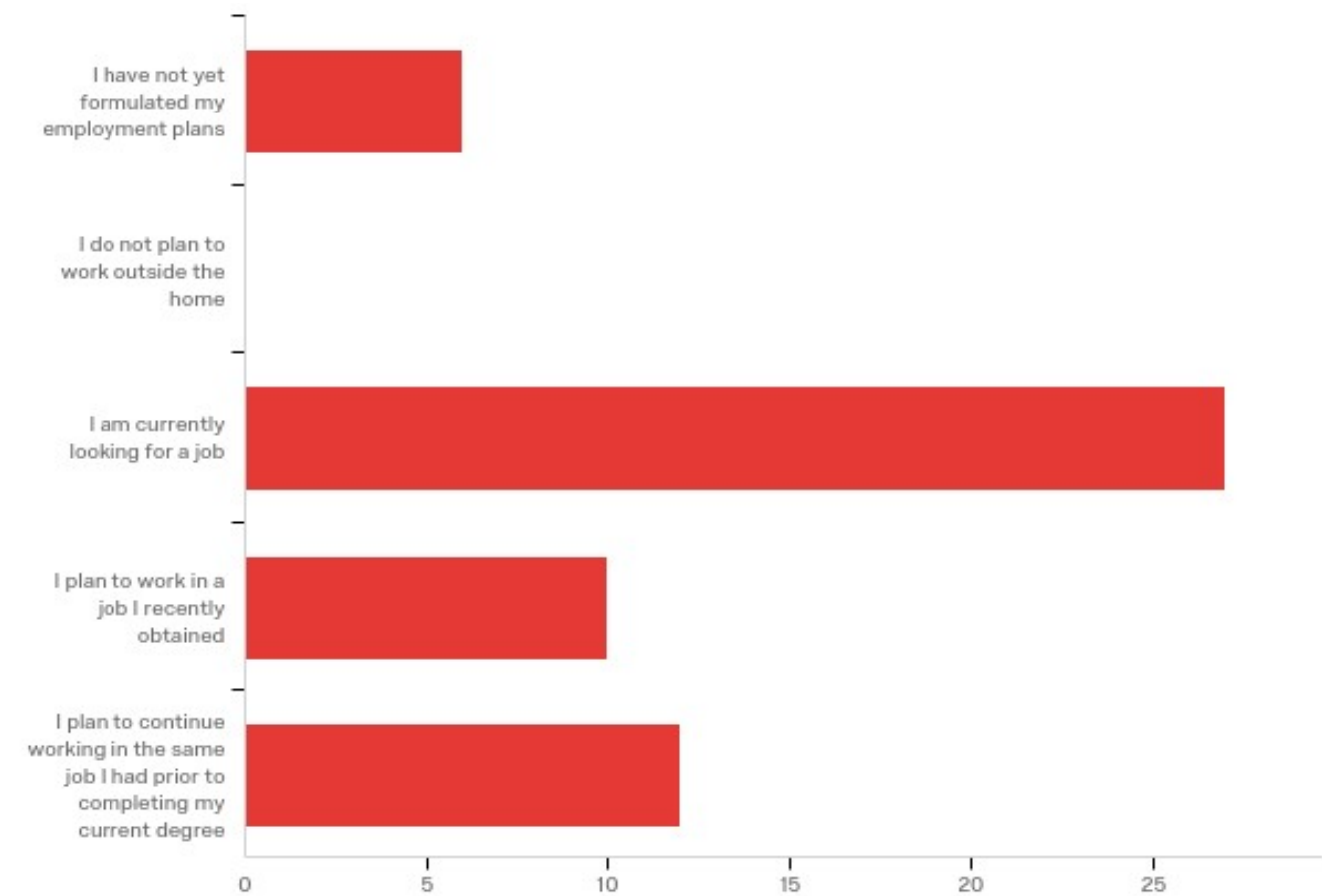
#	Answer	%	Count
1	Definitely not	2%	1
2	Probably not	9%	5
3	Uncertain	5%	3
4	Probably yes	22%	12
5	Definitely yes	62%	34
	Total	100%	55

How would you compare the quality of education provided at SRSU with that of other colleges/universities?



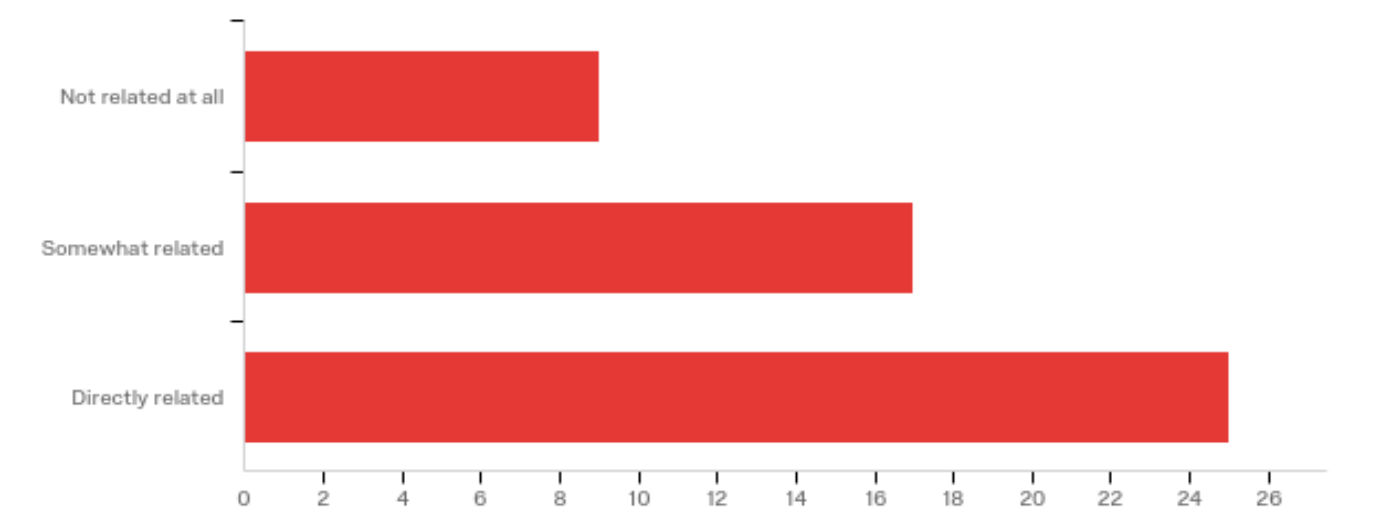
#	Answer	%	Count
1	Did not attend another college/university	33%	18
2	Worse	4%	2
3	About the same	39%	21
4	Better	24%	13
	Total	100%	54

What are your current employment plans?



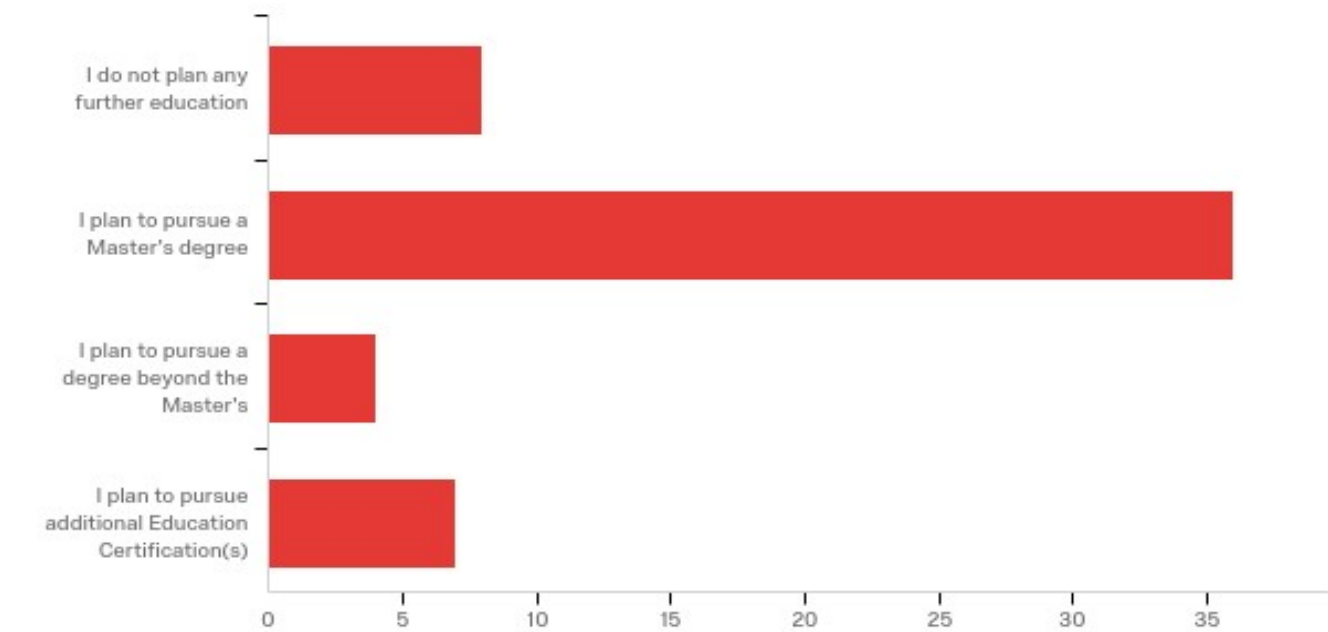
#	Answer	%	Count
1	I have not yet formulated my employment plans	11%	6
2	I do not plan to work outside the home	0%	0
3	I am currently looking for a job	49%	27
4	I plan to work in a job I recently obtained	18%	10
5	I plan to continue working in the same job I had prior to completing my current degree	22%	12
	Total	100%	55

If you currently have or will be starting a new job, to what extent is it related to your major or area of study at SRSU?



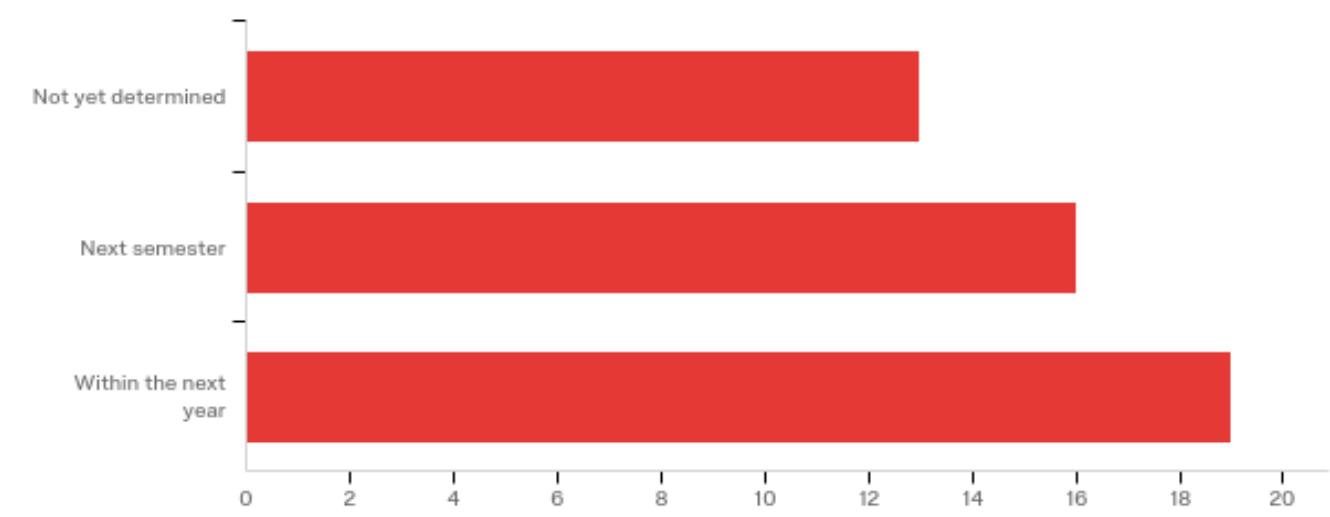
#	Answer	%	Count
3	Directly related	49%	25
2	Somewhat related	33%	17
1	Not related at all	18%	9
	Total	100%	51

What plans do you have at this time for further formal education?



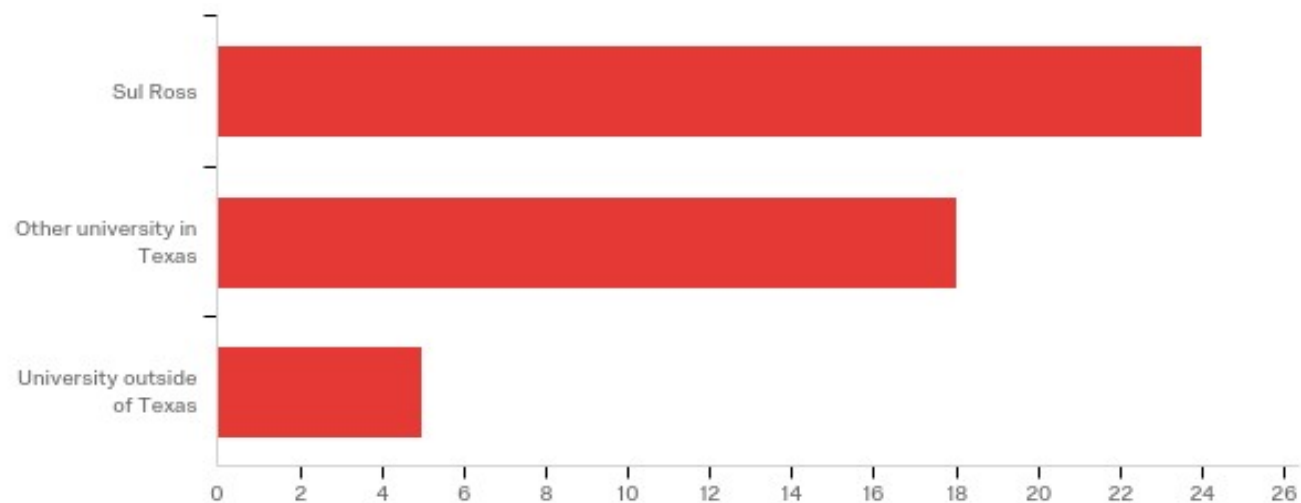
#	Answer	%	Count
1	I do not plan any further education	15%	8
2	I plan to pursue a Master's degree	65%	36
3	I plan to pursue a degree beyond the Master's	7%	4
4	I plan to pursue additional Education Certification(s)	13%	7
	Total	100%	55

If you plan to pursue further formal education, how soon do you plan to pursue this additional education?



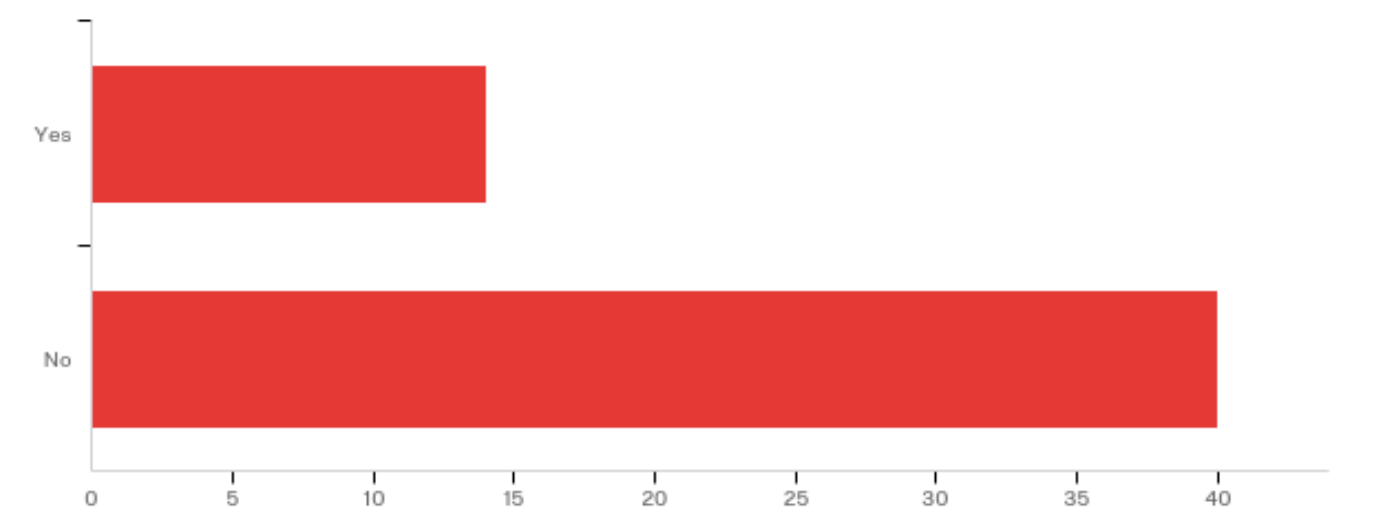
#	Answer	%	Count
1	Not yet determined	27%	13
2	Next semester	33%	16
3	Within the next year	40%	19
	Total	100%	48

If you plan to pursue further formal education, where are you most likely to enroll?



#	Answer	%	Count
1	Sul Ross	51%	24
2	Other university in Texas	38%	18
3	University outside of Texas	11%	5
	Total	100%	47

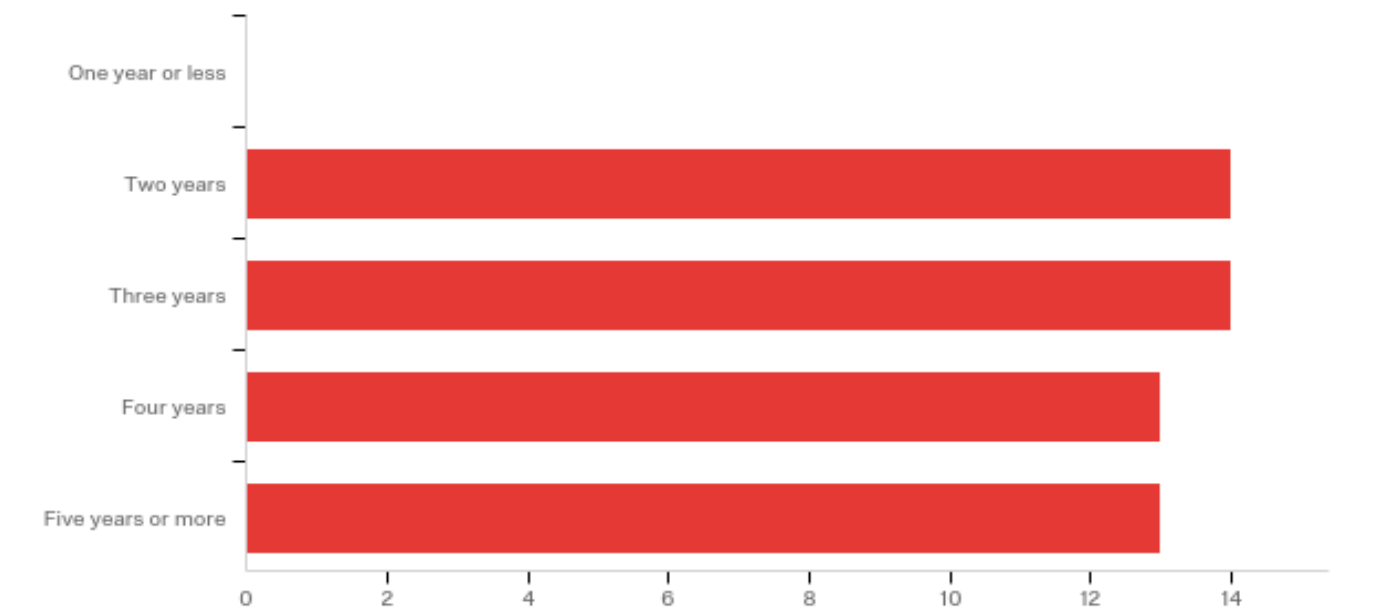
Has any other member of your family graduated from SRSU? (sibling, parent, grandparent, aunt, uncle)



#	Answer	%	Count
1	Yes	26%	14
2	No	74%	40
	Total	100%	54

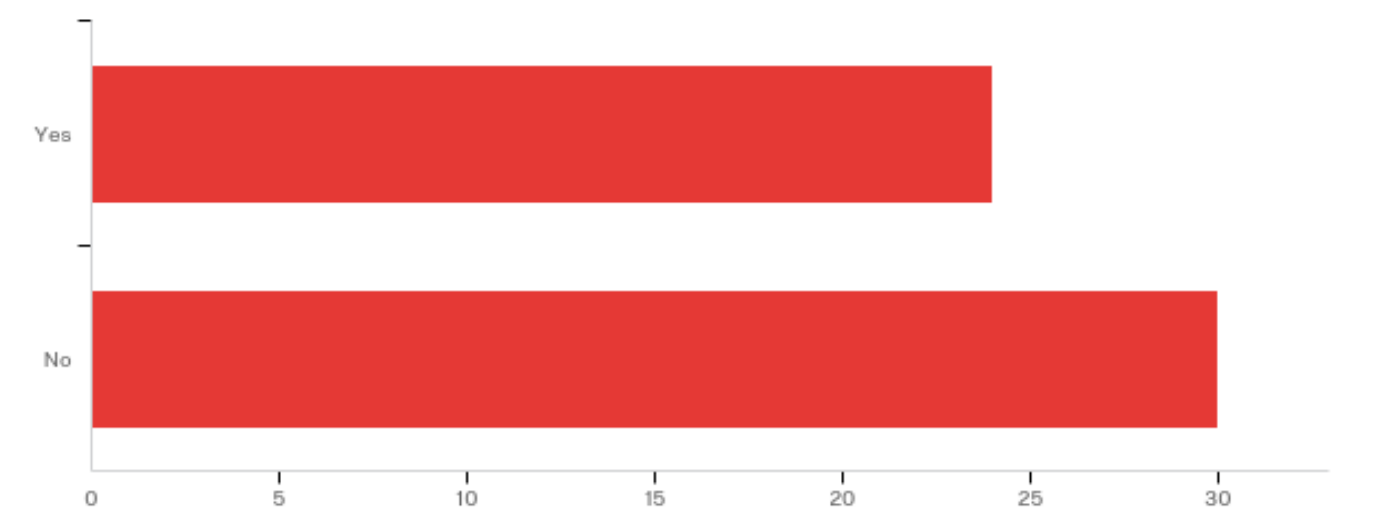
Data source misconfigured for this visualization

How long have you been a student at SRSU?



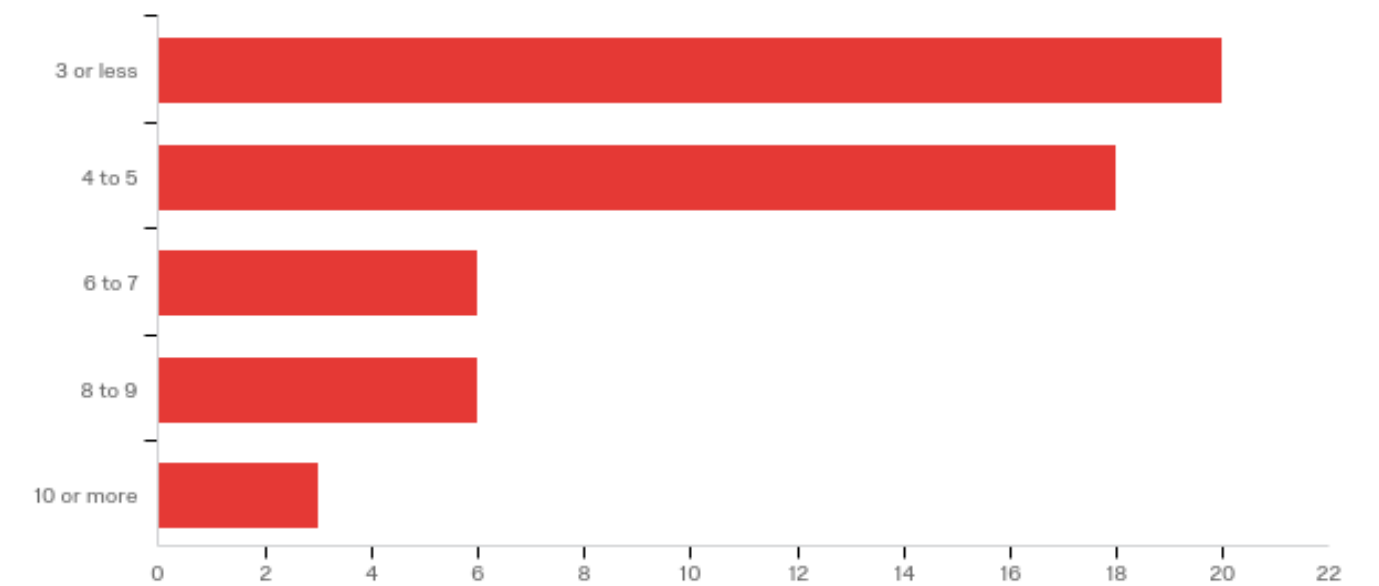
#	Answer	%	Count
1	One year or less	0%	0
2	Two years	26%	14
3	Three years	26%	14
4	Four years	24%	13
5	Five years or more	24%	13
	Total	100%	54

For the program you are now completing, were any of the courses completed at another college/university? Did you transfer any major credits to SRSU?



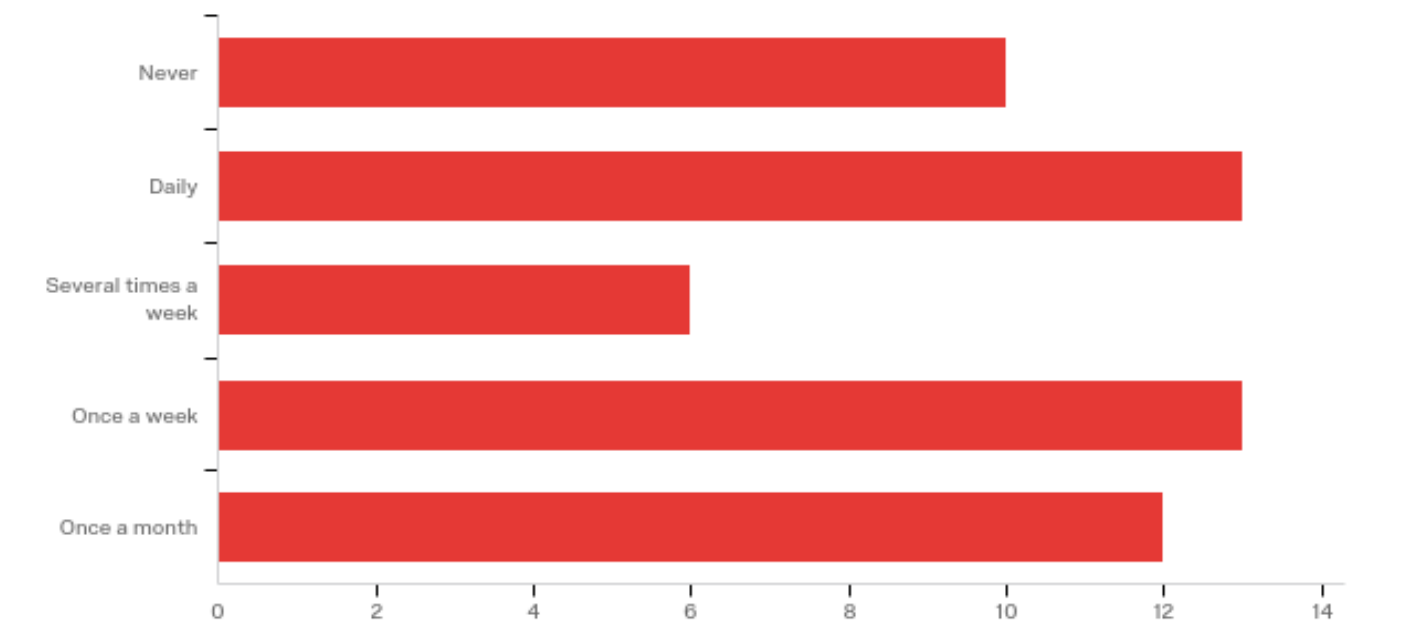
#	Answer	%	Count
1	Yes	44%	24
2	No	56%	30
	Total	100%	54

On the average, how many hours per week did you study for each course you took?



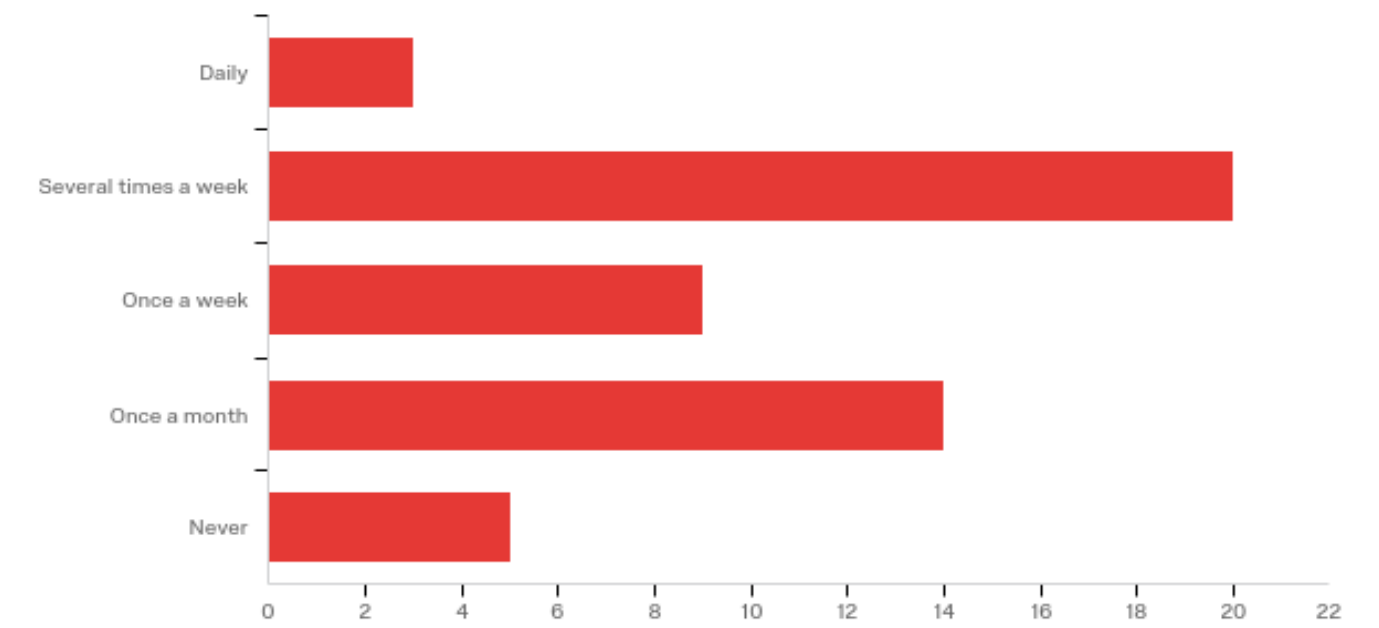
#	Answer	%	Count
1	3 or less	38%	20
2	4 to 5	34%	18
3	6 to 7	11%	6
4	8 to 9	11%	6
5	10 or more	6%	3
	Total	100%	53

Please include how often you used the computer lab



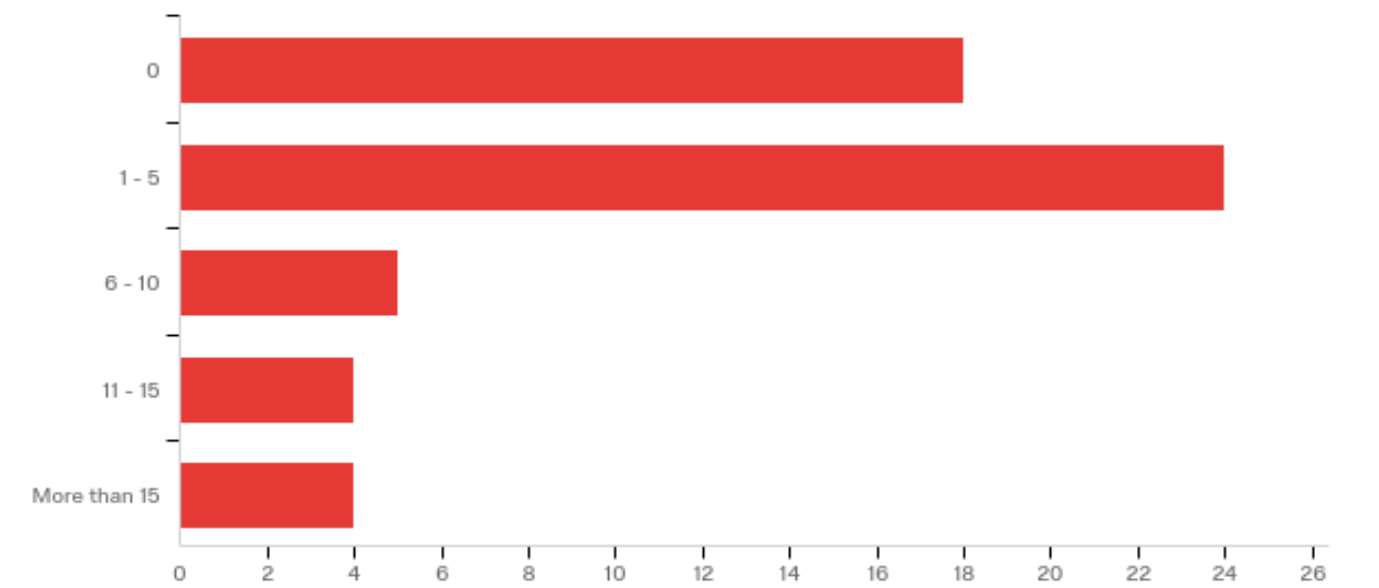
#	Answer	%	Count
5	Never	19%	10
1	Daily	24%	13
2	Several times a week	11%	6
3	Once a week	24%	13
4	Once a month	22%	12
	Total	100%	54

Please indicate how often you used the library



#	Answer	%	Count
2	Daily	6%	3
3	Several times a week	39%	20
4	Once a week	18%	9
5	Once a month	27%	14
1	Never	10%	5
	Total	100%	51

How many hours per month were you involved in a community or public service?



#	Answer	%	Count
1	0	33%	18
2	1 - 5	44%	24
3	6 - 10	9%	5
4	11 - 15	7%	4
5	More than 15	7%	4
	Total	100%	55

How much did your education at SRSU contribute to your personal growth in each of the following areas?

#	Question	Very little		Somewhat		Very much		Total
1	Writing effectively	5.77%	3	46.15%	24	48.08%	25	52
2	Speaking effectively	9.62%	5	36.54%	19	53.85%	28	52
3	Understanding written information	11.54%	6	34.62%	18	53.85%	28	52
4	Using the library	15.69%	8	43.14%	22	41.18%	21	51
5	Working cooperatively in a group	7.84%	4	37.25%	19	54.90%	28	51
6	Organizing your time effectively	7.84%	4	29.41%	15	62.75%	32	51
7	Recognizing your rights, responsibilities and privileges as a citizen	15.69%	8	23.53%	12	60.78%	31	51
8	Planning and carrying out projects	1.92%	1	32.69%	17	65.38%	34	52
9	Understanding and applying mathematics in your daily life	11.54%	6	59.62%	31	28.85%	15	52
10	Understanding different philosophies and	7.84%	4	39.22%	20	52.94%	27	51

	cultures							
11	Persisting at difficult tasks	9.80%	5	27.45%	14	62.75%	32	51
12	Defining and solving problems	9.62%	5	36.54%	19	53.85%	28	52
13	Recognizi ng assumptio ns and making logical inferences and reaching correct conclusio ns	7.84%	4	37.25%	19	54.90%	28	51
14	Understan ding and appreciati ng the arts	20.41%	10	42.86%	21	36.73%	18	49
15	Understan ding and applying scientific principles and methods	6.25%	3	33.33%	16	60.42%	29	48
16	Using technolog y effectively	8.33%	4	41.67%	20	50.00%	24	48

Q22 - Rate the following maintenance and housekeeping operations at the Sul Ross State University Campus

#	Question	Service available but not used		Unsatisfactory		Satisfactory		Excellent		Total
1	Maintenance of classrooms	4%	2	2%	1	49%	25	45%	23	51
2	Maintenance of residence halls	15%	7	13%	6	50%	24	23%	11	48
3	Maintenance of restrooms	4%	2	4%	2	54%	27	38%	19	50
4	Maintenance of grounds	6%	3	6%	3	46%	23	42%	21	50
5	Adequacy of laboratory facilities	10%	5	4%	2	57%	28	29%	14	49
6	Adequacy of laboratory supplies	10%	5	4%	2	57%	28	29%	14	49
7	Parking lots	2%	1	8%	4	55%	28	35%	18	51
8	Campus lighting	4%	2	2%	1	61%	31	33%	17	51
9	Student health care	16%	8	10%	5	47%	23	27%	13	49
10	Academic advising by your major	8%	4	10%	5	38%	19	44%	22	50

	advisor									
11	Personal counseling	24%	12	8%	4	40%	20	28%	14	50
12	Job and career services	16%	8	12%	6	40%	20	32%	16	50
13	Student activities	13%	6	2%	1	42%	20	44%	21	48
14	Financial assistance	4%	2	17%	8	39%	18	39%	18	46
15	New student orientation	21%	10	2%	1	50%	24	27%	13	48
16	Student organizations	14%	7	4%	2	49%	24	33%	16	49
17	Bookstore	2%	1	6%	3	55%	26	36%	17	47
18	Post office	22%	11	2%	1	47%	23	29%	14	49
19	Student center	19%	9	2%	1	48%	23	31%	15	48
20	Recreational sports	16%	8	2%	1	39%	19	43%	21	49
21	Intercollegiate sports	19%	9	4%	2	40%	19	38%	18	48
22	Student Government Association	20%	10	4%	2	53%	26	22%	11	49
23	Student publications (Skyline, Sage, Student Handbook)	18%	9	4%	2	51%	25	27%	13	49
24	Student employment	9%	4	6%	3	43%	20	43%	20	47

	campus									
25	Food services	17%	8	20%	9	59%	27	4%	2	46
26	Student housing	23%	11	6%	3	52%	25	19%	9	48
27	Registration process	2%	1	10%	5	58%	28	29%	14	48
28	Cashiers' office	2%	1	11%	5	50%	22	36%	16	44
29	Email services /Internet access	0%	0	16%	7	48%	21	36%	16	44
30	Website	0%	0	11%	5	50%	23	39%	18	46
31	Tutorial study assistance	20%	9	4%	2	39%	18	37%	17	46
32	Computer center	13%	6	2%	1	51%	24	34%	16	47
33	Library	4%	2	4%	2	56%	25	36%	16	45
34	Audiovisual equipment (media services)	23%	10	5%	2	42%	18	30%	13	43
35	Technology help desk	14%	6	9%	4	50%	22	27%	12	44