

# Undergraduate Graduating Student Survey SRSU (Scantron)

Spring 2016 - ALP UG Graduating Student Survey  
May 10th 2017, 11:50 am MDT

## Semester you first enrolled in any college

#	Answer	%	Count
2	Fall	17.07%	14
1	Spring	76.83%	63
3	Summer	6.10%	5
	Total	100%	82

Year you first enrolled in any college



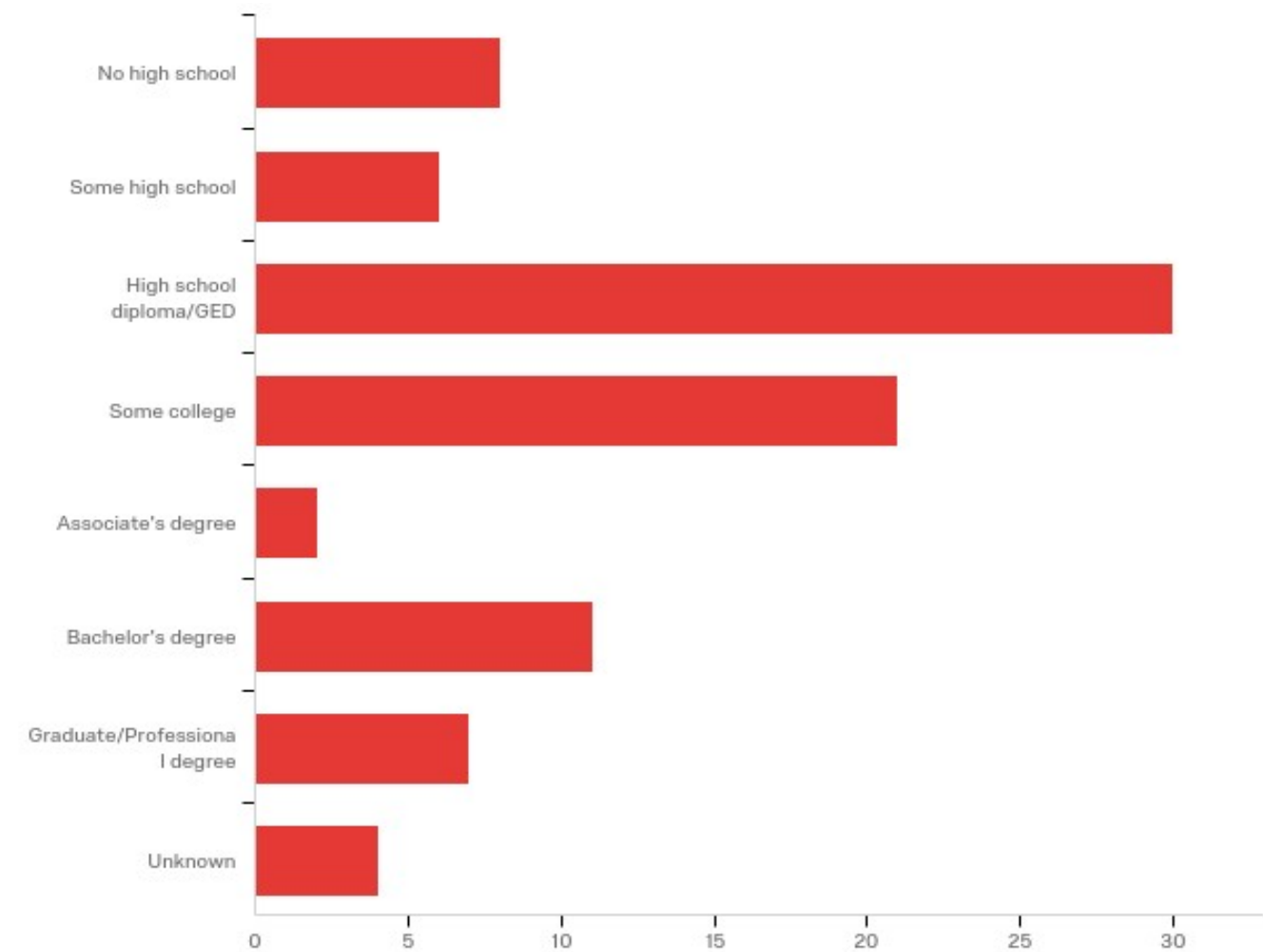
Semester you expect to graduate from SRSU

#	Answer	%	Count
1	Spring	3.45%	2
	Total	100%	58

Year you expect to graduate from SRSU

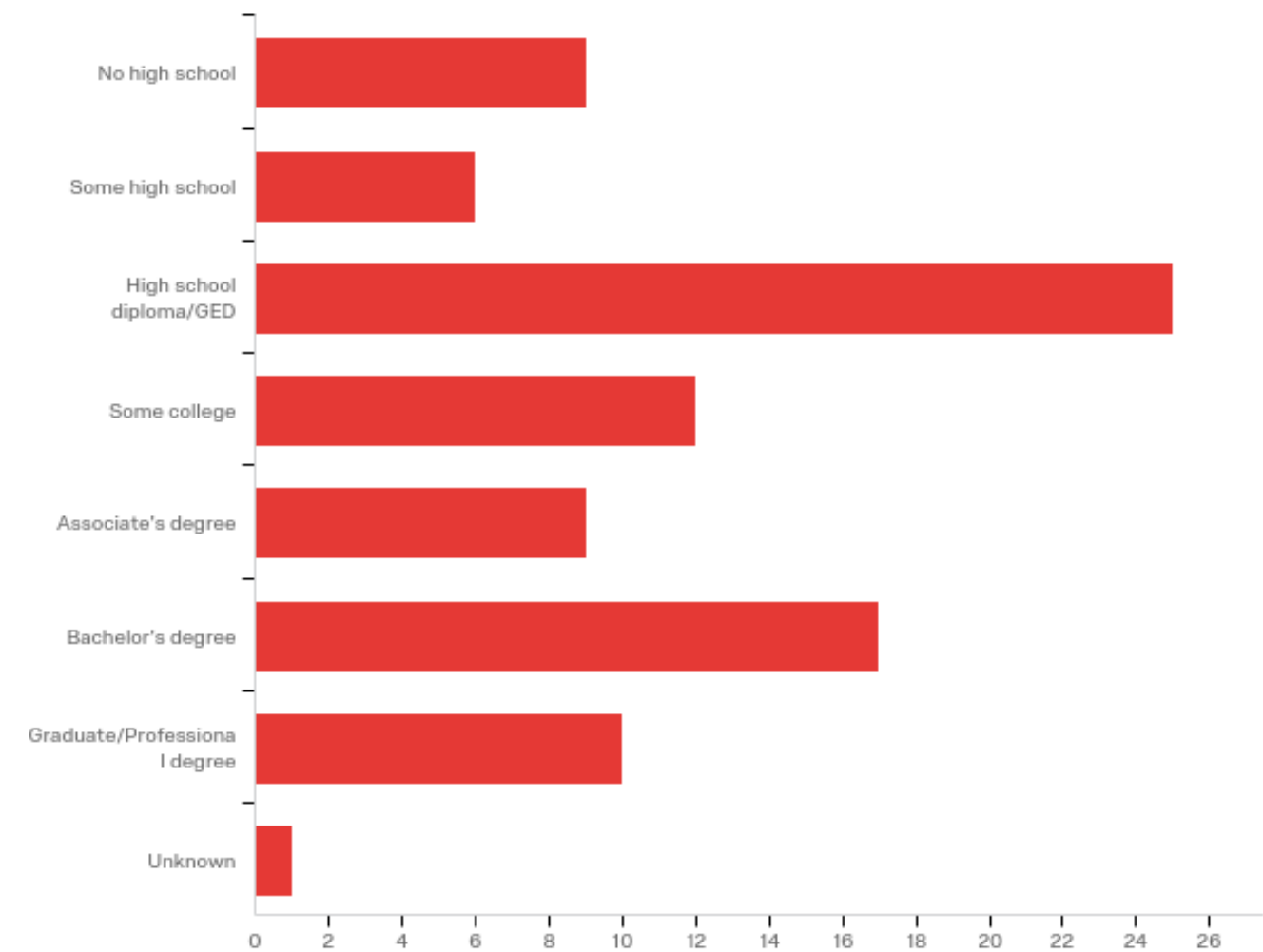
2016  
2015 2013  
2014

My father's highest level of education is



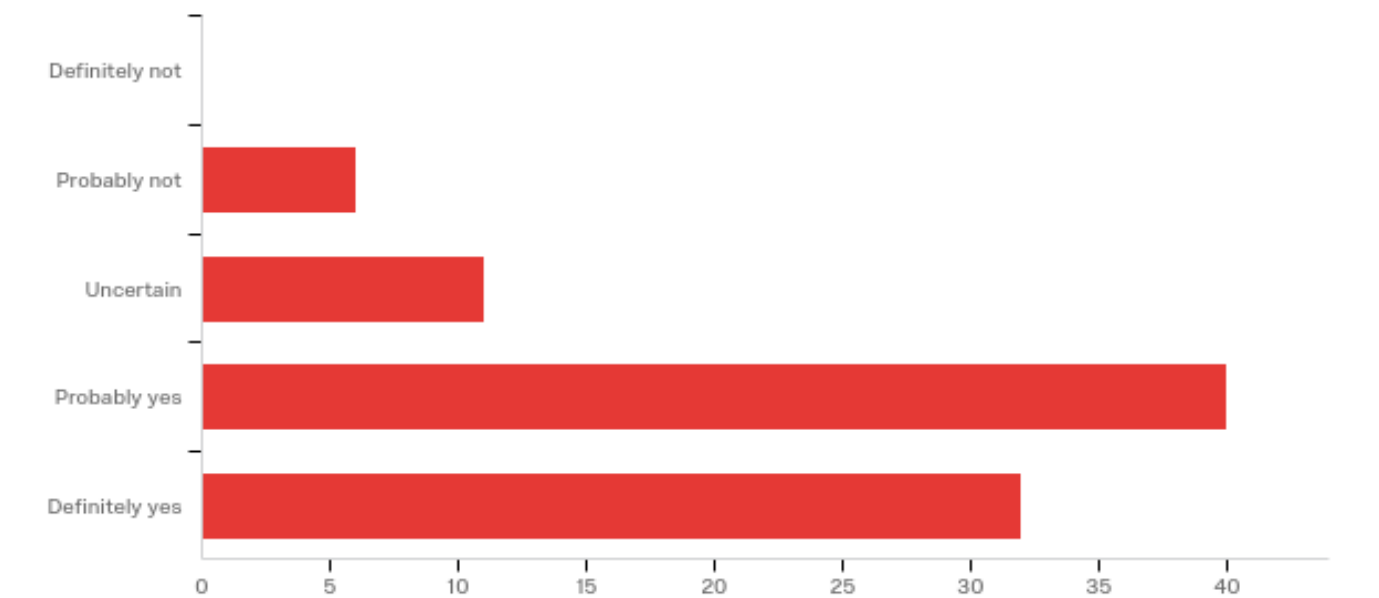
#	Answer	%	Count
1	No high school	9%	8
2	Some high school	7%	6
3	High school diploma/GED	34%	30
4	Some college	24%	21
5	Associate's degree	2%	2
6	Bachelor's degree	12%	11
7	Graduate/Professional degree	8%	7
8	Unknown	4%	4
	Total	100%	89

My mother's highest level of education is



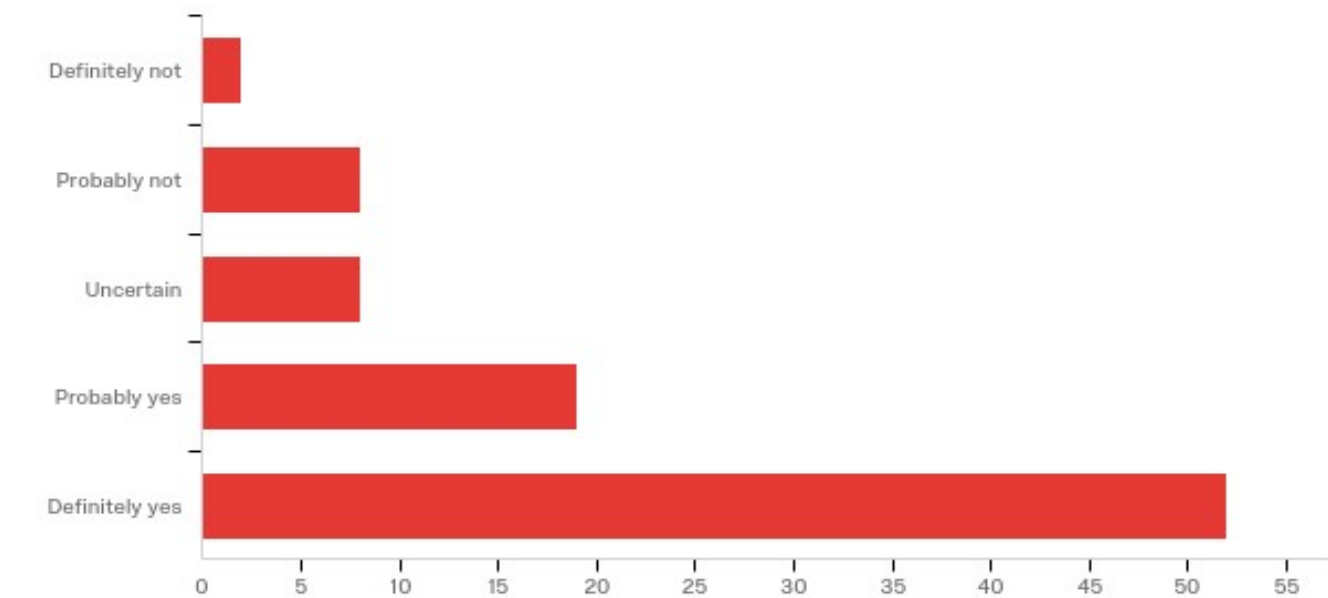
#	Answer	%	Count
1	No high school	10%	9
2	Some high school	7%	6
3	High school diploma/GED	28%	25
4	Some college	13%	12
5	Associate's degree	10%	9
6	Bachelor's degree	19%	17
7	Graduate/Professional degree	11%	10
8	Unknown	1%	1
	Total	100%	89

If you could start college over, would you choose to attend SRSU?



#	Answer	%	Count
5	Definitely not	0%	0
4	Probably not	7%	6
3	Uncertain	12%	11
2	Probably yes	45%	40
1	Definitely yes	36%	32
	Total	100%	89

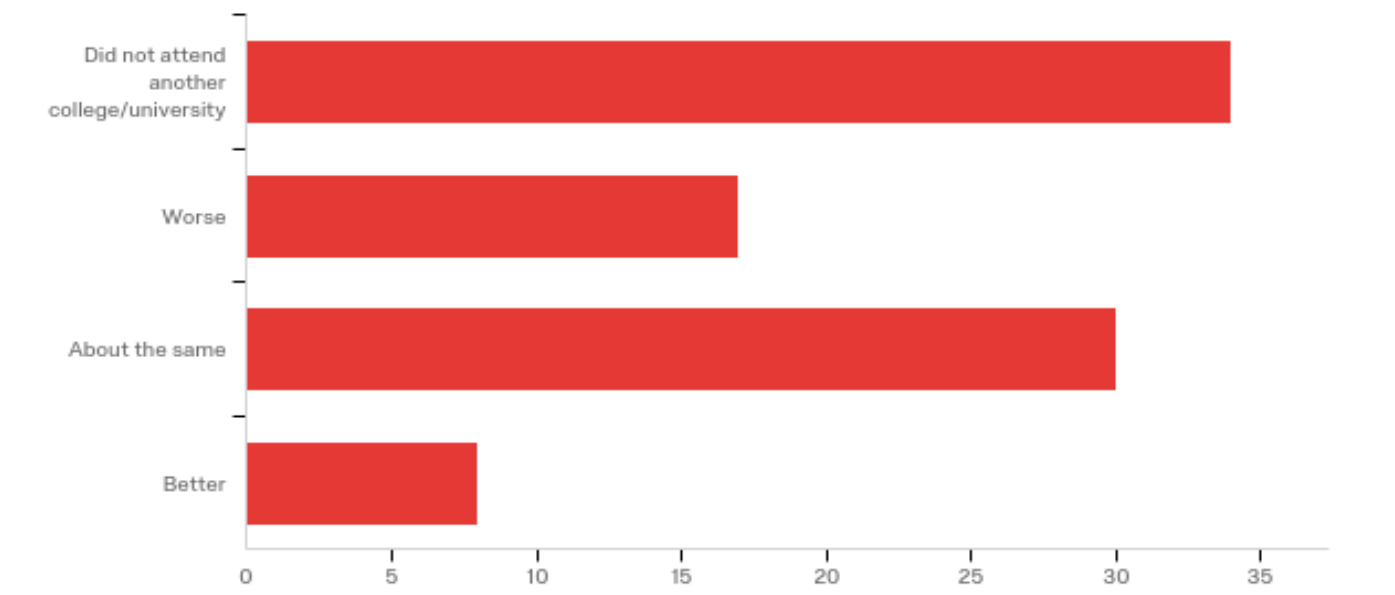
If you could start college over, would you choose to graduate with the same major?



#	Answer	%	Count
5	Definitely not	2%	2
4	Probably not	9%	8
3	Uncertain	9%	8
2	Probably yes	21%	19
1	Definitely yes	58%	52
	Total	100%	89

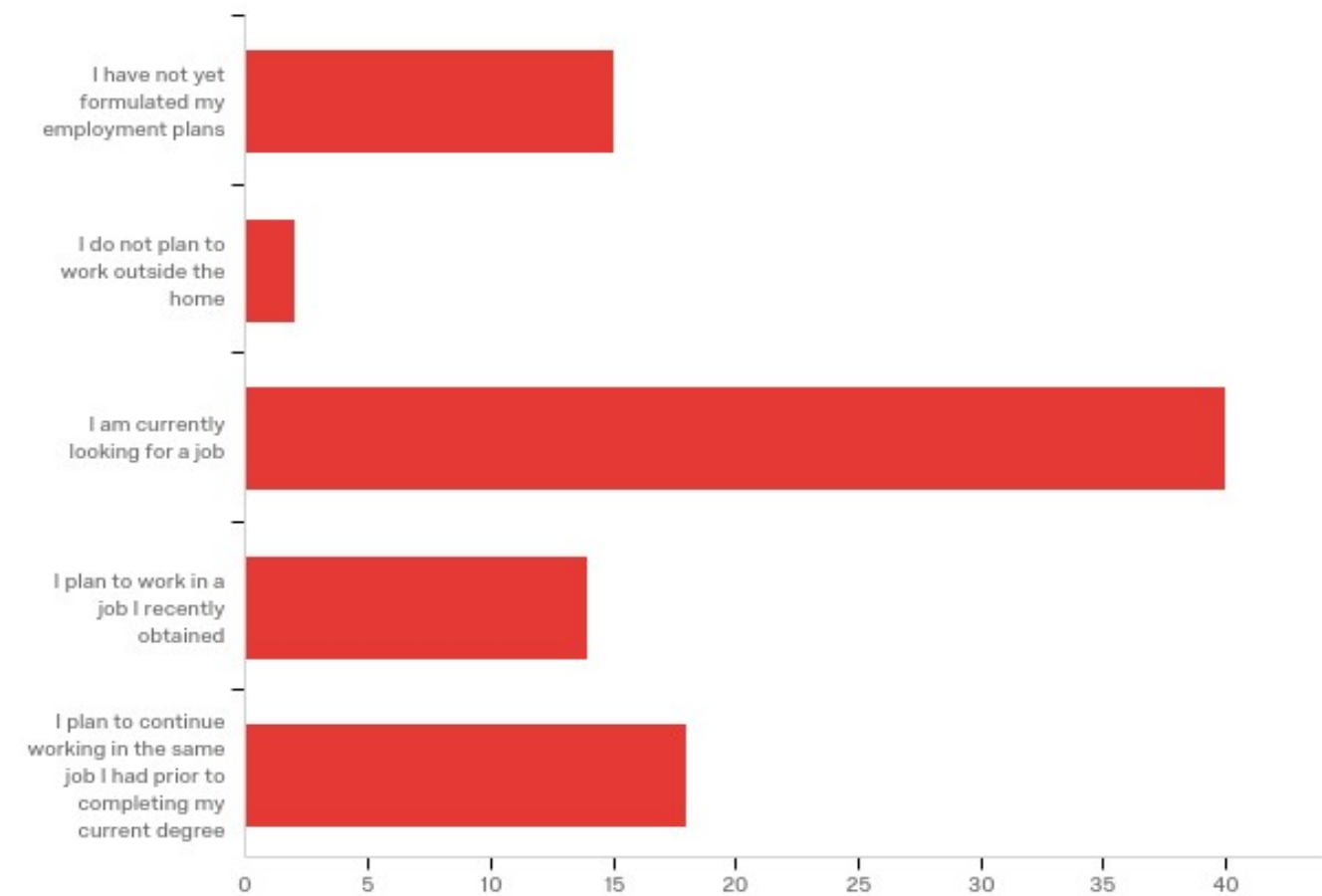


How would you compare the quality of education provided at SRSU with that of other colleges/universities?



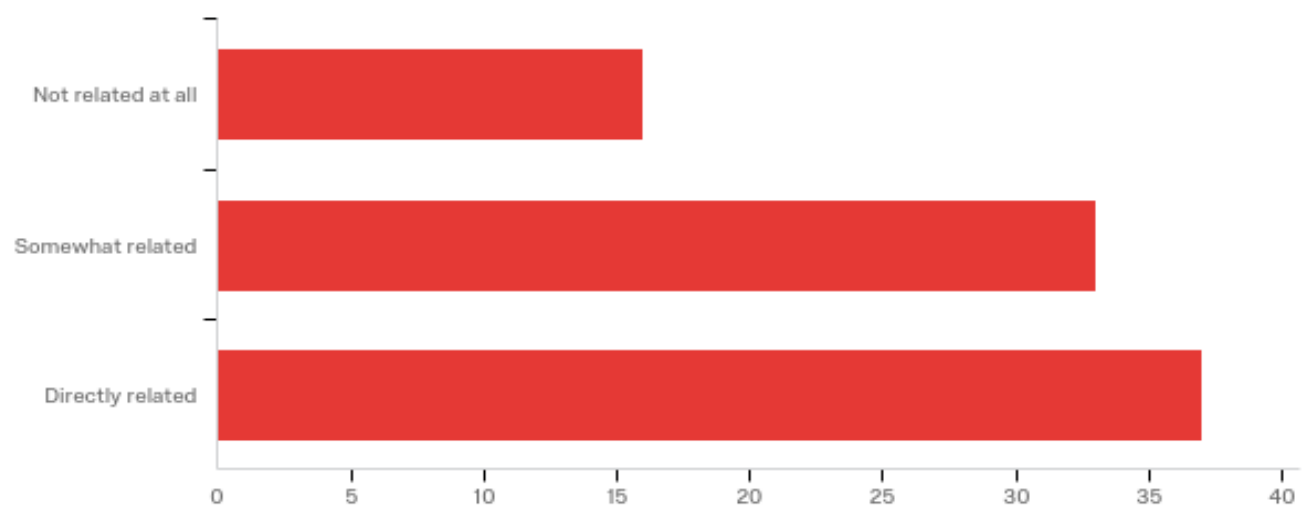
#	Answer	%	Count
1	Did not attend another college/university	38%	34
2	Worse	19%	17
3	About the same	34%	30
4	Better	9%	8
	Total	100%	89

What are your current employment plans?



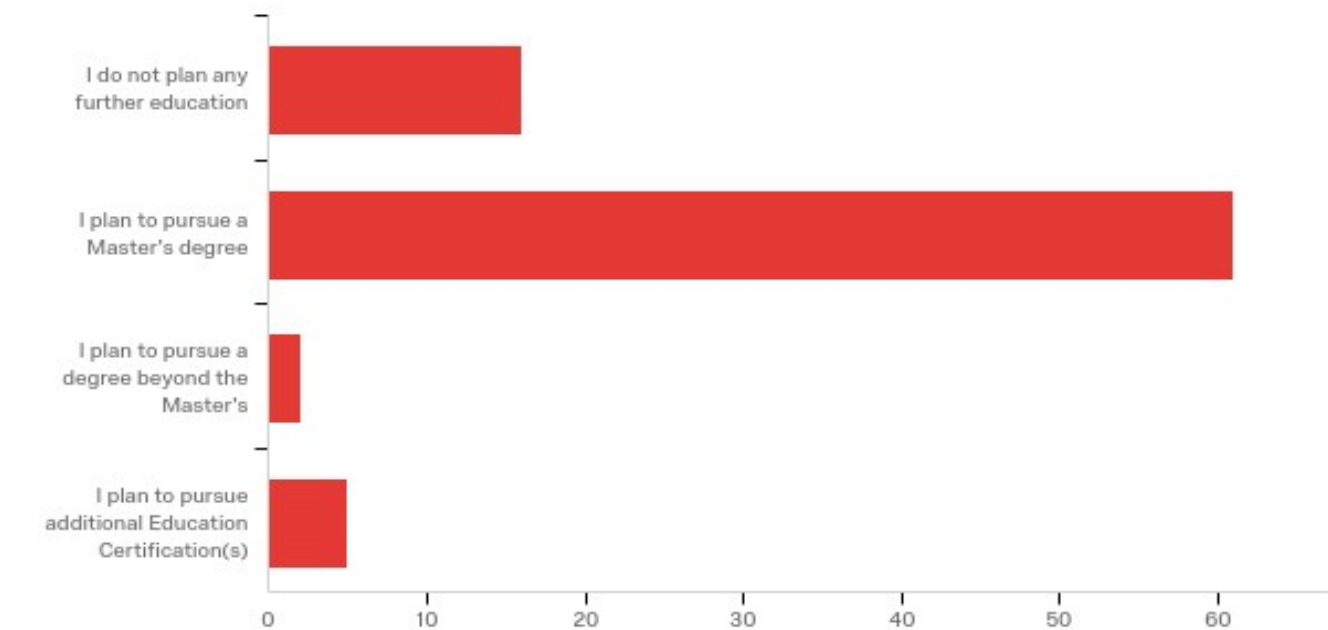
#	Answer	%	Count
5	I have not yet formulated my employment plans	17%	15
4	I do not plan to work outside the home	2%	2
3	I am currently looking for a job	45%	40
2	I plan to work in a job I recently obtained	16%	14
1	I plan to continue working in the same job I had prior to completing my current degree	20%	18
	Total	100%	89

If you currently have or will be starting a new job, to what extent is it related to your major or area of study at SRSU?



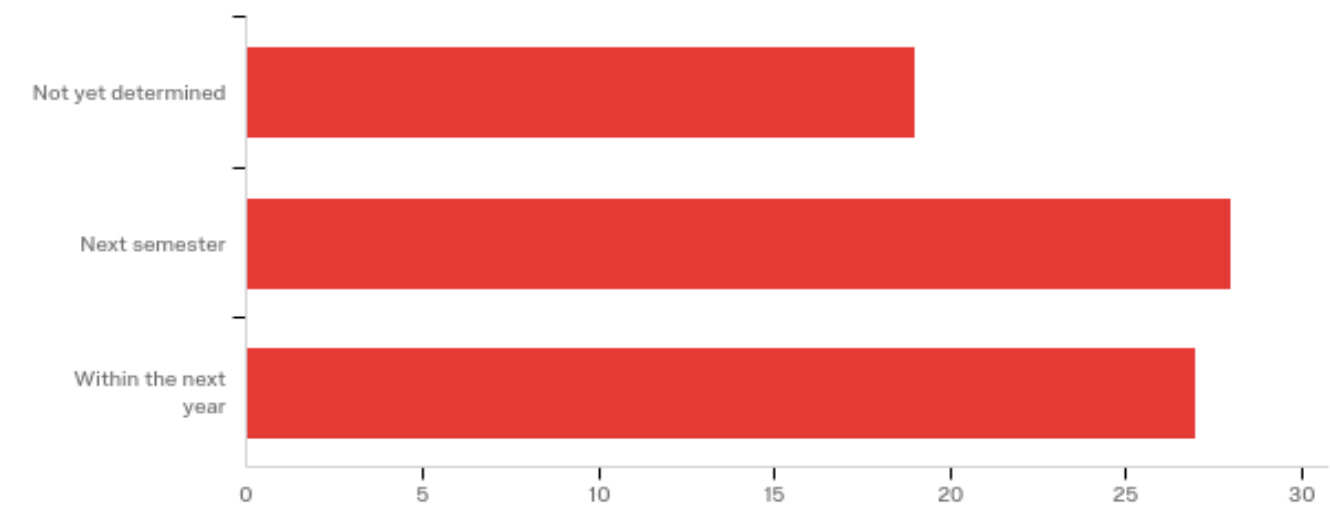
#	Answer	%	Count
1	Directly related	43%	37
2	Somewhat related	38%	33
3	Not related at all	19%	16
	Total	100%	86

What plans do you have at this time for further formal education?



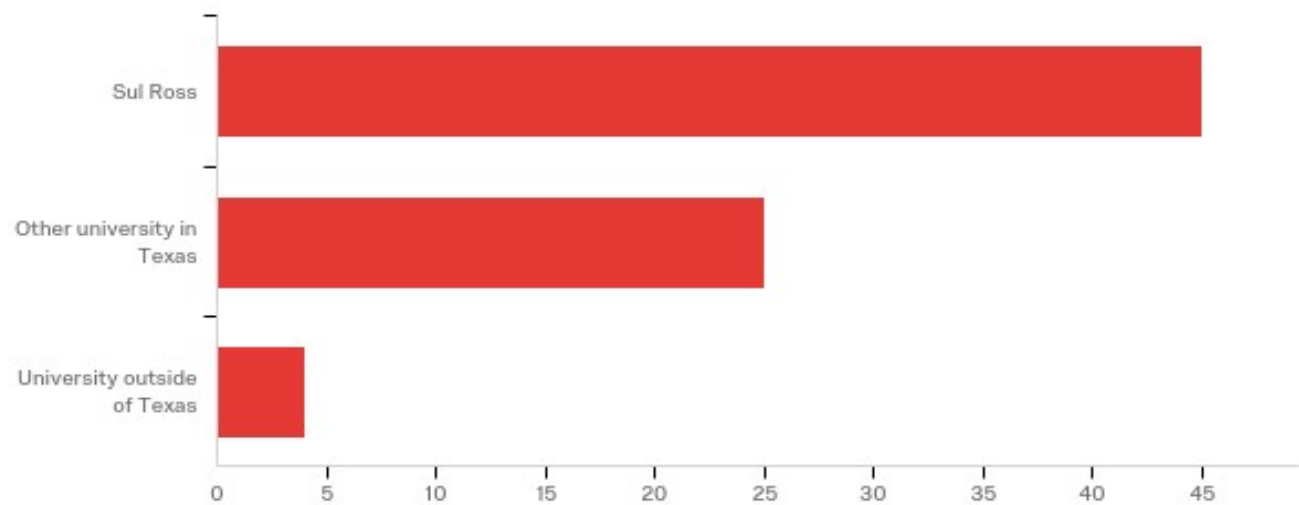
#	Answer	%	Count
1	I do not plan any further education	19%	16
2	I plan to pursue a Master's degree	73%	61
3	I plan to pursue a degree beyond the Master's	2%	2
4	I plan to pursue additional Education Certification(s)	6%	5
	Total	100%	84

If you plan to pursue further formal education, how soon do you plan to pursue this additional education?



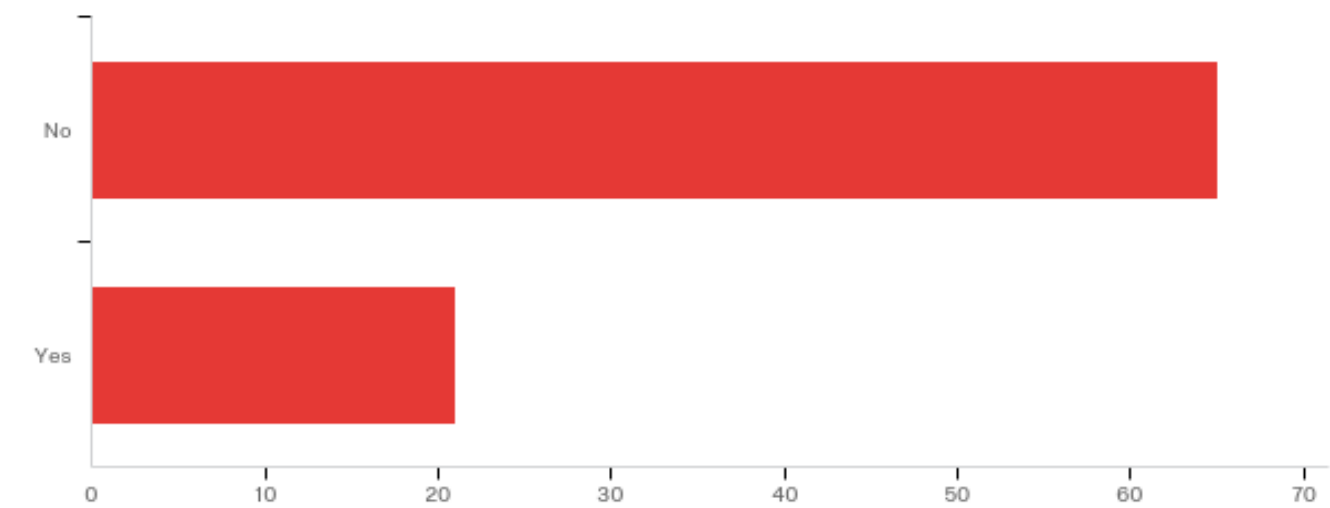
#	Answer	%	Count
3	Not yet determined	26%	19
2	Next semester	38%	28
1	Within the next year	36%	27
	Total	100%	74

If you plan to pursue further formal education, where are you most likely to enroll?



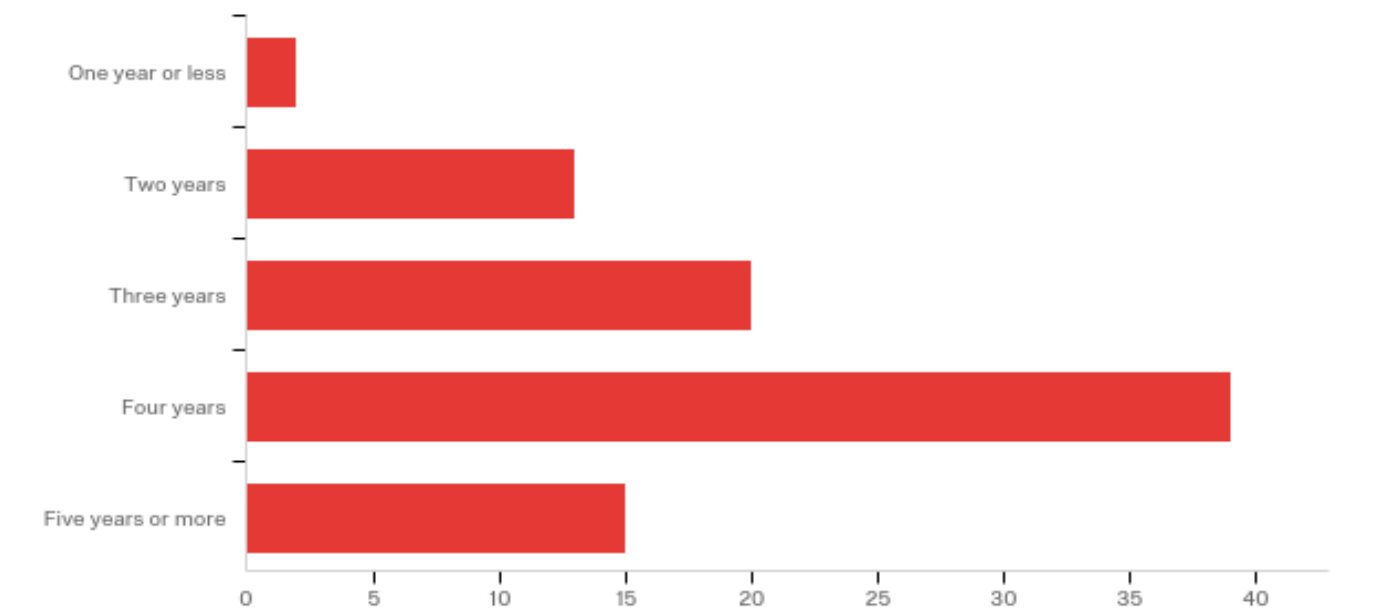
#	Answer	%	Count
1	Sul Ross	61%	45
2	Other university in Texas	34%	25
3	University outside of Texas	5%	4
	Total	100%	74

Has any other member of your family graduated from SRSU? (sibling, parent, grandparent, aunt, uncle)



#	Answer	%	Count
1	Yes	24%	21
2	No	76%	65
	Total	100%	86

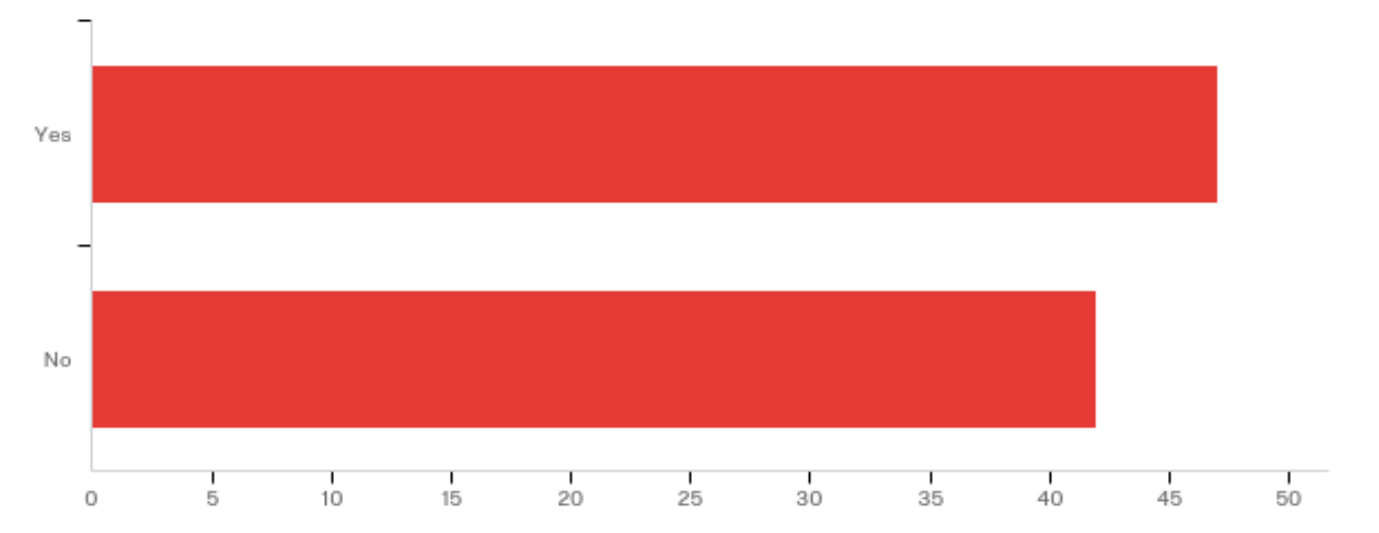
How long have you been a student at SRSU?



#	Answer	%	Count
1	One year or less	2%	2
2	Two years	15%	13
3	Three years	22%	20
4	Four years	44%	39
5	Five years or more	17%	15
	Total	100%	89

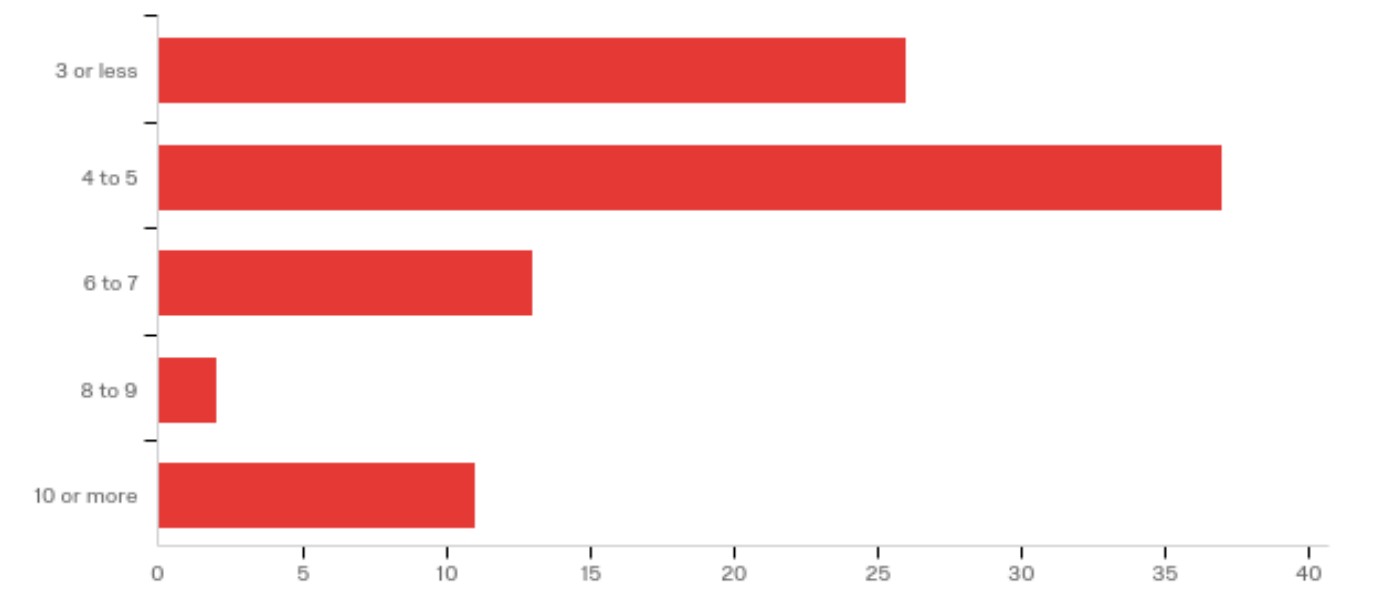


For the program you are now completing, were any of the courses completed at another college/university? Did you transfer any major credits to SRSU?



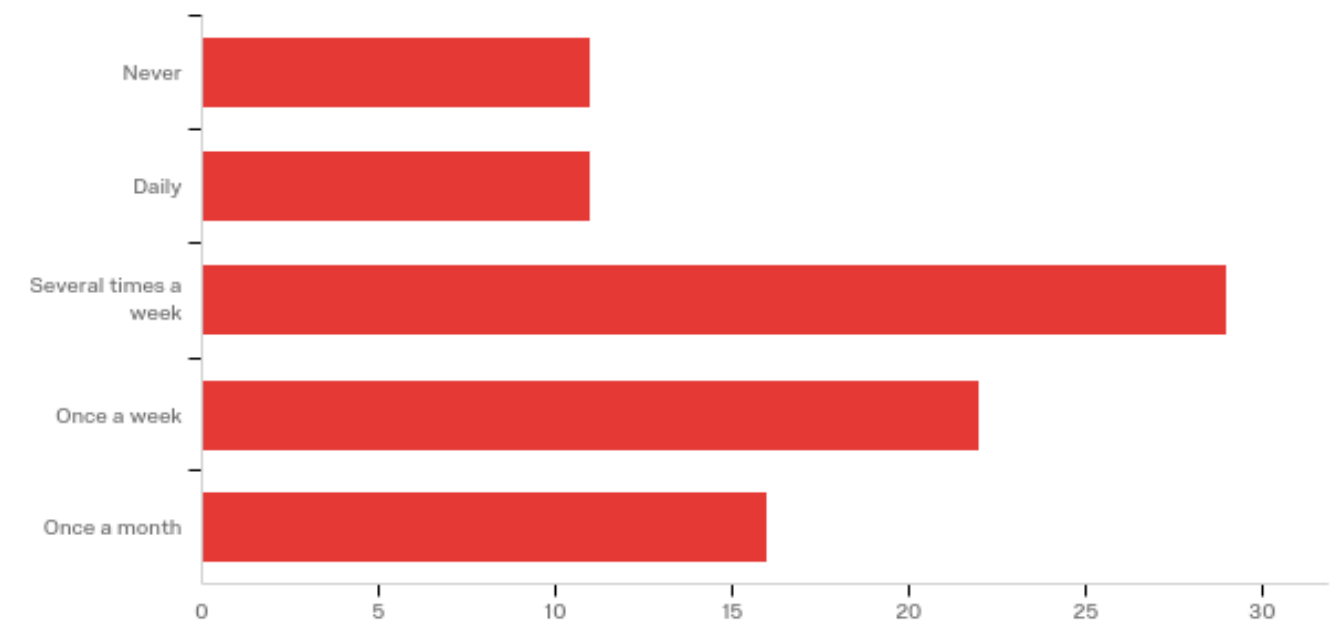
#	Answer	%	Count
1	Yes	53%	47
2	No	47%	42
	Total	100%	89

On the average, how many hours per week did you study for each course you took?



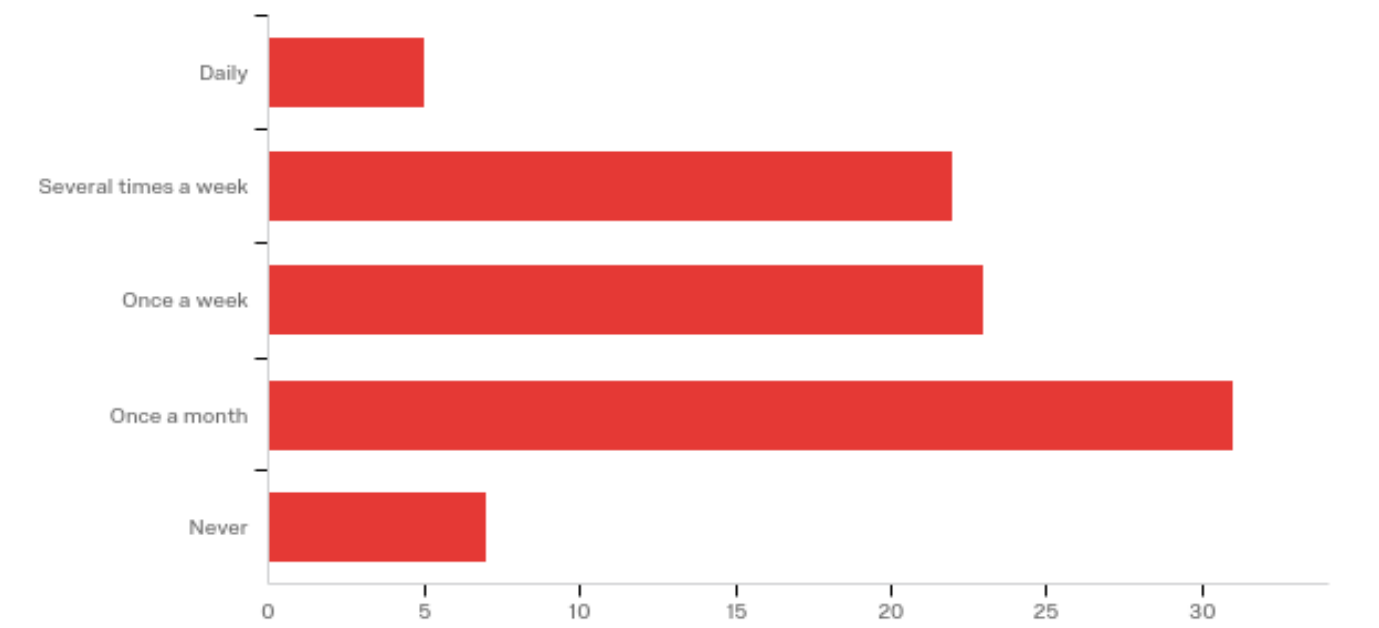
#	Answer	%	Count
1	3 or less	29%	26
2	4 to 5	42%	37
3	6 to 7	15%	13
4	8 to 9	2%	2
5	10 or more	12%	11
	Total	100%	89

Please include how often you used the computer lab



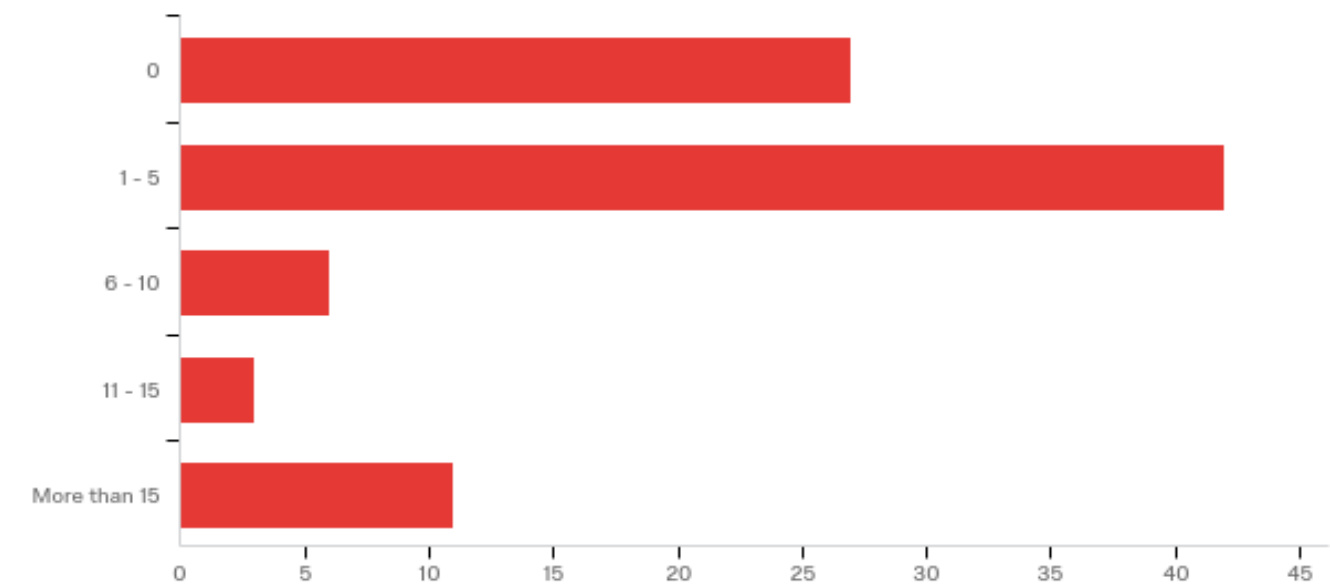
#	Answer	%	Count
5	Never	12%	11
1	Daily	12%	11
2	Several times a week	33%	29
3	Once a week	25%	22
4	Once a month	18%	16
	Total	100%	89

Please indicate how often you used the library



#	Answer	%	Count
1	Daily	6%	5
2	Several times a week	25%	22
3	Once a week	26%	23
4	Once a month	35%	31
5	Never	8%	7
	Total	100%	88

How many hours per month were you involved in a community or public service?



#	Answer	%	Count
1	0	30%	27
2	1 - 5	47%	42
3	6 - 10	7%	6
4	11 - 15	3%	3
5	More than 15	12%	11
	Total	100%	89

**How much did your education at SRSU contribute to your personal growth in each of the following areas?**

#	Question	Very little		Somewhat		Very much		Total
1	Writing effectively	8.14%	7	39.53%	34	51.16%	44	86
2	Speaking effectively	4.65%	4	37.21%	32	56.98%	49	86
3	Understanding written information	4.65%	4	38.37%	33	55.81%	48	86
4	Using the library	10.59%	9	40.00%	34	48.24%	41	85
5	Working cooperatively in a group	3.49%	3	32.56%	28	63.95%	55	86
6	Organizing your time effectively	4.65%	4	43.02%	37	52.33%	45	86
7	Recognizing your rights, responsibilities and privileges as a citizen	11.76%	10	36.47%	31	51.76%	44	85
8	Planning and carrying out projects	4.71%	4	35.29%	30	60.00%	51	85
9	Understanding and applying mathematics in your daily life	19.05%	16	39.29%	33	41.67%	35	84
10	Understanding different philosophies and	11.90%	10	36.90%	31	51.19%	43	84

	cultures							
11	Persisting at difficult tasks	4.76%	4	32.14%	27	63.10%	53	84
12	Defining and solving problems	3.57%	3	39.29%	33	57.14%	48	84
13	Recognizi ng assumptio ns and making logical inferences and reaching correct conclusio ns	5.95%	5	42.86%	36	51.19%	43	84
14	Understan ding and appreciati ng the arts	13.41%	11	36.59%	30	50.00%	41	82
15	Understan ding and applying scientific principles and methods	8.43%	7	40.96%	34	50.60%	42	83
16	Using technolog y effectively	7.23%	6	37.35%	31	55.42%	46	83

## Q22 - Rate the following maintenance and housekeeping operations at the Sul Ross State University Campus

Question	Service available but not used		Unsatisfactory		Satisfactory		Excellent		Total
Maintenance of classrooms	3%	3	5%	4	60%	52	31%	27	86
Maintenance of residence halls	14%	12	10%	9	55%	47	21%	18	86
Maintenance of restrooms	3%	3	7%	6	53%	46	36%	31	86
Maintenance of grounds	3%	3	2%	2	55%	47	40%	34	86
Adequacy of laboratory facilities	8%	7	2%	2	63%	54	27%	23	86
Adequacy of laboratory supplies	8%	7	6%	5	58%	50	28%	24	86
Parking lots	2%	2	27%	23	47%	40	24%	21	86
Campus lighting	3%	3	17%	15	50%	43	29%	25	86
Student health care	11%	9	6%	5	52%	44	32%	27	85
Academic advising by your major advisor	2%	2	10%	9	49%	42	38%	33	86
Personal counseling	15%	13	5%	4	47%	40	34%	29	86



Job and career services	15%	13	2%	2	51%	43	32%	27	85
Student activities	8%	7	5%	4	47%	40	40%	34	85
Financial assistance	5%	4	4%	3	56%	48	35%	30	85
New student orientation	12%	10	5%	4	46%	39	38%	32	85
Student organizations	8%	7	2%	2	54%	46	35%	30	85
Bookstore	4%	3	6%	5	60%	51	31%	26	85
Post office	11%	9	2%	2	48%	41	39%	33	85
Student center	8%	7	4%	3	52%	44	36%	31	85
Recreational sports	14%	12	4%	3	47%	40	35%	30	85
Intercollegiate sports	15%	13	5%	4	44%	37	36%	31	85
Student Government Association	13%	11	4%	3	49%	41	35%	29	84
Student publications (Skyline, Sage, Student Handbook)	8%	7	6%	5	55%	46	31%	26	84
Student employment on campus	12%	10	4%	3	46%	38	38%	31	82
Food services	12%	10	18%	15	47%	39	23%	19	83
Student housing	20%	16	15%	12	41%	33	25%	20	81
Registration process	1%	1	6%	5	57%	47	36%	30	83

Cashiers' office	2%	2	5%	4	57%	47	36%	30	83
Email services/ Internet access	1%	1	4%	3	61%	51	34%	28	83
Website	0%	0	2%	2	64%	53	34%	28	83
Tutorial study assistance	20%	17	0%	0	47%	39	33%	27	83
Computer center	10%	8	1%	1	52%	43	37%	31	83
Library	5%	4	0%	0	55%	46	40%	33	83
Audiovisual equipment (media services)	18%	15	0%	0	51%	42	31%	26	83
Technology help desk	17%	14	2%	2	42%	35	39%	32	83