

Undergraduate Graduating Student Survey By Campus, Fall 2016

UG Graduating Student Survey - Fall 2016

April 18th 2017, 9:40 am MDT

Q1 - College you are graduating from

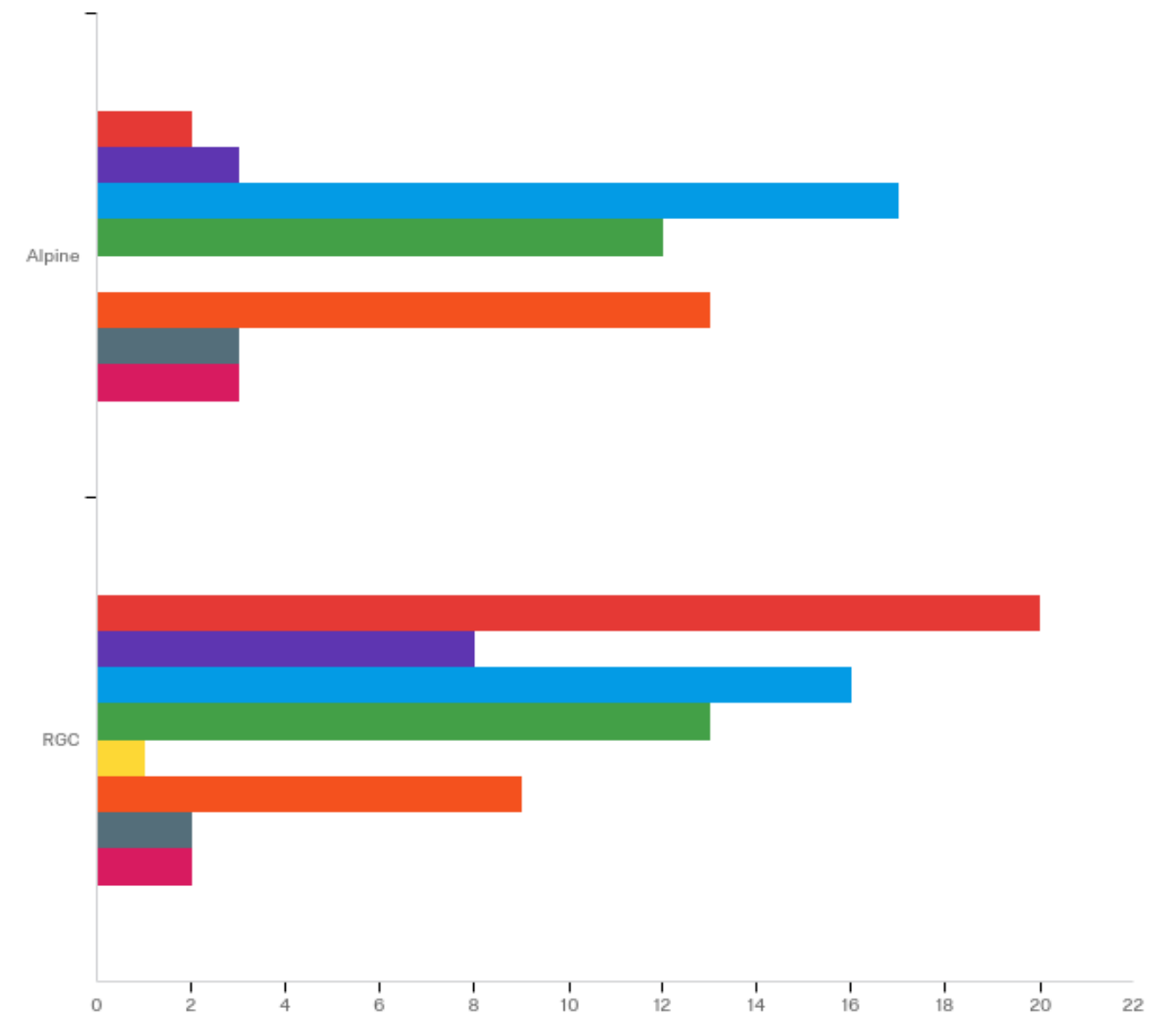


A word cloud featuring various college names in different sizes and shades of teal. The most prominent words are 'srsu', 'rg', 'cep', and 'science'. Other visible words include 'bachelor', 'university', 'applied', 'dr', 'valde', and 'science'.

Q2 - Program you are graduating from



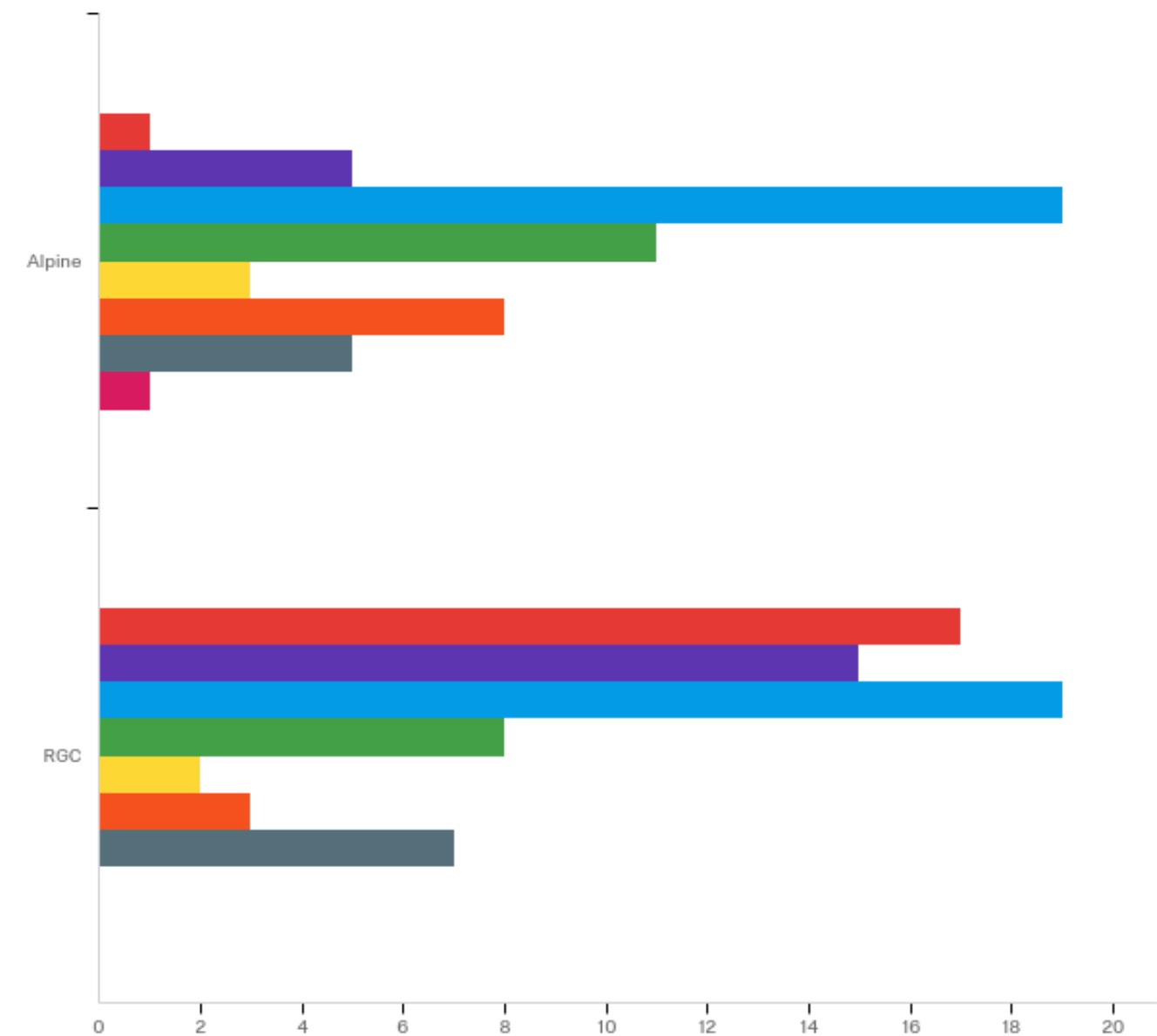
Q4 - My father's highest level of education is



#	Question	Alpine		RGC	
1	No high school	4%	2	28%	20
2	Some high school	6%	3	11%	8
3	High school diploma/GED	32%	17	23%	16
4	Some college	23%	12	18%	13
5	Associate's degree	0%	0	1%	1
6	Bachelor's degree	25%	13	13%	9

7	Graduate/Professional degree	6%	3	3%	2
8	Unknown	6%	3	3%	2
	Total	Total	53	Total	71

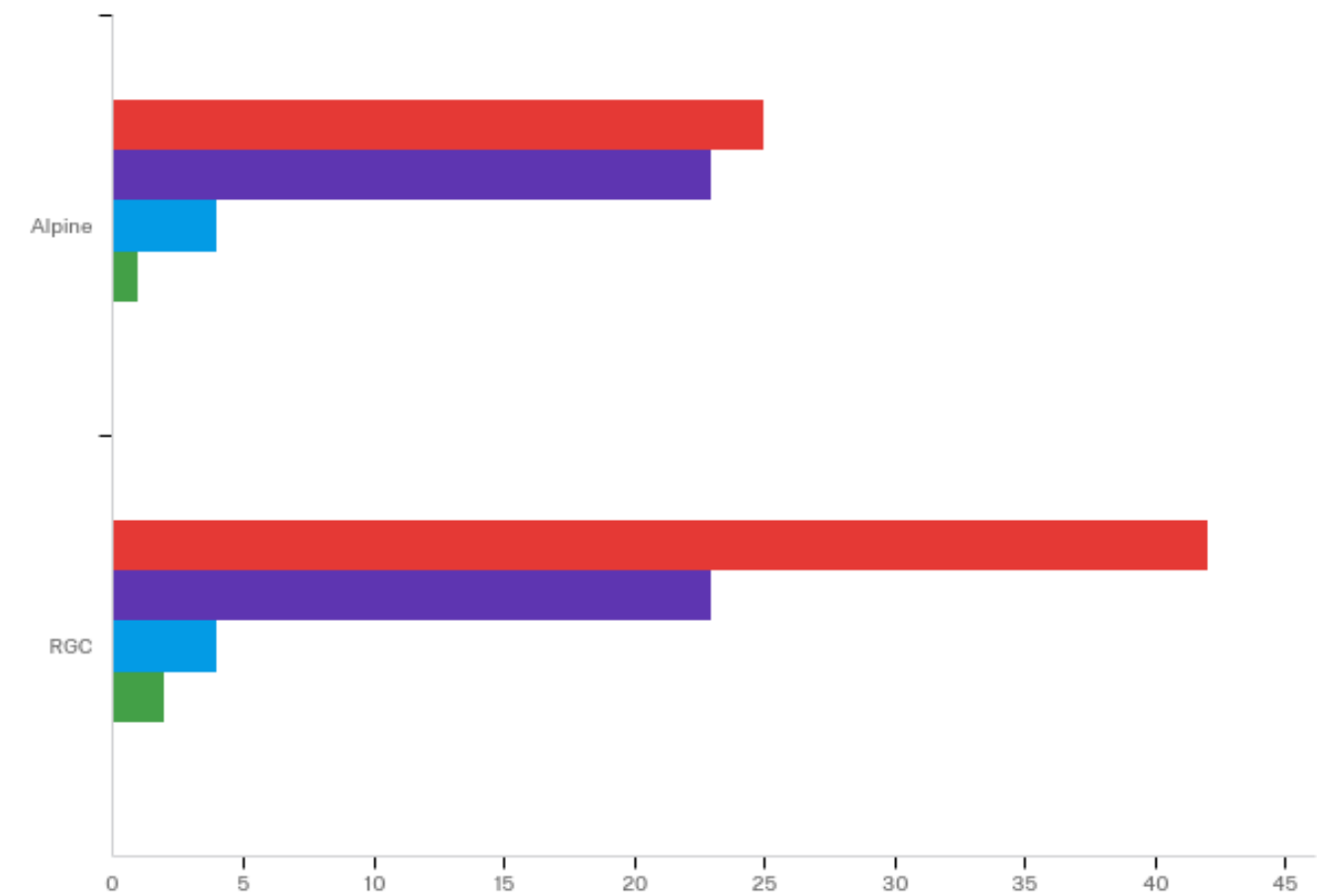
Q5 - My mother's highest level of education is



#	Question	Alpine		RGC	
1	No high school	2%	1	24%	17
2	Some high school	9%	5	21%	15
3	High school diploma/GED	36%	19	27%	19
4	Some college	21%	11	11%	8
5	Associate's degree	6%	3	3%	2
6	Bachelor's degree	15%	8	4%	3

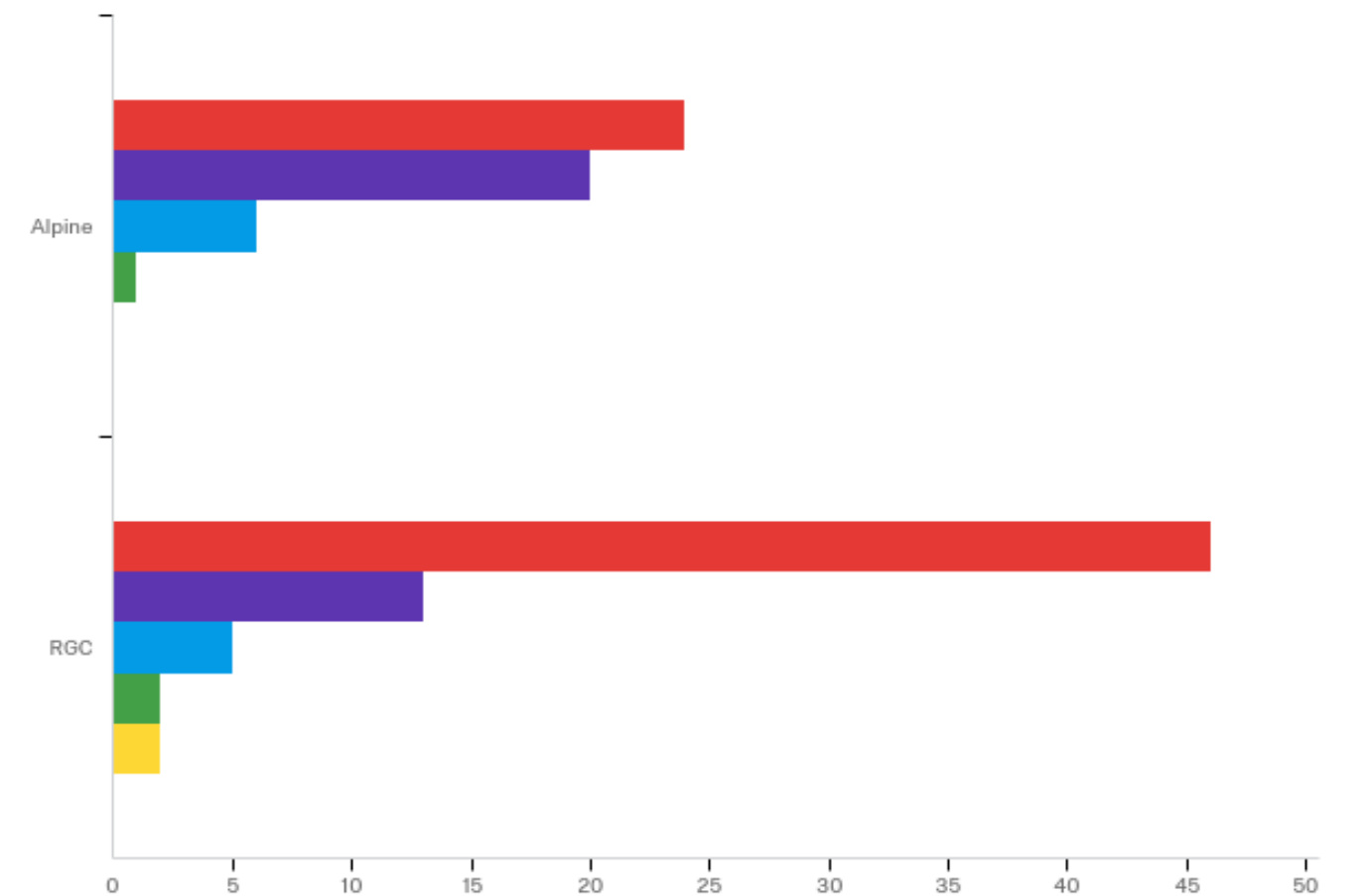
7	Graduate/Professional degree	9%	5	10%	7
8	Unknown	2%	1	0%	0
	Total	Total	53	Total	71

Q6 - If you could start college over, would you choose to attend SRSU?



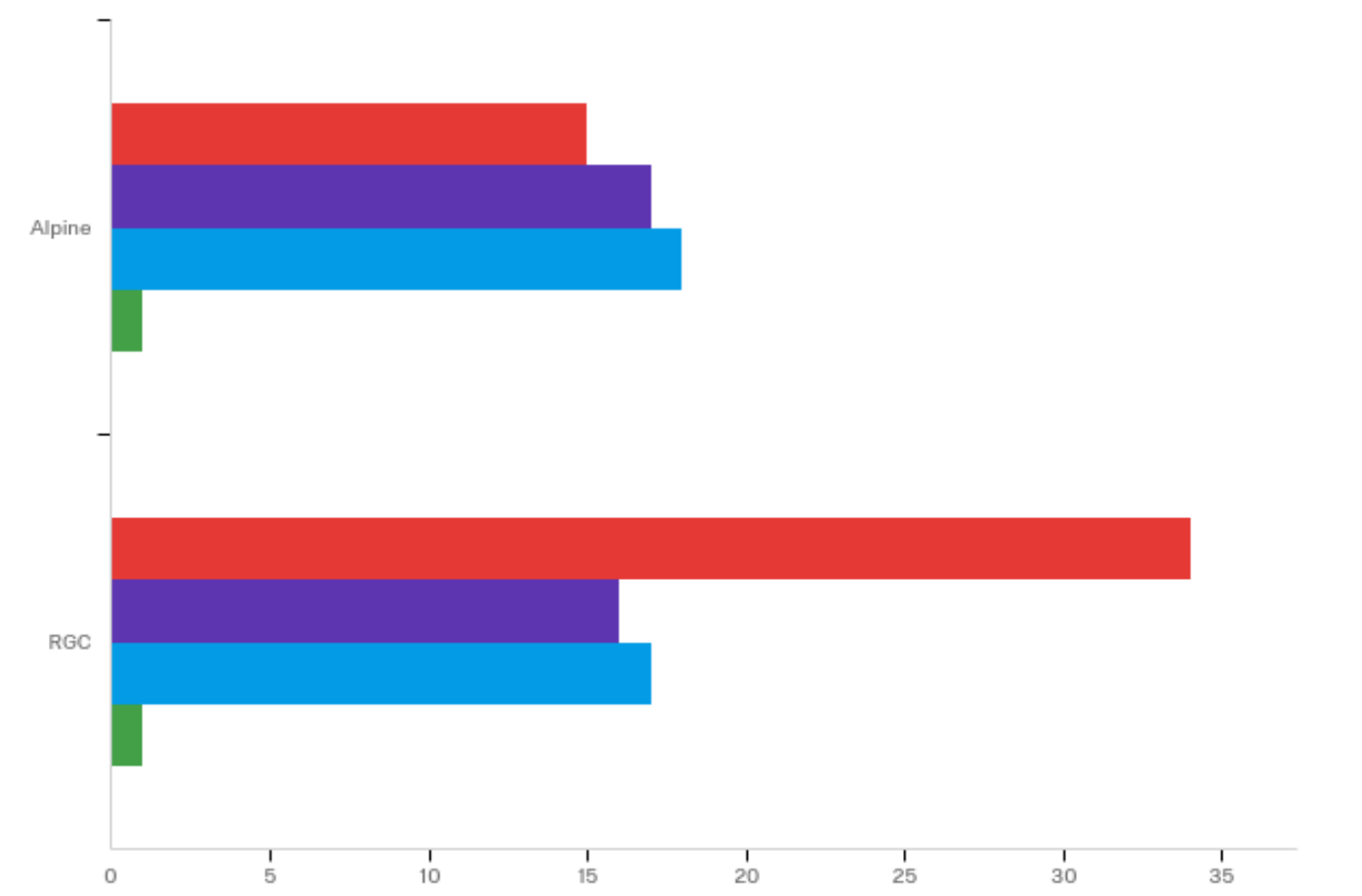
#	Question	Alpine		RGC	
1	Definitely yes	47%	25	59%	42
2	Probably yes	43%	23	32%	23
3	Might or might not	8%	4	6%	4
4	Probably not	2%	1	3%	2
5	Definitely not	0%	0	0%	0
	Total	Total	53	Total	71

Q7 - If you could start college over, would you choose to graduate with the same major?



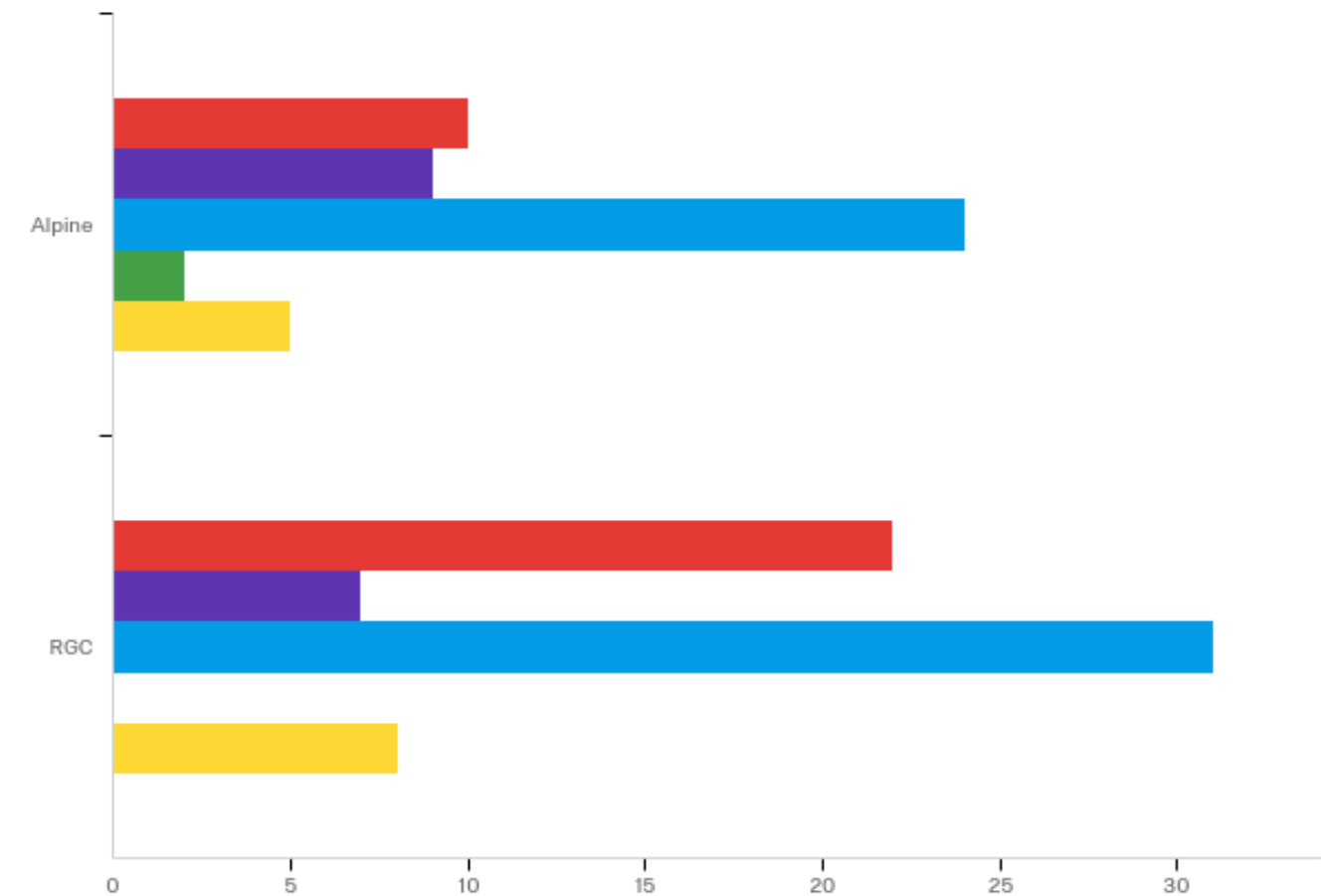
#	Question	Alpine		RGC	
1	Definitely yes	47%	24	68%	46
2	Probably yes	39%	20	19%	13
3	Might or might not	12%	6	7%	5
4	Probably not	2%	1	3%	2
5	Definitely not	0%	0	3%	2
	Total	Total	51	Total	68

Q8 - How would you compare the quality of education provided at SRSU with that of other colleges/universities?



#	Question	Alpine		RGC	
1	Did not attend another college/university	29%	15	50%	34
2	Better	33%	17	24%	16
3	About the same	35%	18	25%	17
4	Worse	2%	1	1%	1
	Total	Total	51	Total	68

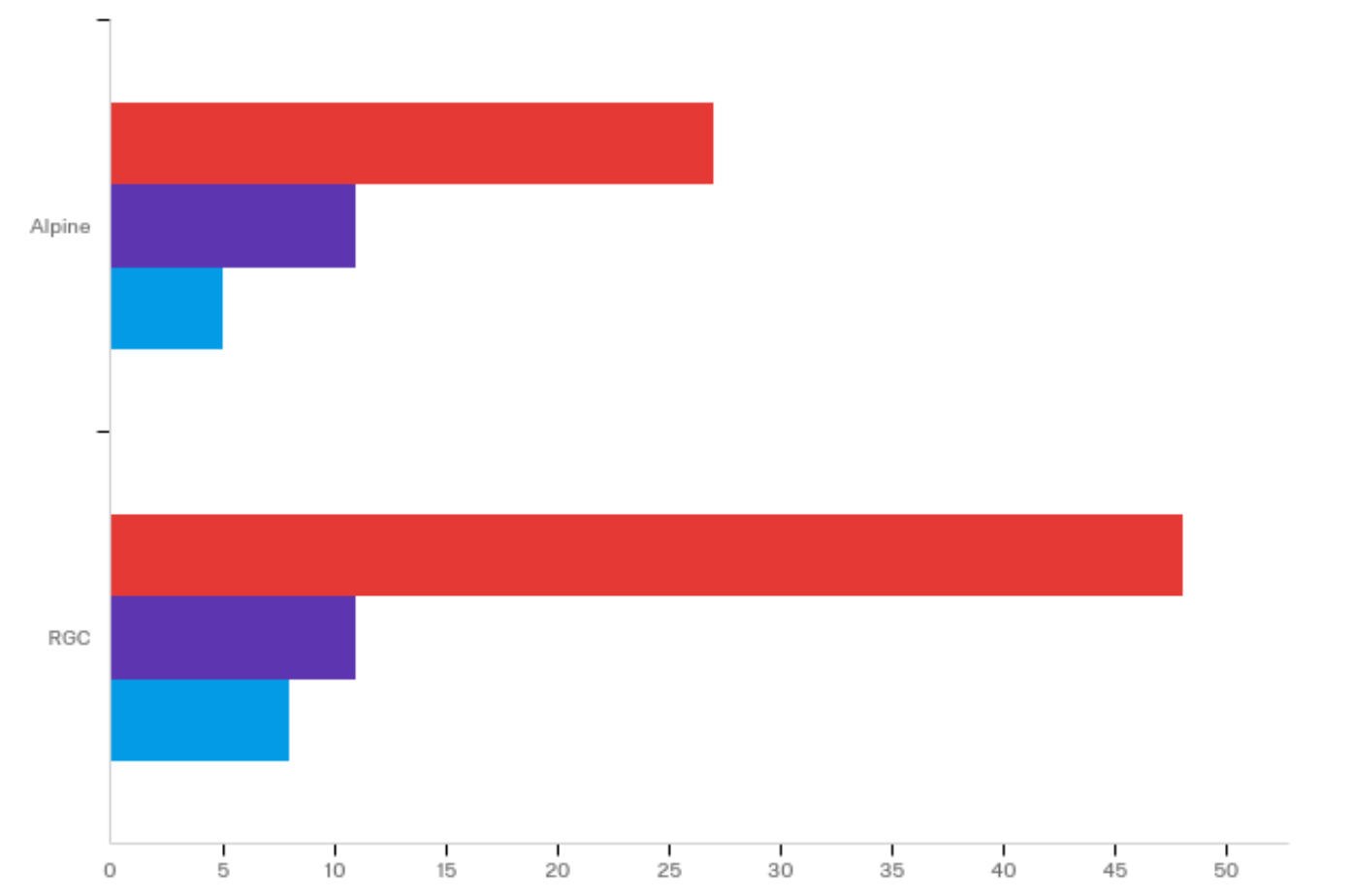
Q9 - What are your current employment plans?



#	Question	Alpine		RGC	
1	I plan to continue working in the same job I had prior to completing my current degree	20%	10	32%	22
2	I plan to work in a job I recently obtained	18%	9	10%	7
3	I am currently looking for a job	48%	24	46%	31
4	I do not plan to work outside the home	4%	2	0%	0
5	I have not yet formulated my employment plans	10%	5	12%	8

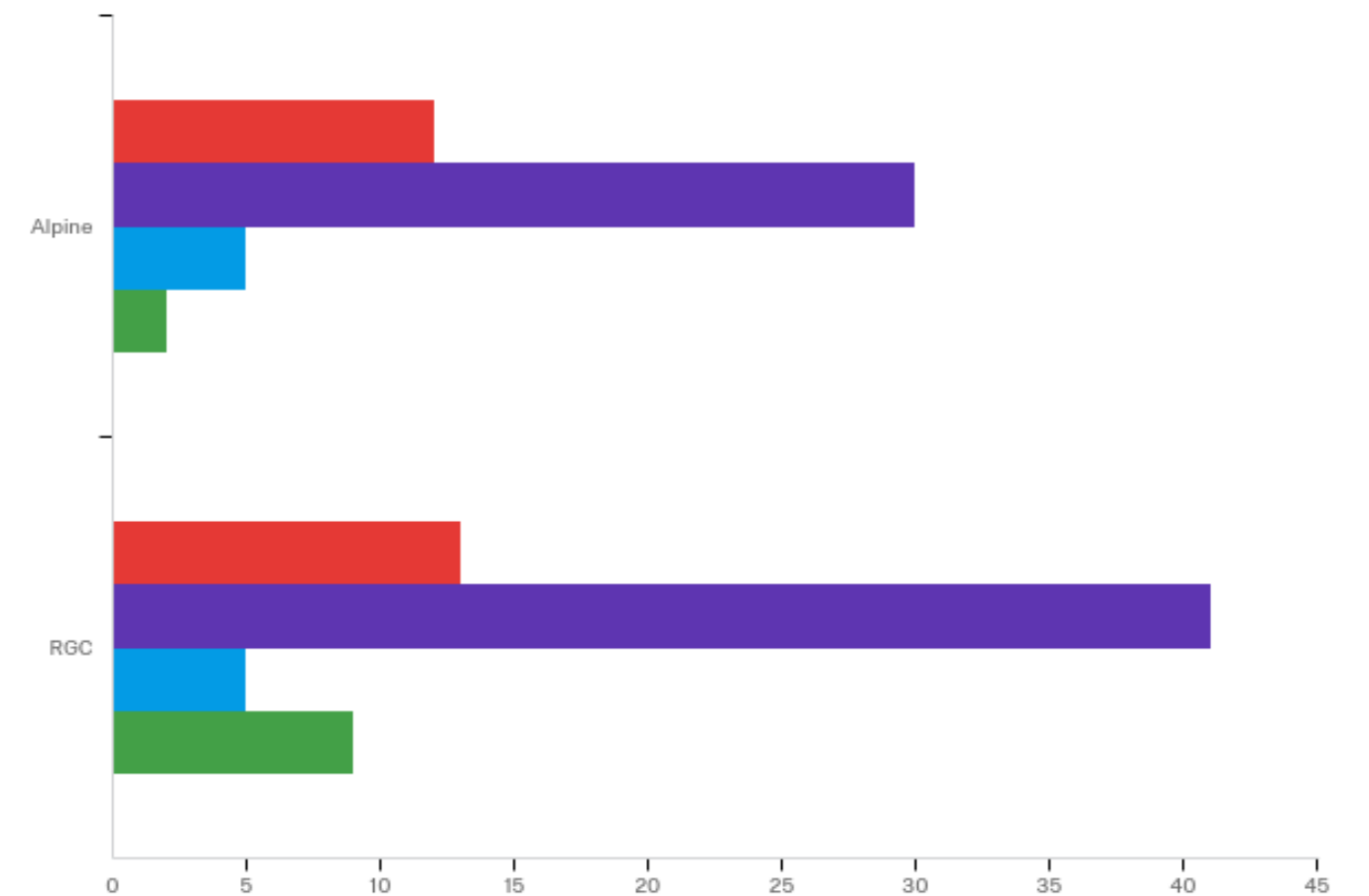
	Total	Total	50	Total	68
--	-------	-------	----	-------	----

Q10 - If you currently have or will be starting a new job, to what extent is it related to your major or area of study at SRSU?



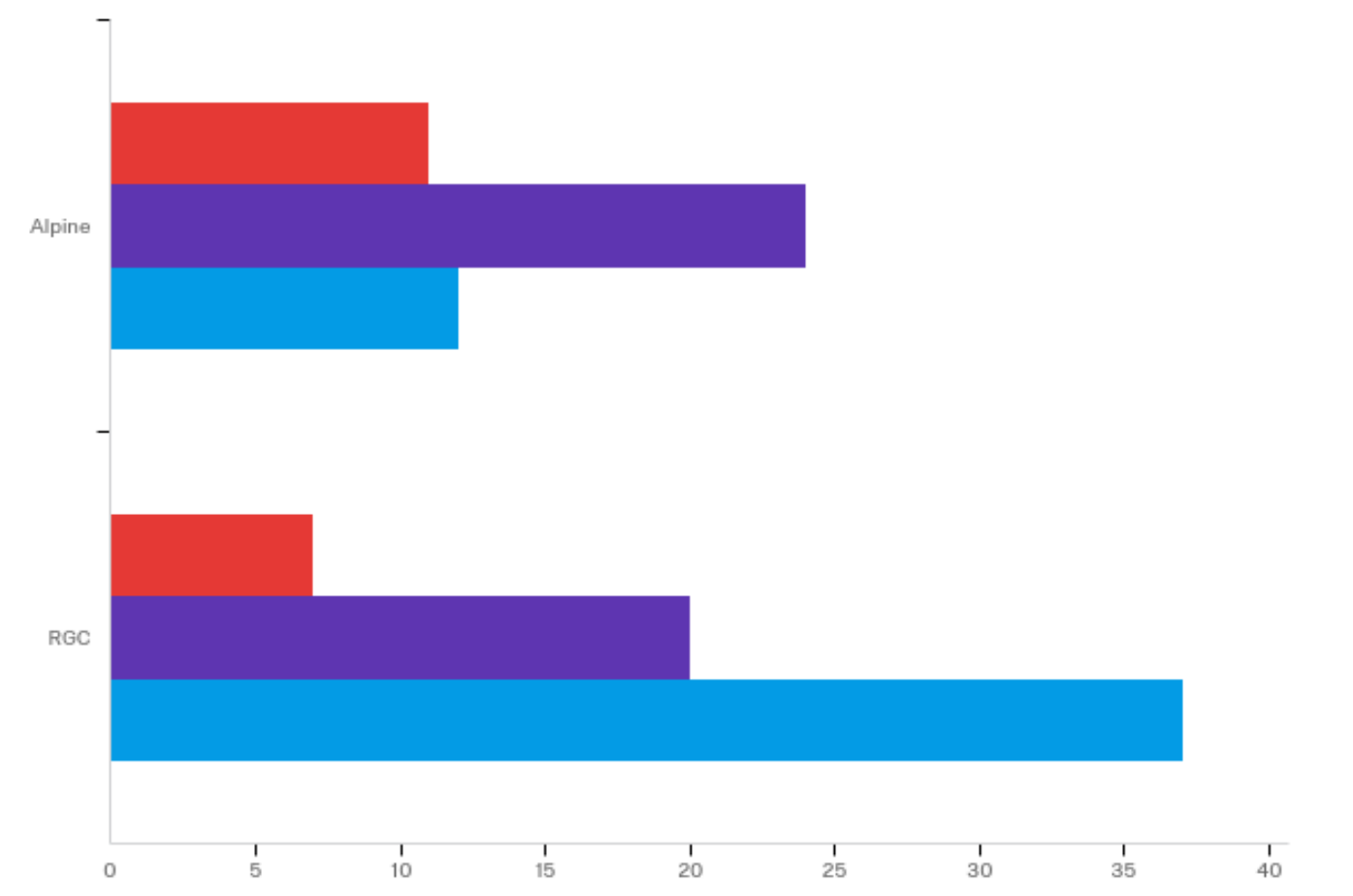
#	Question	Alpine		RGC	
1	Directly related	63%	27	72%	48
2	Somewhat related	26%	11	16%	11
3	Not related at all	12%	5	12%	8
	Total	Total	43	Total	67

Q11 - What plans do you have at this time for further formal education?



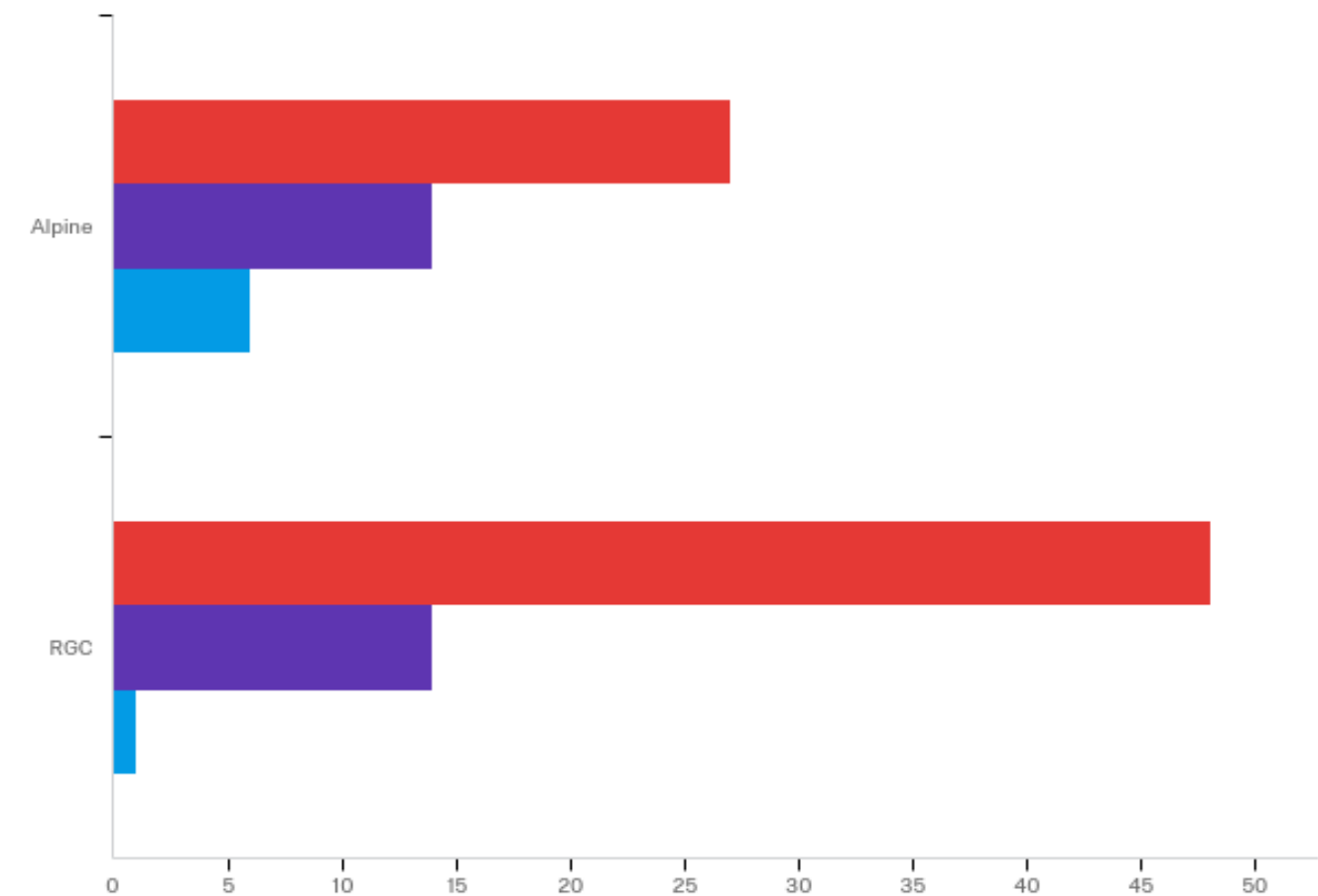
#	Question	Alpine		RGC	
1	I do not plan any further education	24%	12	19%	13
2	I plan to pursue a Master's degree	61%	30	60%	41
3	I plan to pursue a degree beyond the Master's	10%	5	7%	5
4	I plan to pursue additional Education Certification(s)	4%	2	13%	9
	Total	Total	49	Total	68

Q12 - If you plan to pursue further formal education, how soon do you plan to pursue this additional education?



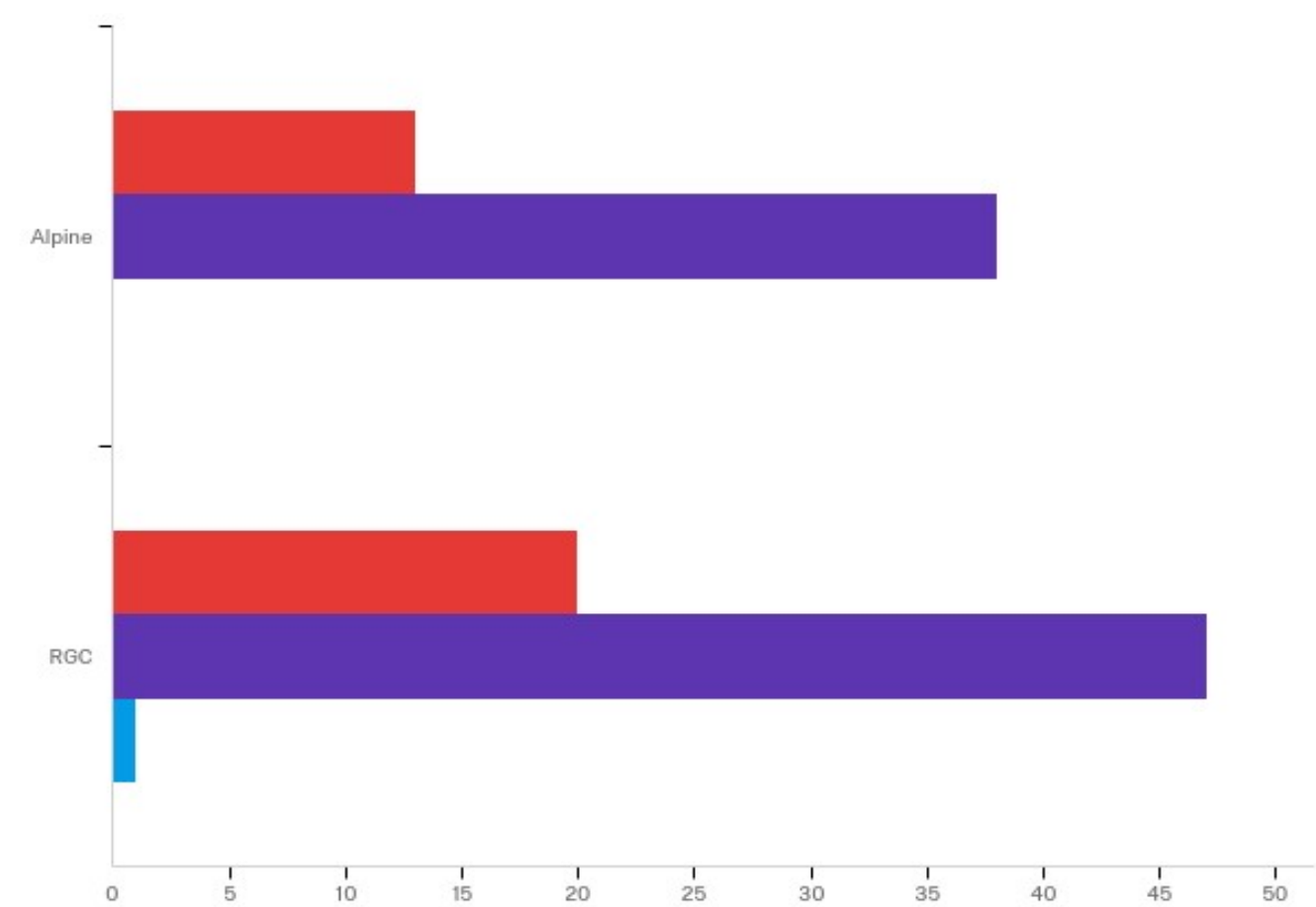
#	Question	Alpine		RGC	
1	Next semester	23%	11	11%	7
2	Within the next year	51%	24	31%	20
3	Not yet determined	26%	12	58%	37
	Total	Total	47	Total	64

Q13 - If you plan to pursue further formal education, where are you most likely to enroll?



#	Question	Alpine		RGC	
1	Sul Ross	57%	27	76%	48
2	Other university in Texas	30%	14	22%	14
3	University outside of Texas	13%	6	2%	1
	Total	Total	47	Total	63

Q14 - Has any other member of your family graduated from SRSU? (sibling, parent, grandparent, aunt, uncle)



#	Question	Alpine		RGC	
1	Yes	25%	13	29%	20
2	No	75%	38	69%	47
3	Other, please specify	0%	0	1%	1
	Total	Total	51	Total	68

Other, please specify - Alpine

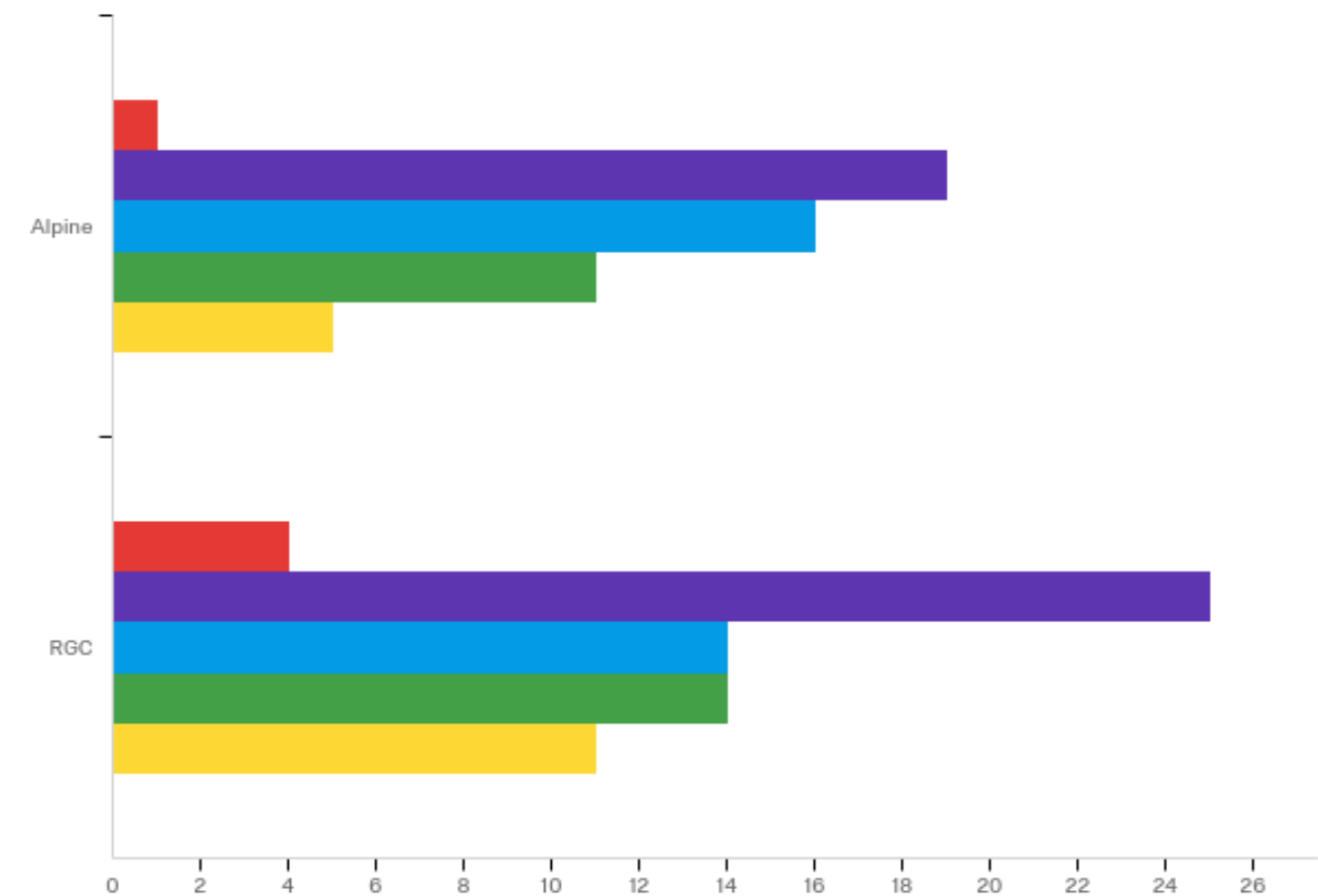
Other, please specify

Other, please specify - RGC

Other, please specify

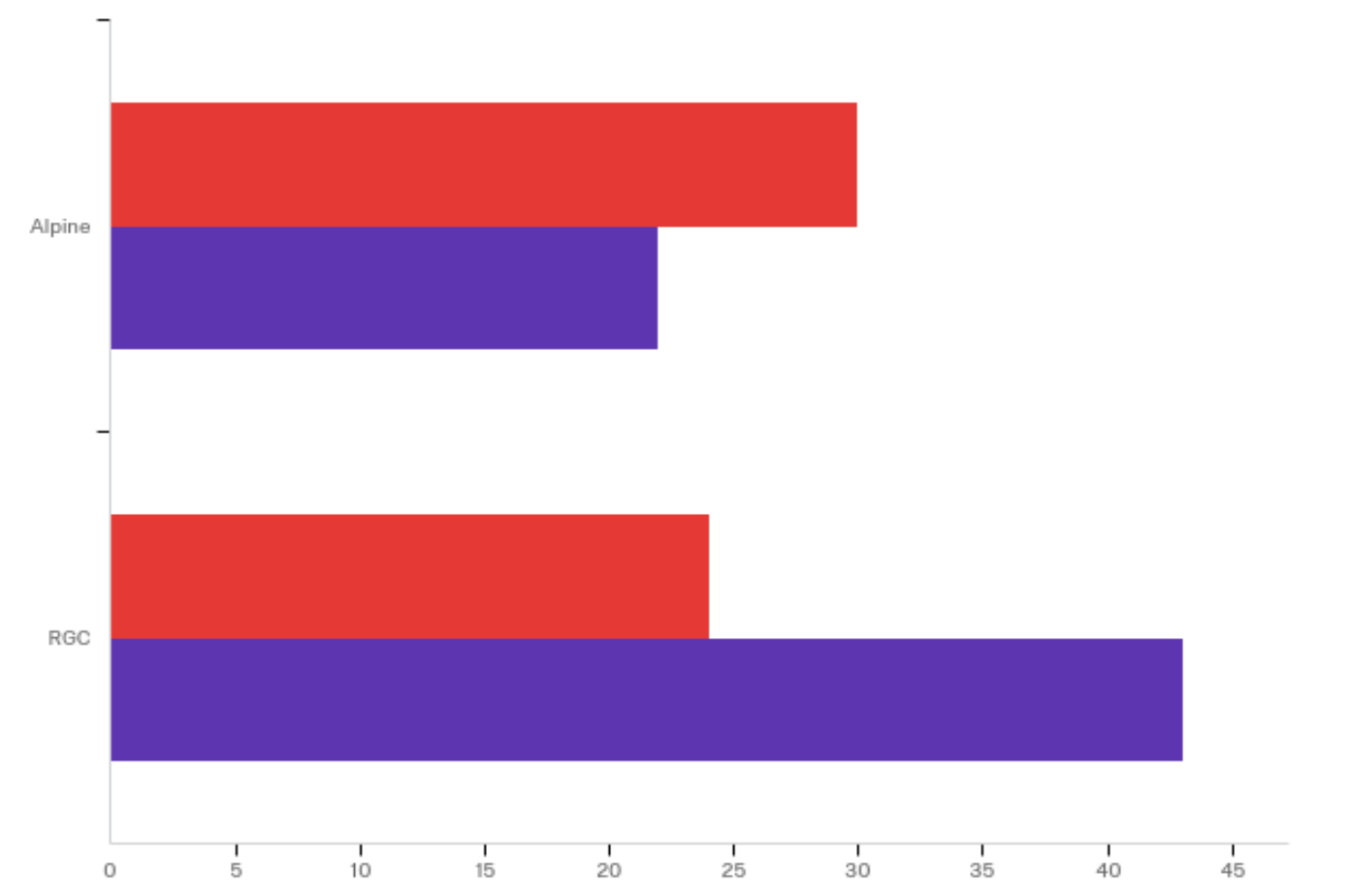
cousin

Q15 - How long have you been a student at SRSU?



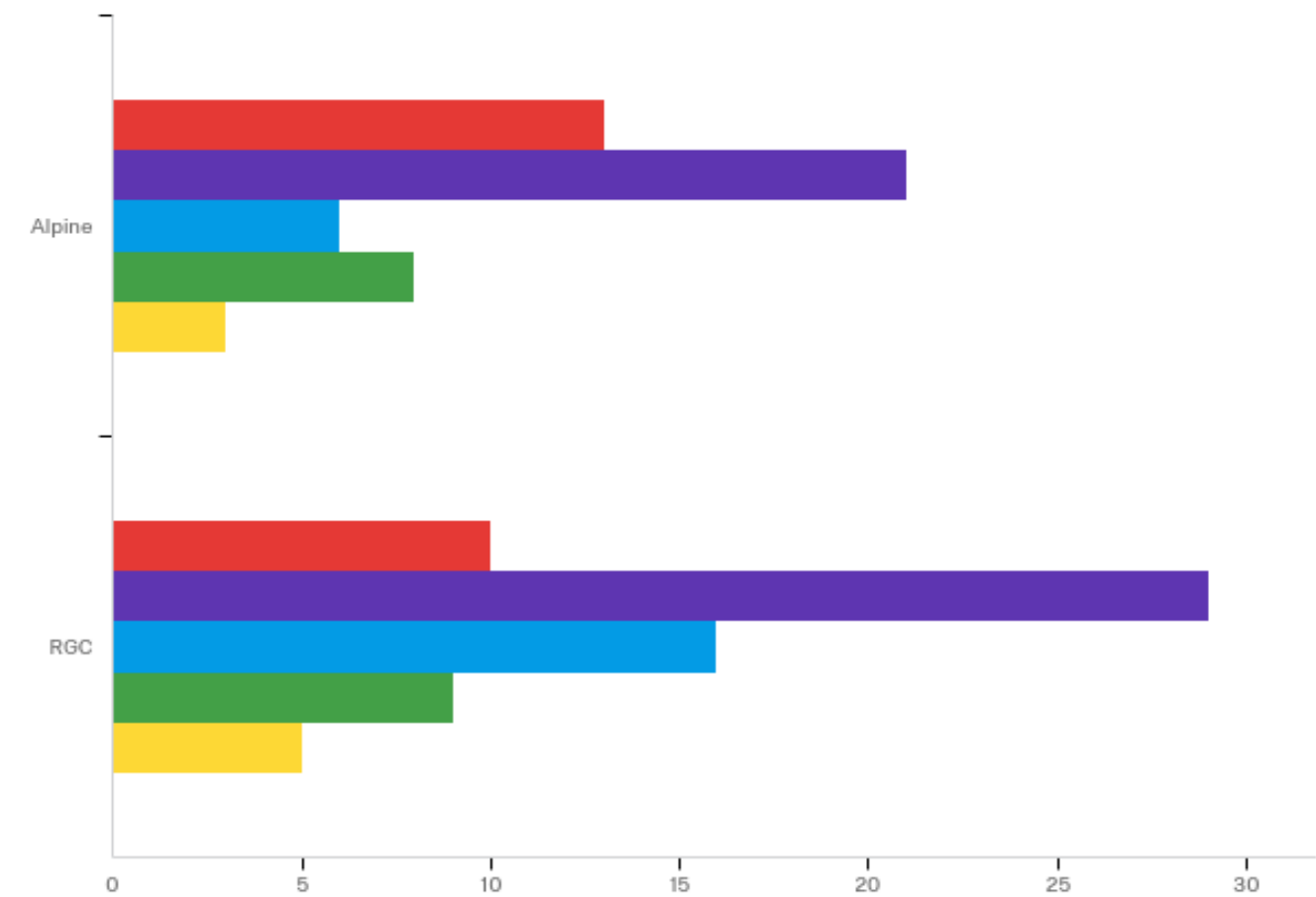
#	Question	Alpine		RGC	
1	One year or less	2%	1	6%	4
2	Two years	37%	19	37%	25
3	Three years	31%	16	21%	14
4	Four years	21%	11	21%	14
5	Five years or more	10%	5	16%	11
	Total	Total	52	Total	68

Q16 - For the program you are now completing, were any of the courses completed at another college/university? Did you transfer any major credits to SRSU?



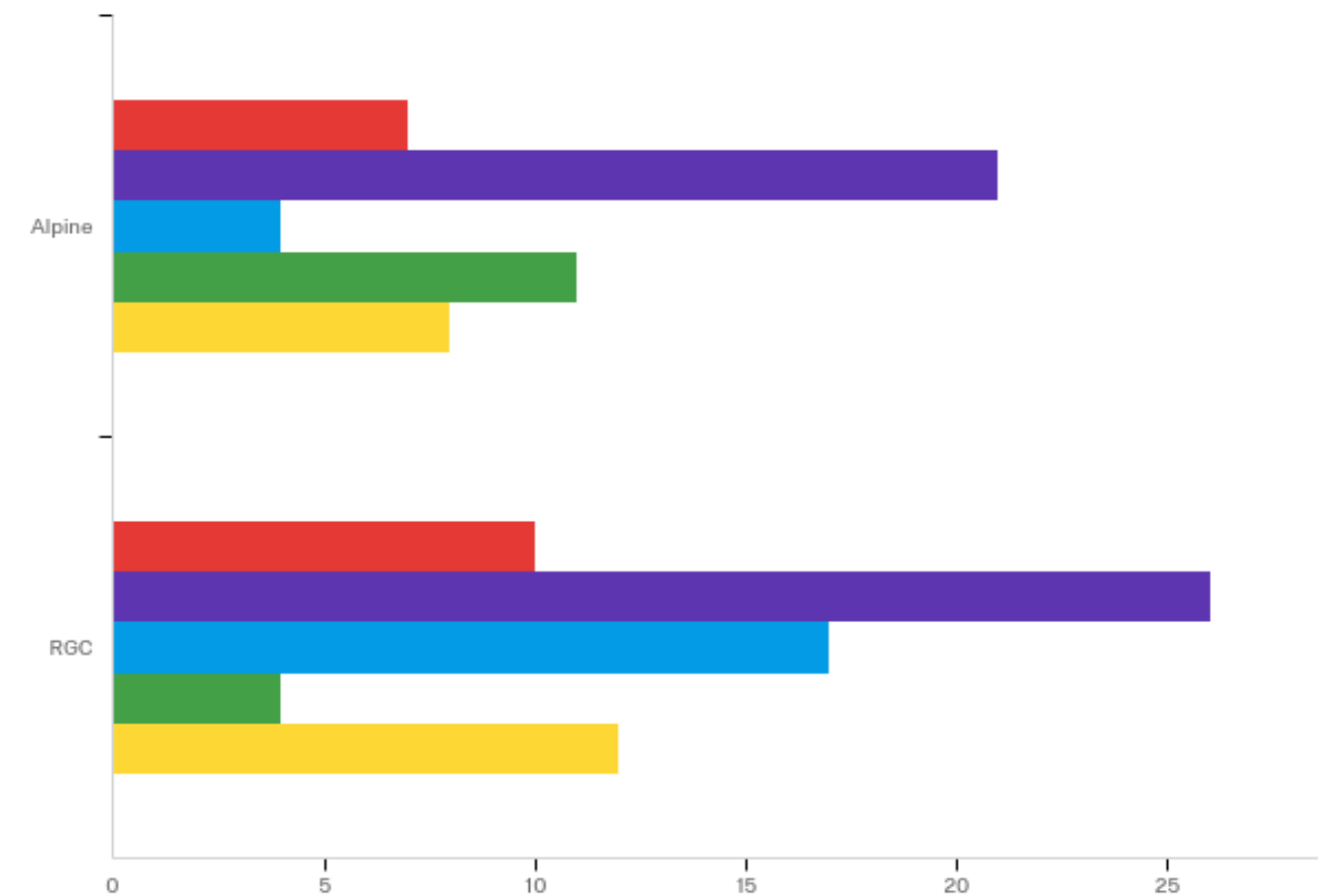
#	Question	Alpine		RGC	
1	Yes	58%	30	36%	24
2	No	42%	22	64%	43
	Total	Total	52	Total	67

Q17 - On the average, how many hours per week did you study for each course you took?



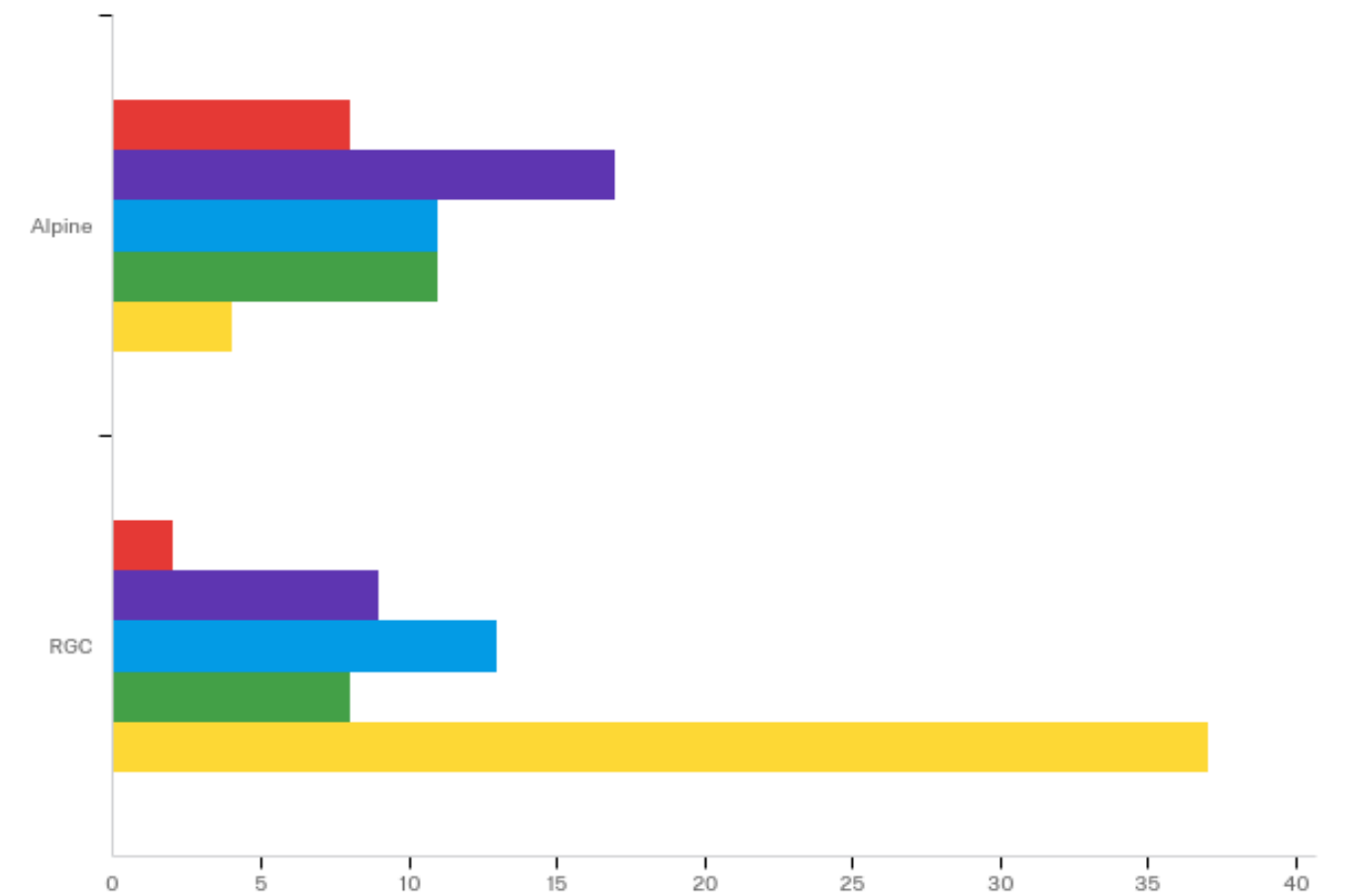
#	Question	Alpine		RGC	
1	3 or less	25%	13	14%	10
2	4 to 5	41%	21	42%	29
3	6 to 7	12%	6	23%	16
4	8 to 9	16%	8	13%	9
5	10 or more	6%	3	7%	5
	Total	Total	51	Total	69

Q18 - Please include how often you used the computer lab



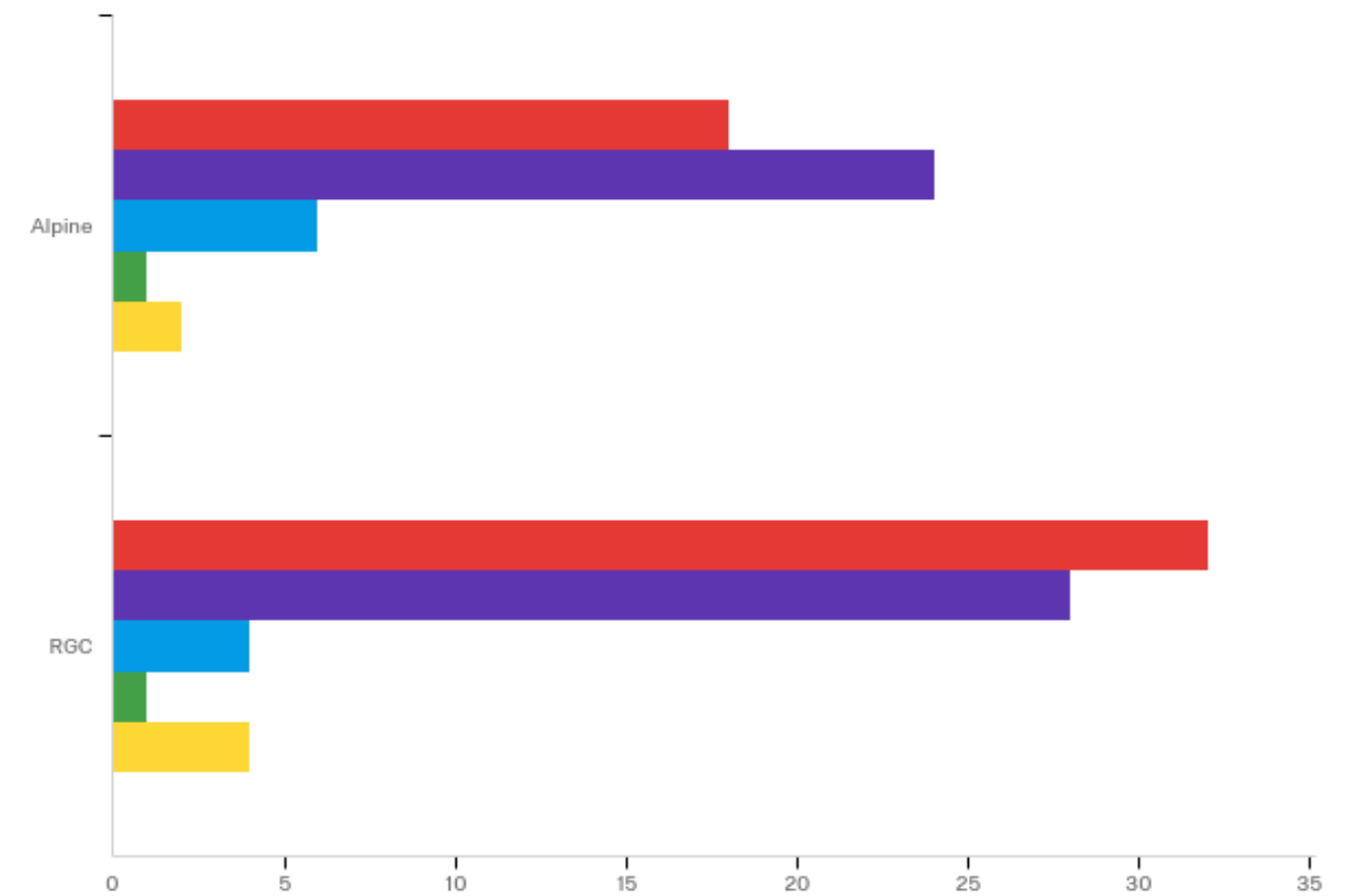
#	Question	Alpine		RGC	
1	Daily	14%	7	14%	10
2	Several times a week	41%	21	38%	26
3	Once a week	8%	4	25%	17
4	Once a month	22%	11	6%	4
5	Never	16%	8	17%	12
	Total	Total	51	Total	69

Q19 - Please indicate how often you used the library



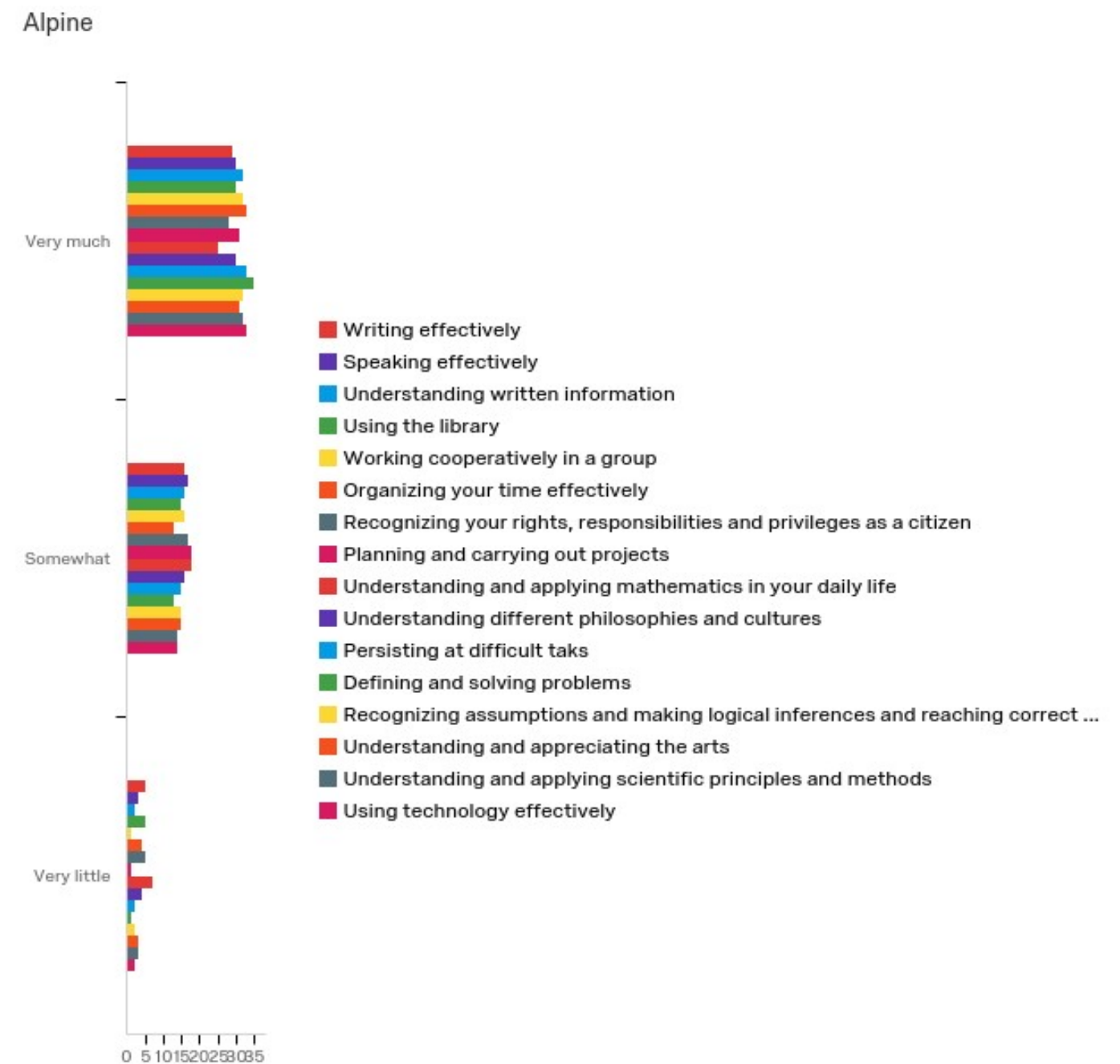
#	Question	Alpine		RGC	
1	Daily	16%	8	3%	2
2	Several times a week	33%	17	13%	9
3	Once a week	22%	11	19%	13
4	Once a month	22%	11	12%	8
5	Never	8%	4	54%	37
	Total	Total	51	Total	69

Q20 - How many hours per month were you involved in a community or public service?

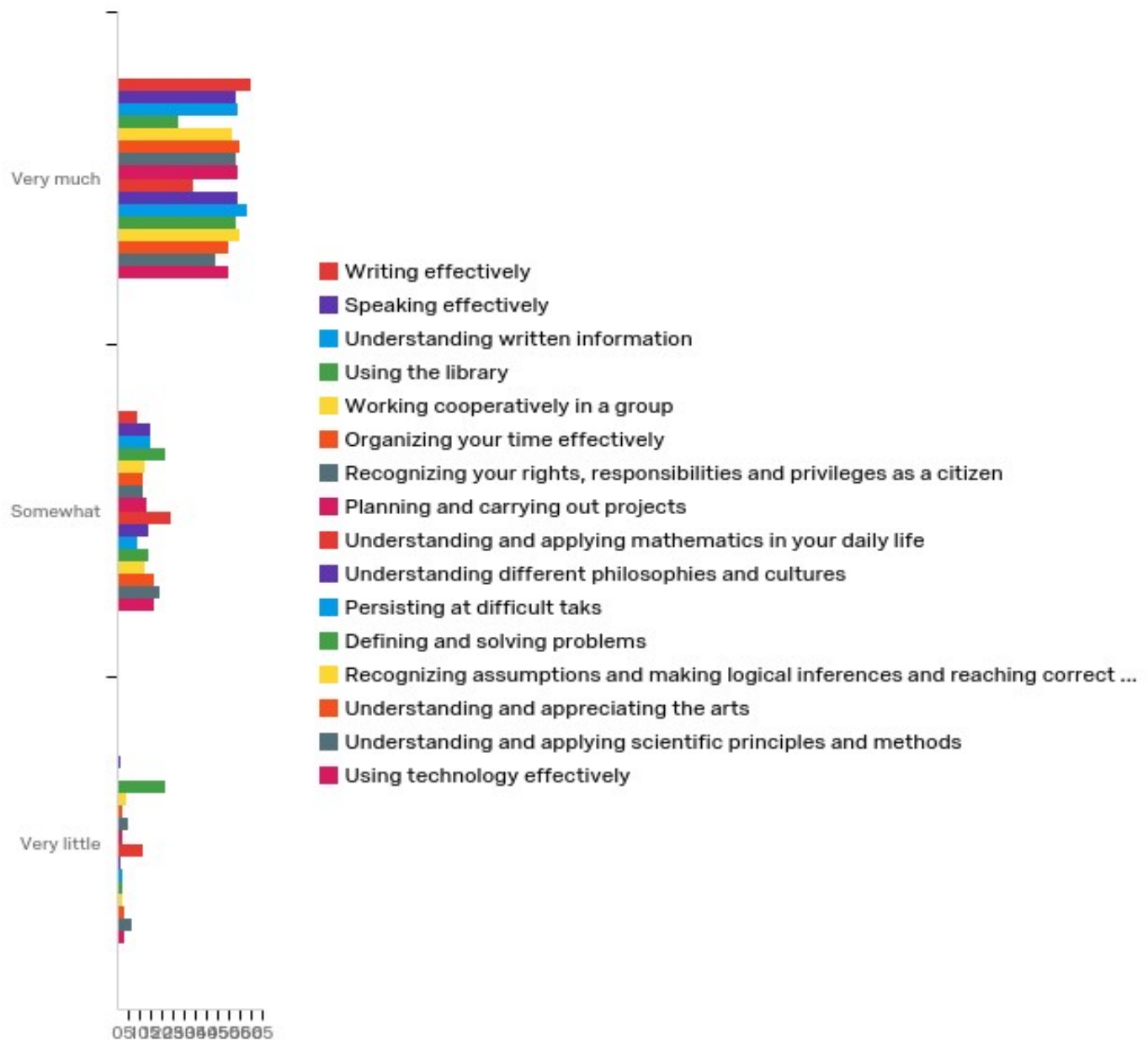


#	Question	Alpine		RGC	
1	0	35%	18	46%	32
2	1 - 5	47%	24	41%	28
3	6 - 10	12%	6	6%	4
4	11 - 15	2%	1	1%	1
5	More than 15	4%	2	6%	4
	Total	Total	51	Total	69

Q21 - How much did your education at SRSU contribute to your personal growth in each of the following areas?



RGC



Alpine

#	Question	Very much		Somewhat		Very little		Total
1	Writing effectively	58%	29	32%	16	10%	5	50
2	Speaking effectively	60%	30	34%	17	6%	3	50
3	Understanding written information	64%	32	32%	16	4%	2	50

4	Using the library	60%	30	30%	15	10%	5	50
5	Working cooperatively in a group	65%	32	33%	16	2%	1	49
6	Organizing your time effectively	66%	33	26%	13	8%	4	50
7	Recognizing your rights, responsibilities and privileges as a citizen	56%	28	34%	17	10%	5	50
8	Planning and carrying out projects	62%	31	36%	18	2%	1	50
9	Understanding and applying mathematics in your daily life	50%	25	36%	18	14%	7	50
10	Understanding different philosophies and cultures	60%	30	32%	16	8%	4	50
11	Persisting at difficult tasks	66%	33	30%	15	4%	2	50
12	Defining and solving problems	71%	35	27%	13	2%	1	49
13	Recognizing assumptions and making logical inferences and	65%	32	31%	15	4%	2	49

	reaching correct conclusions							
14	Understanding and appreciating the arts	63%	31	31%	15	6%	3	49
15	Understanding and applying scientific principles and methods	65%	32	29%	14	6%	3	49
16	Using technology effectively	67%	33	29%	14	4%	2	49

RGC

#	Question	Very much		Somewhat		Very little		Total
1	Writing effectively	87%	60	13%	9	0%	0	69
2	Speaking effectively	77%	53	22%	15	1%	1	69
3	Understanding written information	78%	54	22%	15	0%	0	69
4	Using the library	39%	27	30%	21	30%	21	69
5	Working cooperatively in a group	76%	52	18%	12	6%	4	68
6	Organizing your time effectively	81%	55	16%	11	3%	2	68
7	Recognizing your rights, responsibilities and	77%	53	16%	11	7%	5	69

	privileges as a citizen							
8	Planning and carrying out projects	78%	54	19%	13	3%	2	69
9	Understan ding and applying mathema tics in your daily life	49%	34	35%	24	16%	11	69
10	Understan ding different philosophi es and cultures	78%	54	20%	14	1%	1	69
11	Persisting at difficult tasks	84%	58	13%	9	3%	2	69
12	Defining and solving problems	77%	53	20%	14	3%	2	69
13	Recognizi ng assumptio ns and making logical inferences and reaching correct conclusio ns	80%	55	17%	12	3%	2	69
14	Understan ding and appreciati ng the arts	72%	50	23%	16	4%	3	69
15	Understan ding and applying scientific principles and methods	64%	44	28%	19	9%	6	69

16	Using technolog y effectively	72%	50	23%	16	4%	3	69
----	--	-----	----	-----	----	----	---	----

Q22 - Rate the following maintenance and housekeeping operations at the Sul Ross State University Campus

Alpine



RGC



Alpine

#	Question	Excellent		Satisfactory		Unsatisfactory		Service available but not used		Total
1	Maintenance of classrooms	38%	19	60%	30	2%	1	0%	0	50
2	Maintenance of residence halls	20%	10	56%	28	10%	5	14%	7	50

	nance of residen ce halls									
3	Mainte nance of restroo ms	34%	17	66%	33	0%	0	0%	0	50
4	Mainte nance of grounds	40%	20	58%	29	2%	1	0%	0	50
5	Adequa cy of laborat ory facilities	36%	18	64%	32	0%	0	0%	0	50
6	Adequa cy of laborat ory supplies	32%	16	68%	34	0%	0	0%	0	50
7	Parking lots	32%	16	58%	29	10%	5	0%	0	50
8	Campus lighting	32%	16	60%	30	8%	4	0%	0	50
9	Student health care	26%	12	60%	28	2%	1	13%	6	47
10	Academ ic advising by your major advisor	42%	20	50%	24	4%	2	4%	2	48
11	Persona l counsel ing	25%	12	56%	27	2%	1	17%	8	48
12	Job and career services	33%	16	50%	24	2%	1	15%	7	48
13	Student activitie s	35%	17	56%	27	0%	0	8%	4	48
14	Financi al assistan ce	34%	16	62%	29	0%	0	4%	2	47
15	New	38%	18	50%	24	2%	1	10%	5	48

	student orienta tion									
16	Student organiza tions	38%	18	50%	24	0%	0	13%	6	48
17	Booksto re	33%	16	58%	28	4%	2	4%	2	48
18	Post office	29%	14	56%	27	0%	0	15%	7	48
19	Student center	33%	16	52%	25	0%	0	15%	7	48
20	Recreati onal sports	40%	19	48%	23	0%	0	13%	6	48
21	Intercoll egiate sports	38%	18	46%	22	2%	1	15%	7	48
22	Student Govern ment Associa tion	33%	16	48%	23	2%	1	17%	8	48
23	Student publica tions (Skyline , Sage, Student Handbo ok)	38%	18	47%	22	2%	1	13%	6	47
24	Student employ ment on campus	40%	19	48%	23	0%	0	13%	6	48
25	Food services	31%	15	52%	25	4%	2	13%	6	48
26	Student housing	31%	15	50%	24	6%	3	13%	6	48
27	Registra tion process	33%	16	60%	29	0%	0	6%	3	48
28	Cashier s' office	35%	17	54%	26	4%	2	6%	3	48
29	Email services /Intern et access	35%	17	60%	29	0%	0	4%	2	48
30	Website	38%	18	58%	28	0%	0	4%	2	48

31	Tutorial study assistan ce	35%	17	52%	25	0%	0	13%	6	48
32	Comput er center	42%	20	48%	23	2%	1	8%	4	48
33	Library	42%	20	54%	26	2%	1	2%	1	48
34	Audiovi sual equipm ent (media services)	40%	19	50%	24	0%	0	10%	5	48
35	Technol ogy help desk	33%	16	56%	27	0%	0	10%	5	48

RGC

#	Questio n	Excellen t		Satisfac tory		Unsatisf actory		Service availabl e but not used		Total
1	Mainte nance of classroo ms	67%	46	30%	21	0%	0	3%	2	69
2	Mainte nance of residen ce halls	57%	39	22%	15	0%	0	22%	15	69
3	Mainte nance of restroo ms	71%	49	26%	18	0%	0	3%	2	69
4	Mainte nance of grounds	71%	49	26%	18	0%	0	3%	2	69
5	Adequa cy of laborat	55%	38	29%	20	0%	0	16%	11	69

	ory facilities									
6	Adequa cy of laborat ory supplies	55%	38	28%	19	0%	0	17%	12	69
7	Parking lots	67%	46	28%	19	1%	1	4%	3	69
8	Campus lighting	60%	40	34%	23	3%	2	3%	2	67
9	Student health care	31%	21	22%	15	4%	3	43%	29	68
10	Academ ic advising by your major advisor	46%	32	38%	26	4%	3	12%	8	69
11	Persona l counsel ing	36%	25	36%	25	4%	3	23%	16	69
12	Job and career services	32%	22	38%	26	6%	4	25%	17	69
13	Student activitie s	39%	27	33%	23	3%	2	25%	17	69
14	Financi al assistan ce	50%	34	35%	24	7%	5	7%	5	68
15	New student orienta tion	41%	28	38%	26	3%	2	19%	13	69
16	Student organiz ations	39%	27	30%	21	3%	2	28%	19	69
17	Booksto re	38%	26	29%	20	6%	4	28%	19	69
18	Post office	29%	20	28%	19	1%	1	42%	29	69
19	Student center	39%	27	32%	22	1%	1	28%	19	69
20	Recreati onal sports	26%	18	25%	17	6%	4	43%	30	69
21	Intercoll	26%	18	22%	15	6%	4	46%	32	69

	egiate sports									
22	Student Government Association	28%	19	25%	17	3%	2	45%	31	69
23	Student publications (Skyline, Sage, Student Handbook)	35%	24	28%	19	3%	2	35%	24	69
24	Student employment on campus	32%	22	29%	20	1%	1	38%	26	69
25	Food services	23%	16	22%	15	4%	3	51%	35	69
26	Student housing	23%	16	25%	17	3%	2	49%	34	69
27	Registration process	49%	34	45%	31	3%	2	3%	2	69
28	Cashiers' office	51%	35	42%	29	4%	3	3%	2	69
29	Email services /Internet access	51%	35	42%	29	4%	3	3%	2	69
30	Website	52%	36	39%	27	3%	2	6%	4	69
31	Tutorial study assistance	36%	25	39%	27	4%	3	20%	14	69
32	Computer center	43%	30	39%	27	1%	1	16%	11	69
33	Library	33%	23	36%	25	3%	2	28%	19	69
34	Audiovisual equipment (media services)	44%	30	34%	23	3%	2	19%	13	68

35	Technol ogy help desk	43%	29	40%	27	1%	1	16%	11	68
----	--------------------------------	-----	----	-----	----	----	---	-----	----	----

Q23 - Please provide any additional comments you may have about Sul Ross State University

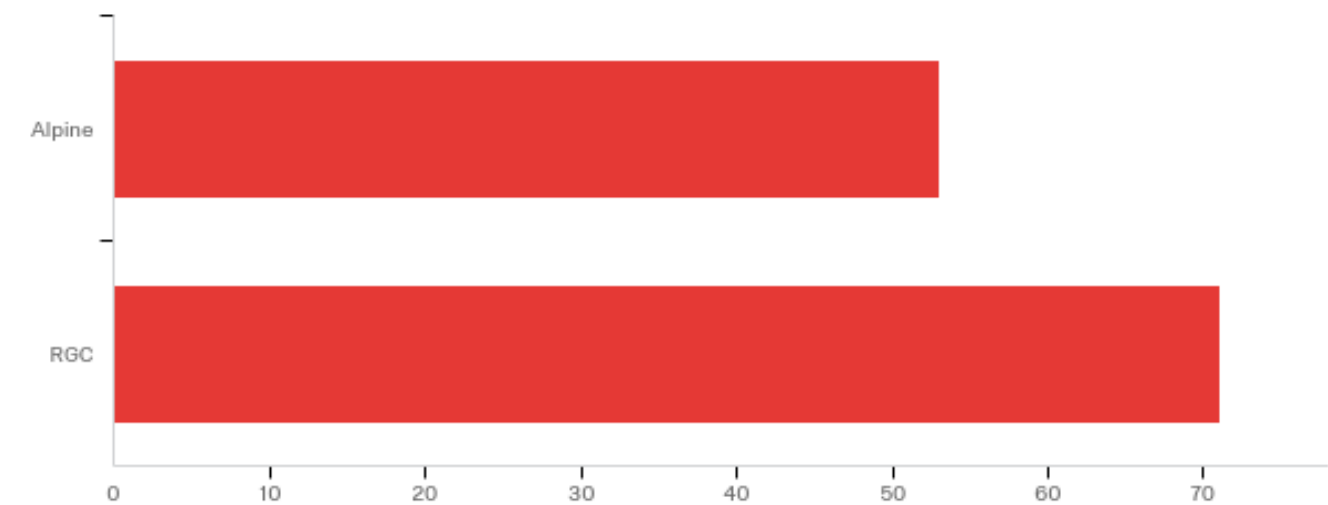
Alpine

Please provide any additional comments you may have about Sul Ross State Un...
Sully Rocks! Thank You
Proofread the survey
An African American stuies class
Friday night commencement is very inconvenient for family and graduation plans in general.
Hiring Bret Scott is what kept me a Sul Ross, if he hadn't been hired I would have transferred to another school.
Please maintain walls and railings, and use better materials etc.
awesome! go team
Its Great
Thanks
Loved it! going to miss a lot pf people and many places and things! Thank you for the memories!

RGC

Please provide any additional comments you may have about Sul Ross State Un...
Great college, great teachers, & great experience.
My entire experience was positive. Enjoyed input & advice from the Castroville Campus Employees. Dr. Roche was very helpful and has encouraged me to countinue and get my masters.
Thank you for this big opportunity
An ideal institution for people from low income areas and small towns to get an education to be an alumni from SRSU RGC
love the school
Excited about my graduation thanks to all my professors for everything :) 2016!!
Wonderful experience & great quailty education.
Excellent choice for theose who are willing to futher their education without the large monetary burdens other major universities impose on you. Overall very satisfied with Sul Ross.
My second home
Very great University, would like to redo it all over again.

Q24 - Campus



#	Answer	%	Count
1	Alpine	42.74%	53
2	RGC	57.26%	71
	Total	100%	124