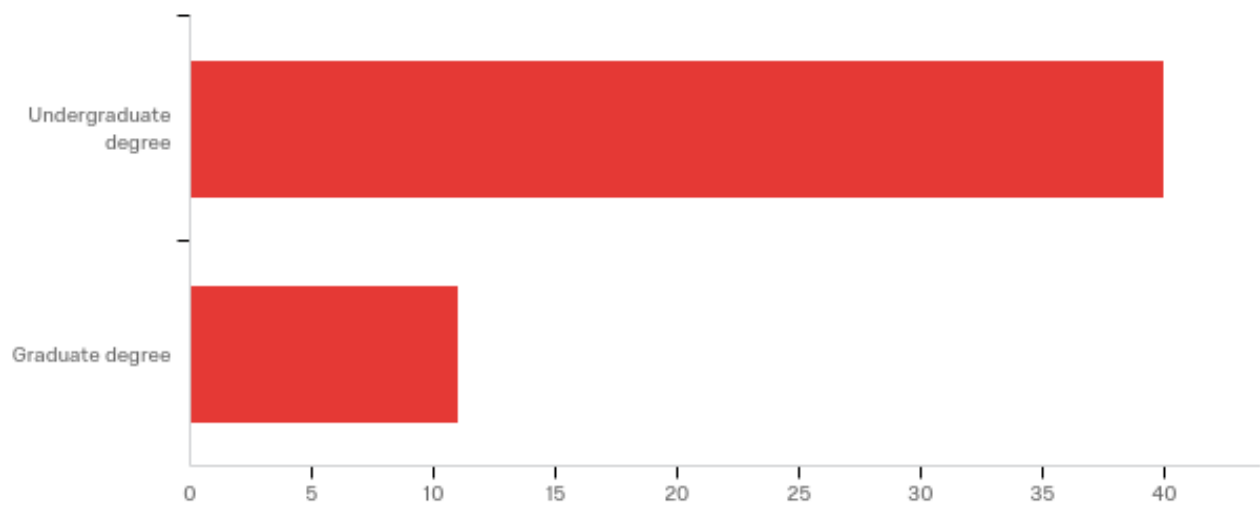


# RGC GSS

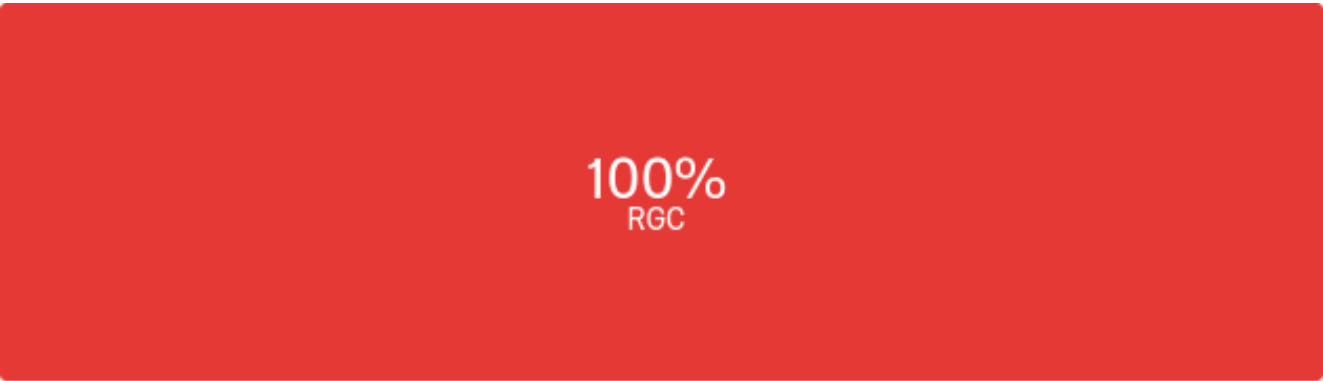
Spring 2017 - RGC Graduating Student Survey

What type of degree are you graduating from



#	Answer	%	Count
1	Undergraduate degree	78%	40
2	Graduate degree	22%	11
	Total	100%	51

College you are graduating from:



 RGC

#	Question	Undergraduate degree		Graduate degree		Total
1	RGC	100%	40	100%	11	51

**Program you are graduating from**

Undergraduate degree

Program you are graduating from

Psychology

Business Adminisration

Business Adminisration

Business Adminisration

Social Science

Spanish

Psychology

Business Adminisration

Bilingual Generalist

BBA

Education

Business Adminisration

Education/Bachelor of arts

Interdisciplinary Studies

Organizational Leadership

Bachelor of Science

Education/History

Psychology

Criminal Justice

Education

Business Adminisration

Education/History

Bachelor of Arts

Bachelor of Arts

Business Adminisration

Business Adminisration

Education

Education

Business Administration

Bachelor of Arts

Organizational Leadership

Bachelor of Arts/Social Science

Education

Criminal Justice

English

BSN

Criminal Justice

Psychology

Bachelor of Arts

Organizational Leadership

## Graduate degree

Program you are graduating from

Masters of Ed/Counseling

Masters of Ed

Counseling

Masters of Ed/Counseling

Masters of Ed

Homeland Security

Counseling

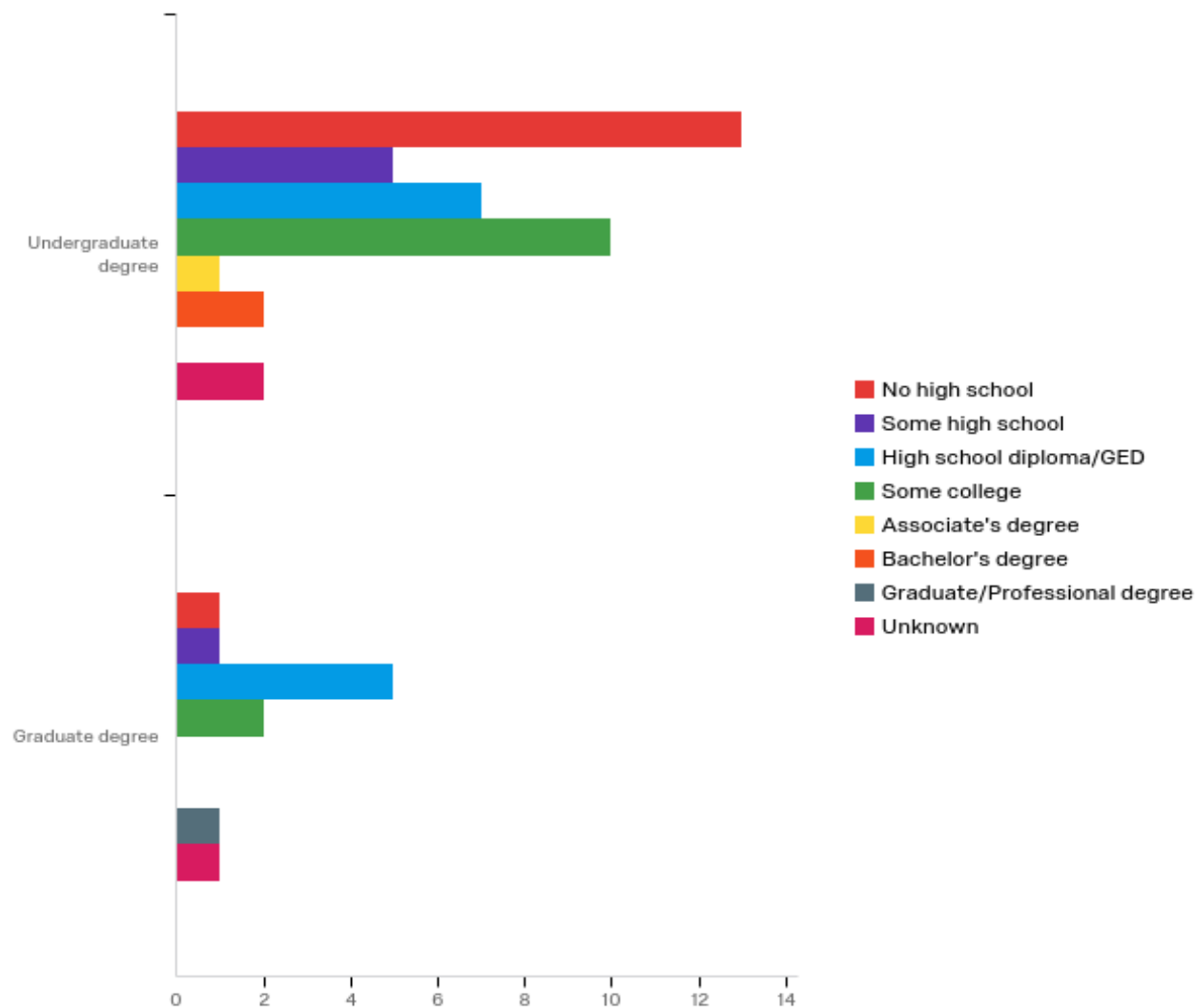
Counseling

Masters-School Administration of Ed

MEd History

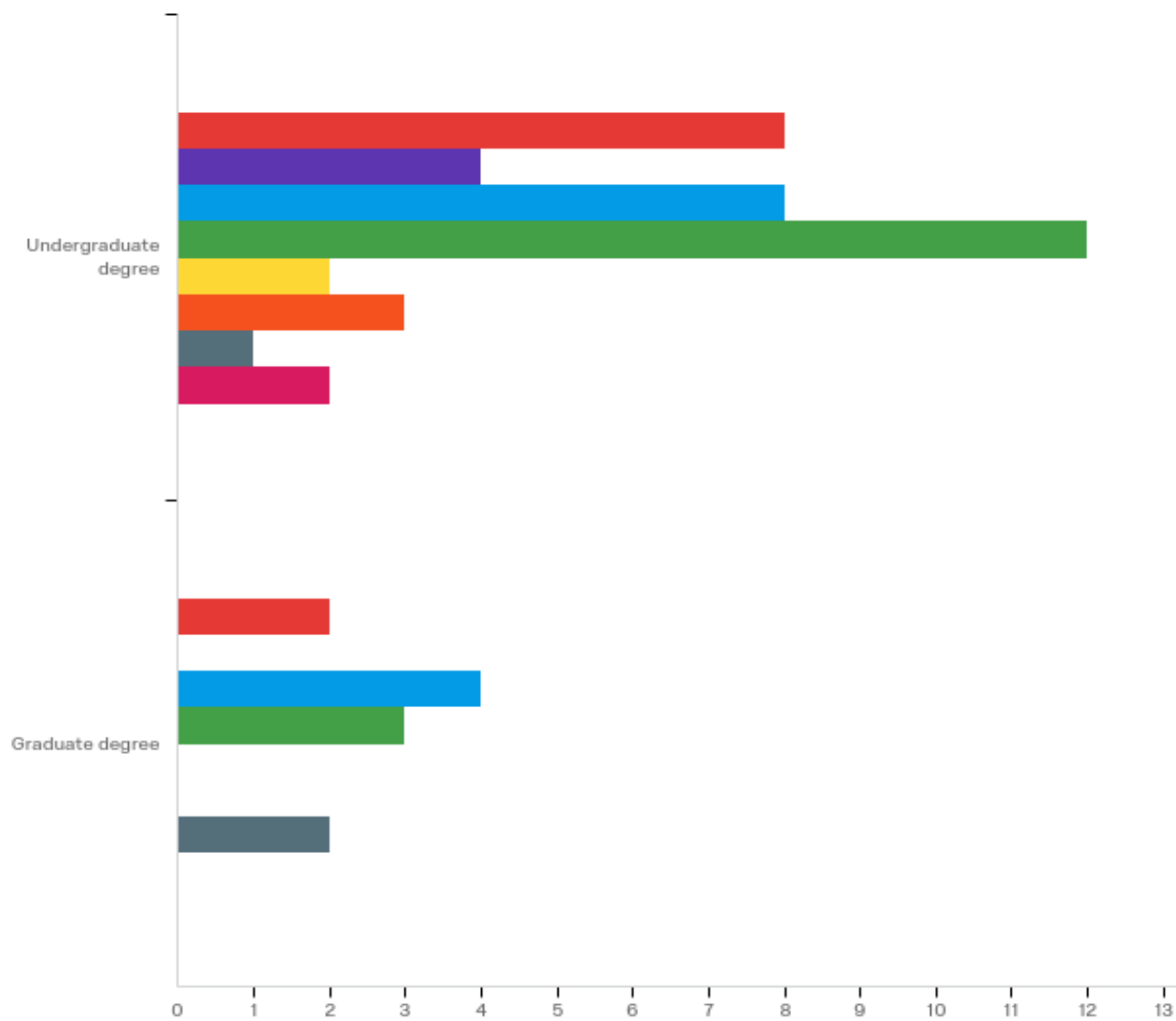
Psychology

My father's highest level of education is



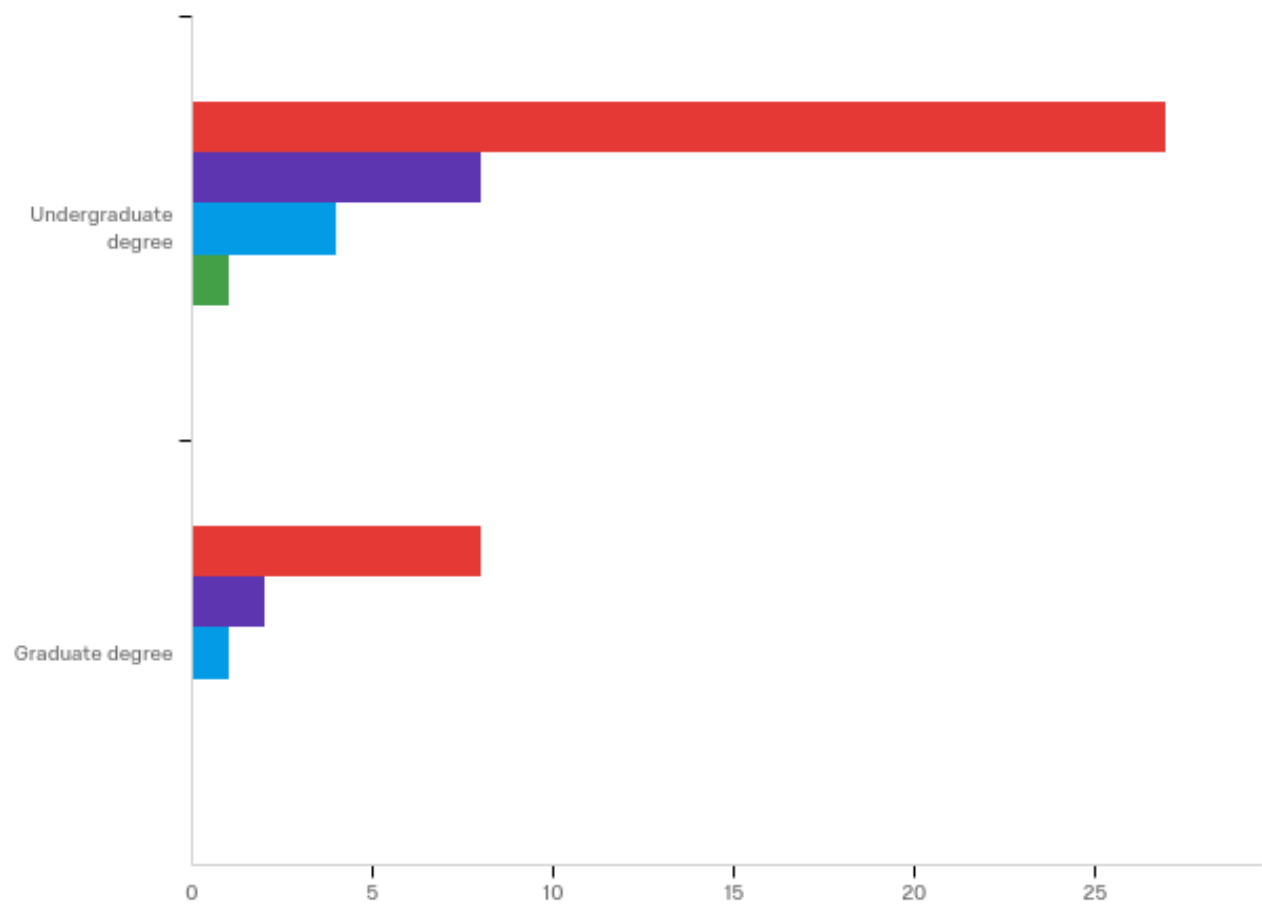
#	Question	Undergraduate degree		Graduate degree		Total
1	No high school	93%	13	7%	1	14
2	Some high school	83%	5	17%	1	6
3	High school diploma/GED	58%	7	42%	5	12
4	Some college	83%	10	17%	2	12
5	Associate's degree	100%	1	0%	0	1
6	Bachelor's degree	100%	2	0%	0	2
7	Graduate/Professional degree	0%	0	100%	1	1
8	Unknown	67%	2	33%	1	3

My mother's highest level of education is



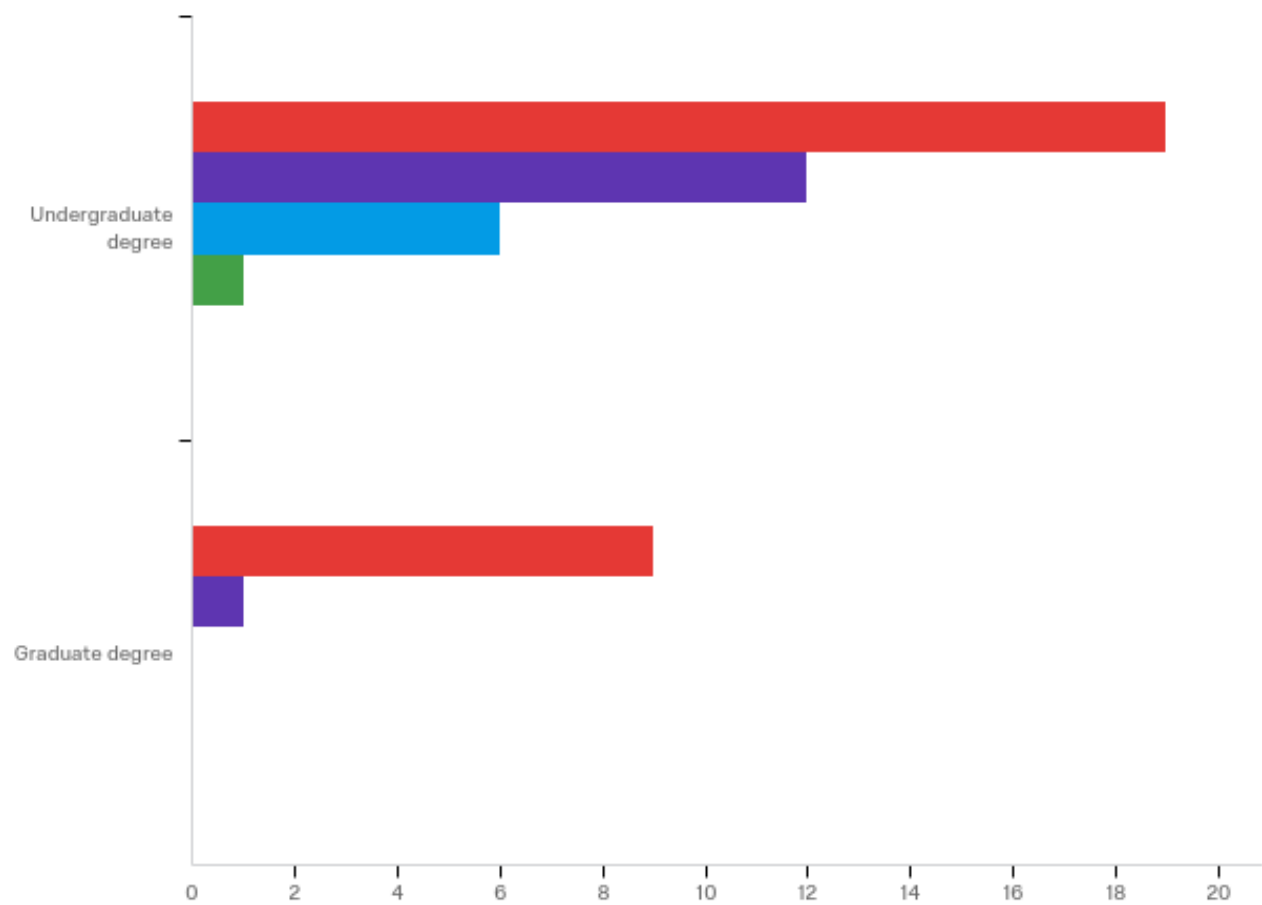
#	Question	Undergraduate degree		Graduate degree		Total
1	No high school	80%	8	20%	2	10
2	Some high school	100%	4	0%	0	4
3	High school diploma/GED	67%	8	33%	4	12
4	Some college	80%	12	20%	3	15
5	Associate's degree	100%	2	0%	0	2
6	Bachelor's degree	100%	3	0%	0	3
7	Graduate/Professional degree	33%	1	67%	2	3
8	Unknown	100%	2	0%	0	2

If you could start college over, would you choose to attend SRSU?



#	Question	Undergraduate degree		Graduate degree		Total
1	Definitely yes	77%	27	23%	8	35
2	Probably yes	80%	8	20%	2	10
3	Might or might not	80%	4	20%	1	5
4	Probably not	100%	1	0%	0	1
5	Definitely not	0%	0	0%	0	0

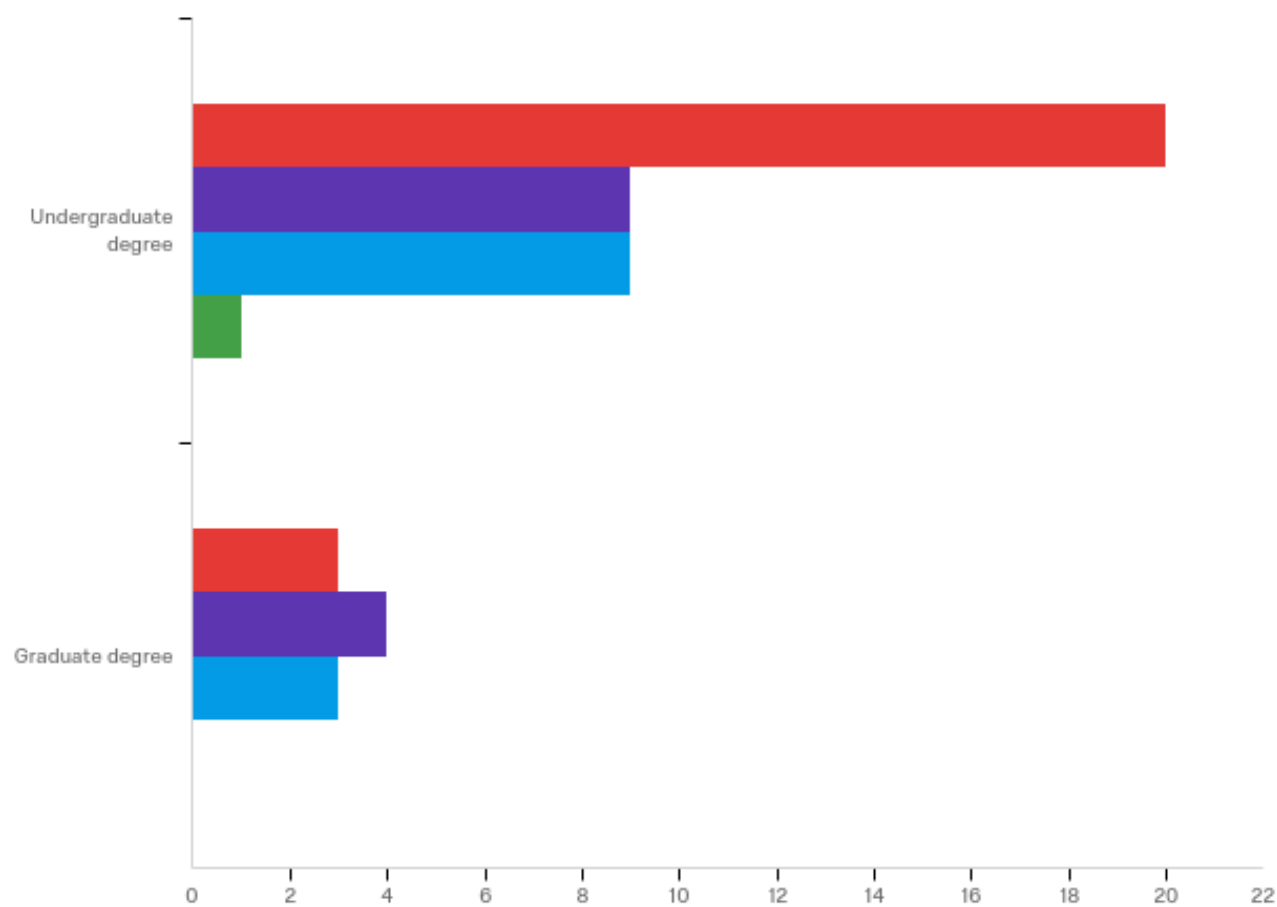
If you could start college over, would you choose to graduate with the same major?



#	Question	Undergraduate degree		Graduate degree		Total
1	Definitely yes	68%	19	32%	9	28
2	Probably yes	92%	12	8%	1	13
3	Might or might not	100%	6	0%	0	6
4	Probably not	100%	1	0%	0	1
5	Definitely not	0%	0	0%	0	0

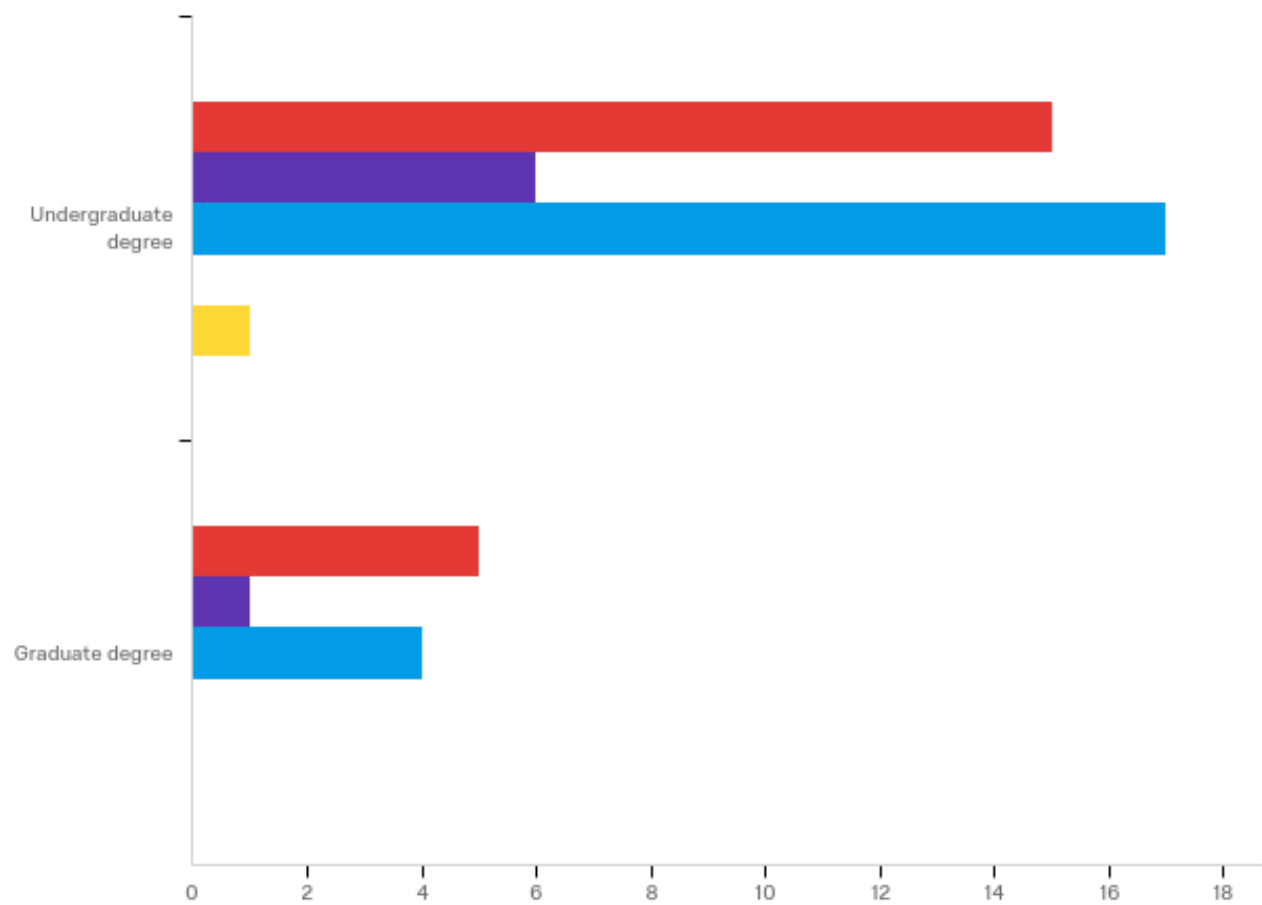


How would you compare the quality of education provided at SRSU with that of other colleges/universities?



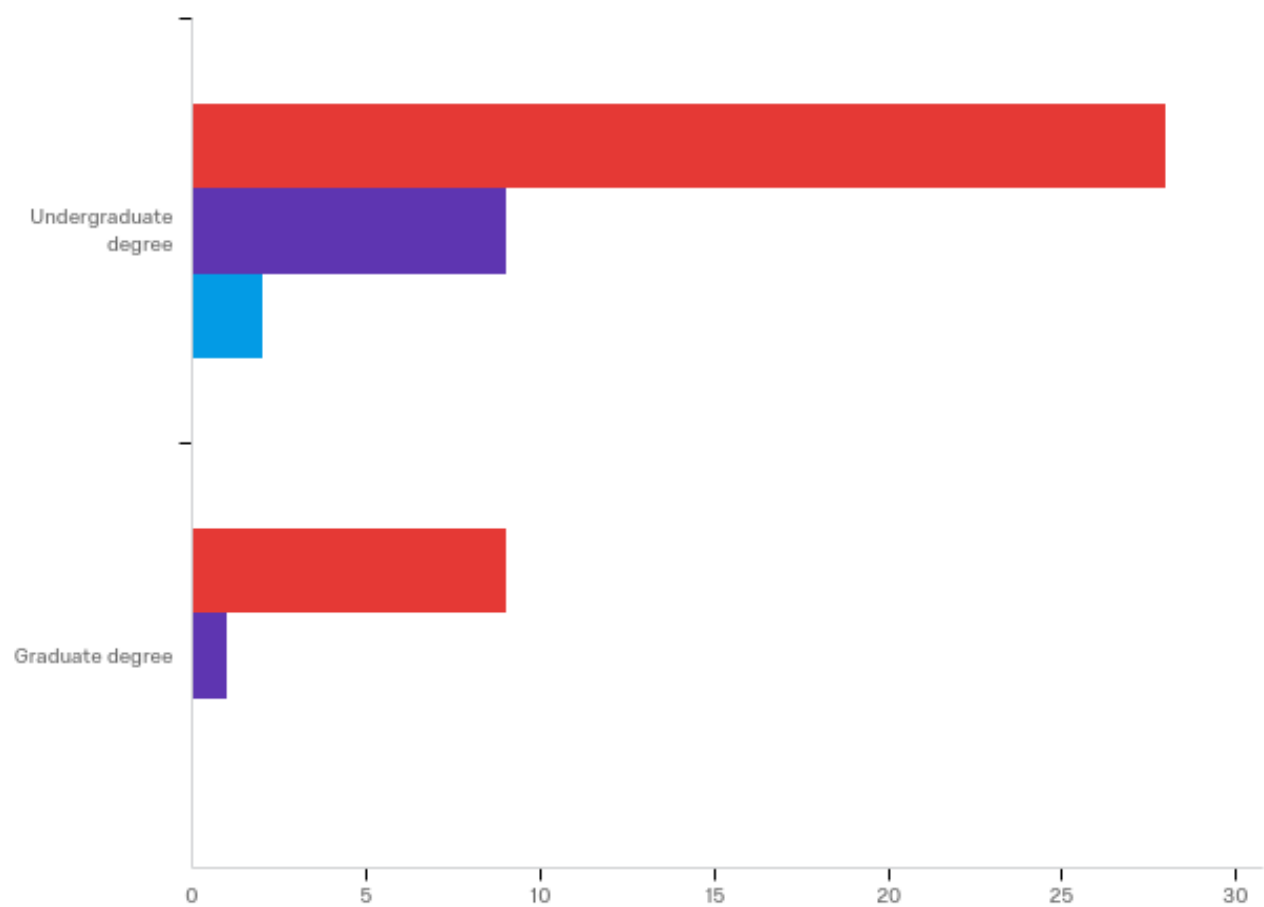
#	Question	Undergraduate degree		Graduate degree		Total
1	Did not attend another college/university	87%	20	13%	3	23
2	Better	69%	9	31%	4	13
3	About the same	75%	9	25%	3	12
4	Worse	100%	1	0%	0	1

What are your current employment plans?



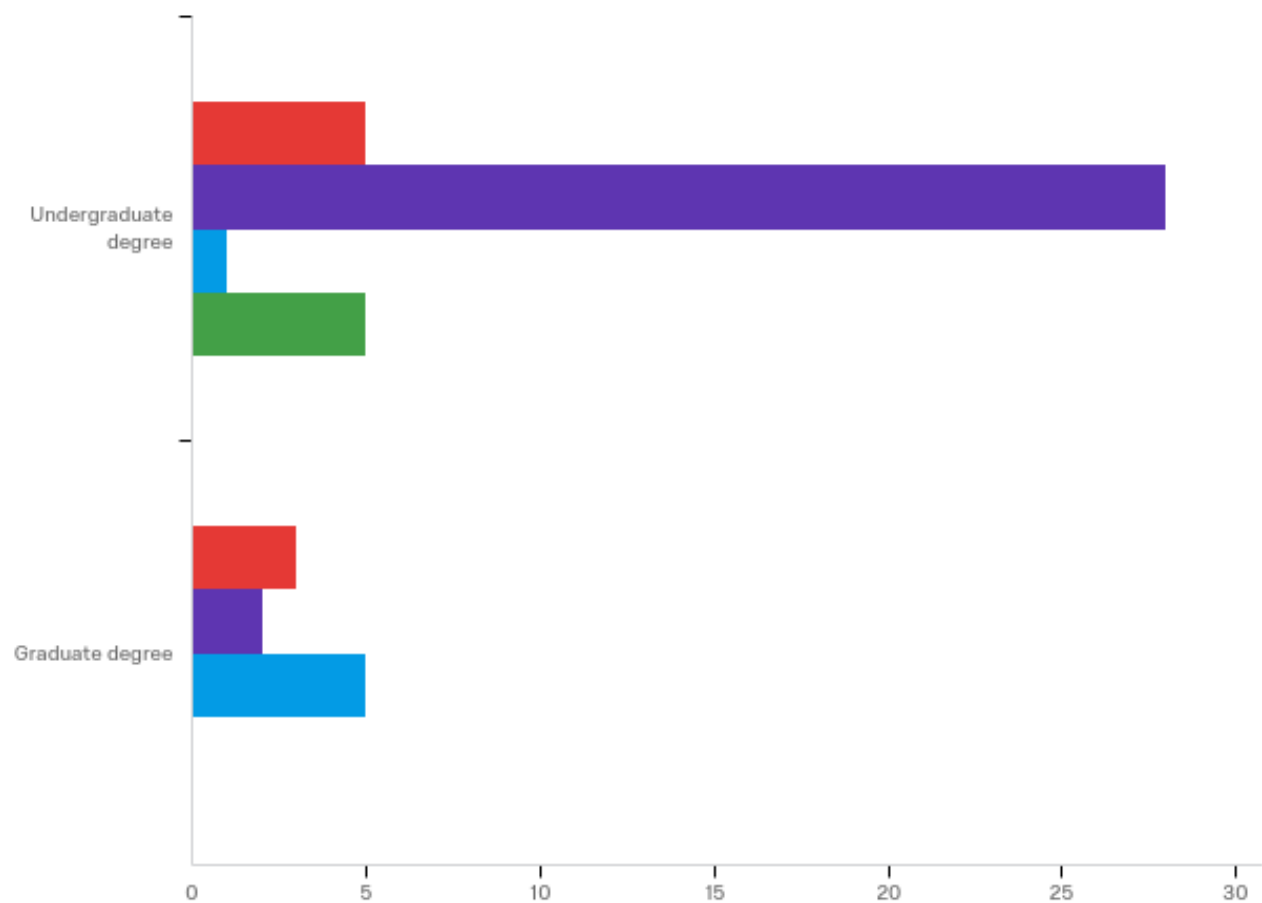
#	Question	Undergraduate degree		Graduate degree		Total
1	I plan to continue working in the same job I had prior to completing my current degree	75%	15	25%	5	20
2	I plan to work in a job I recently obtained	86%	6	14%	1	7
3	I am currently looking for a job	81%	17	19%	4	21
4	I do not plan to work outside the home	0%	0	0%	0	0
5	I have not yet formulated my employment plans	100%	1	0%	0	1

If you currently have or will be starting a new job, to what extent is it related to your major or area of study at SRSU?



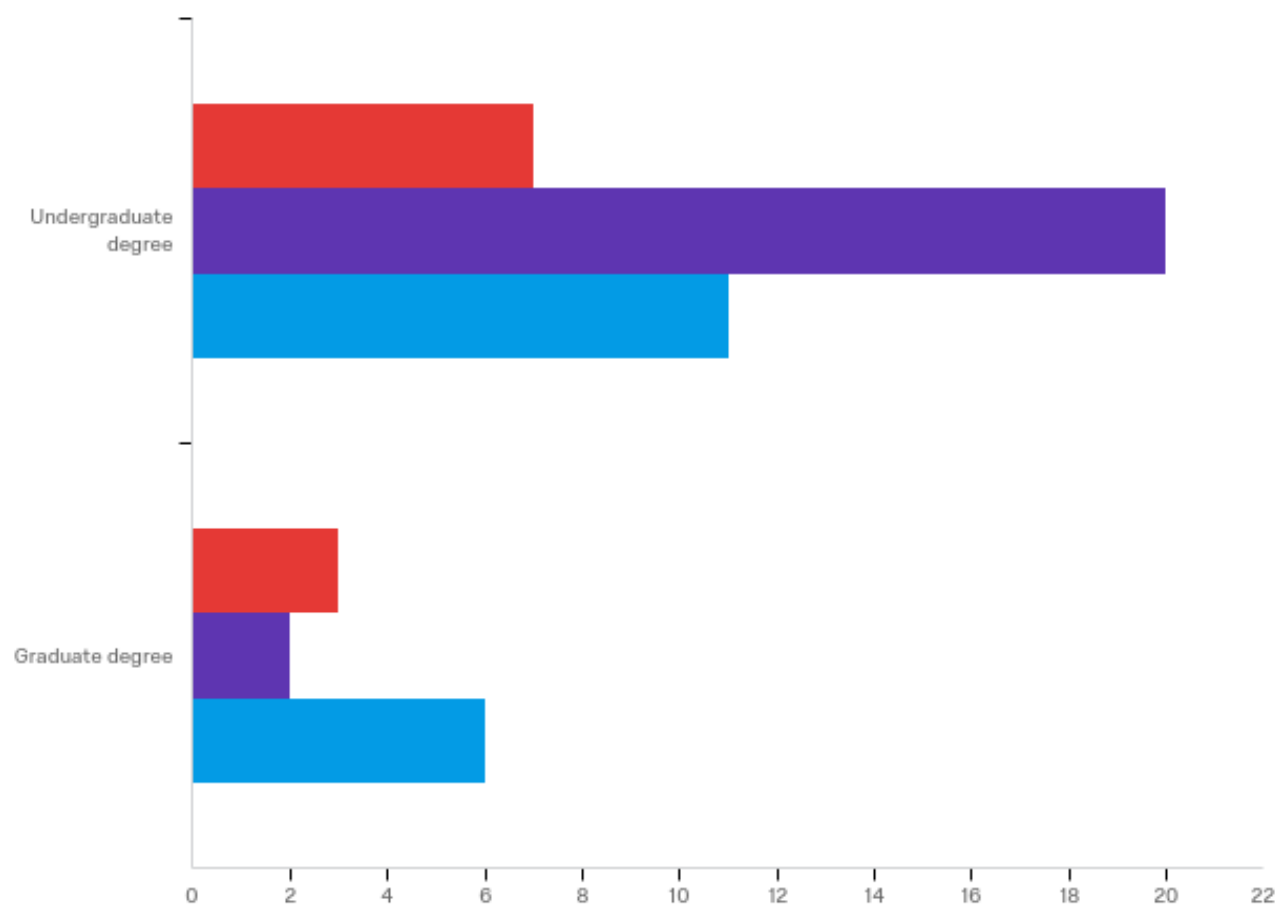
#	Question	Undergraduate degree		Graduate degree		Total
1	Directly related	76%	28	24%	9	37
2	Somewhat related	90%	9	10%	1	10
3	Not related at all	100%	2	0%	0	2

What plans do you have at this time for further formal education?



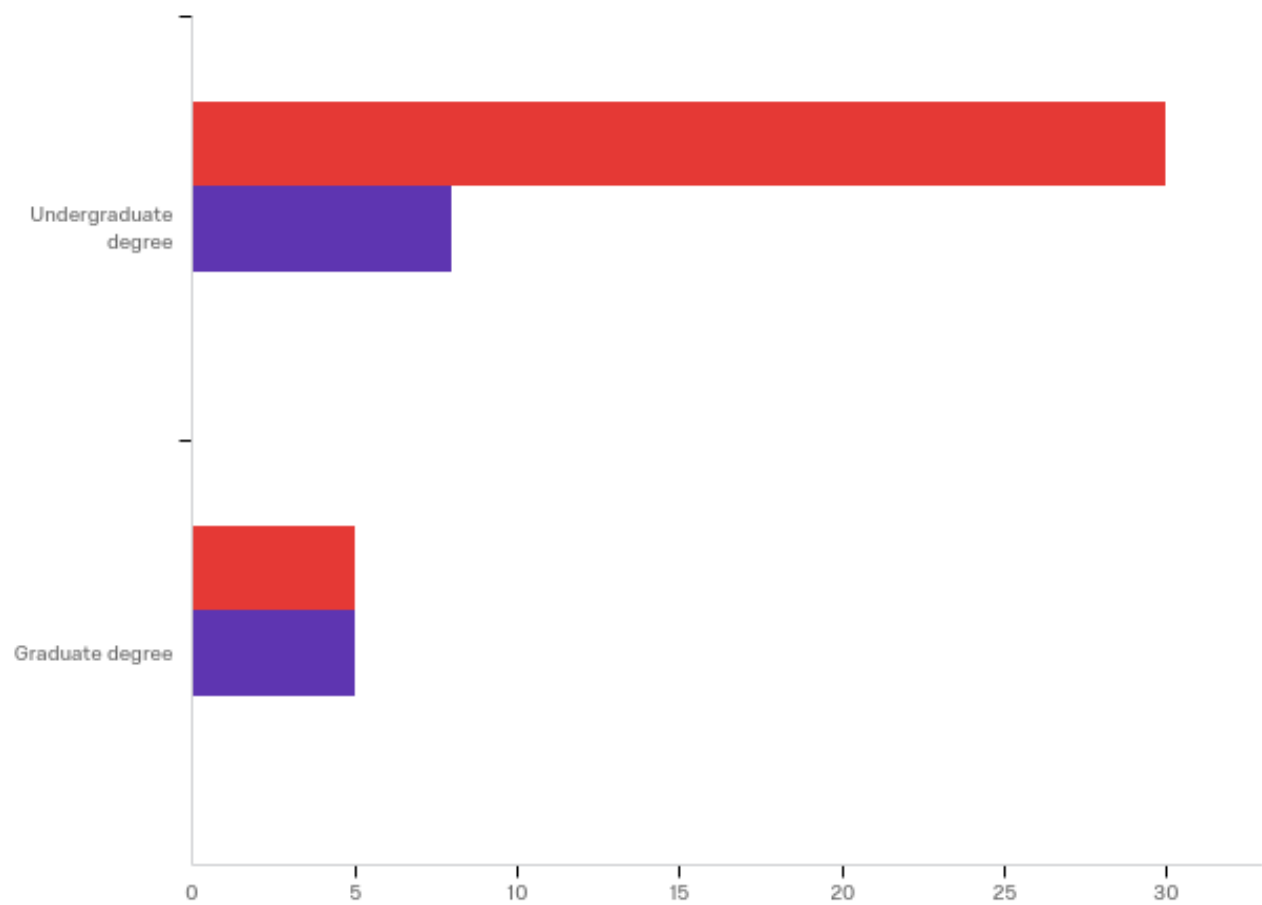
#	Question	Undergraduate degree		Graduate degree		Total
1	I do not plan any further education	63%	5	38%	3	8
2	I plan to pursue a Master's degree	93%	28	7%	2	30
3	I plan to pursue a degree beyond the Master's	17%	1	83%	5	6
4	I plan to pursue additional Education Certification(s)	100%	5	0%	0	5

If you plan to pursue further formal education, how soon do you plan to pursue this additional education?



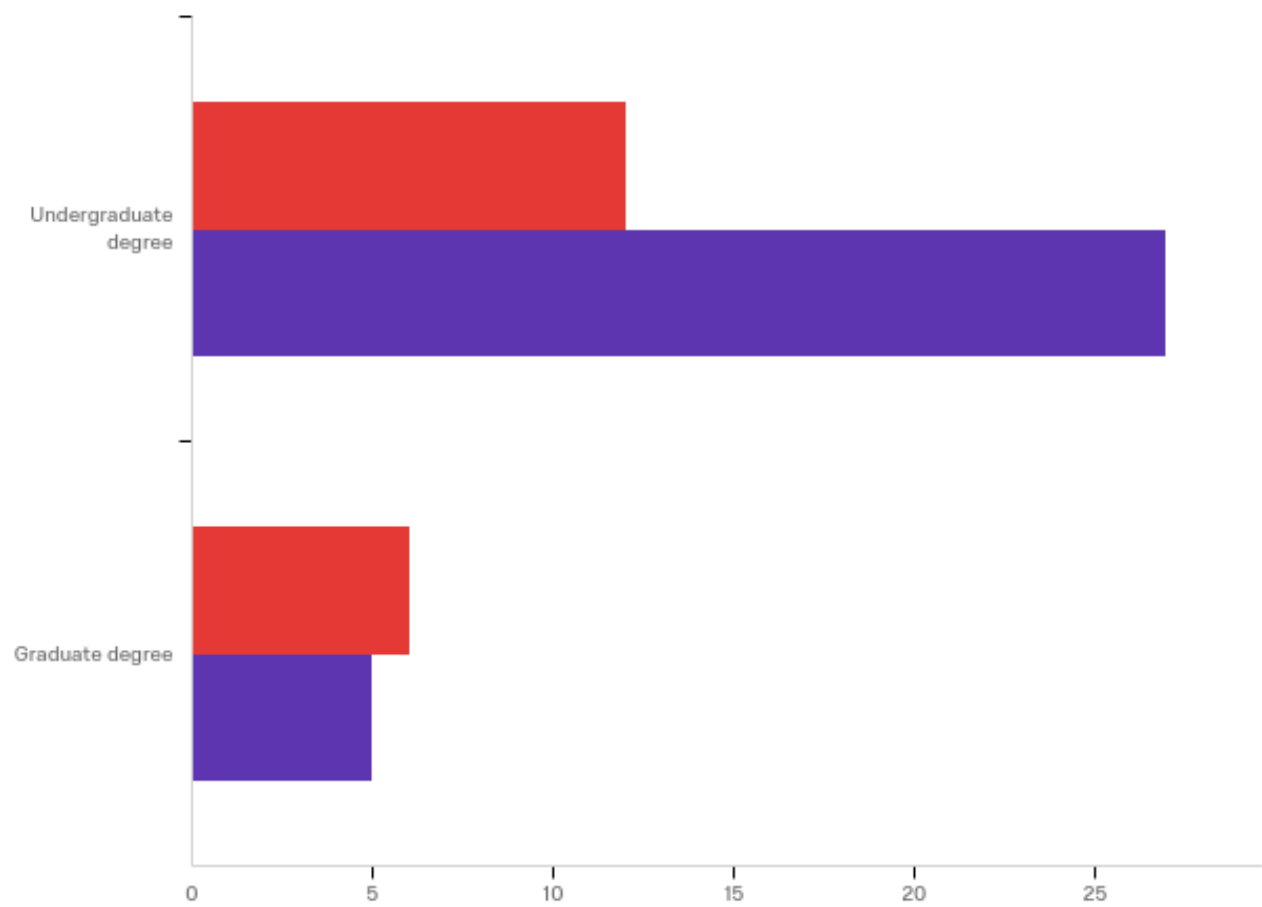
#	Question	Undergraduate degree			Graduate degree		Total
1	Next semester	70%	7		30%	3	10
2	Within the next year	91%	20		9%	2	22
3	Not yet determined	65%	11		35%	6	17

If you plan to pursue further formal education, where are you most likely to enroll?

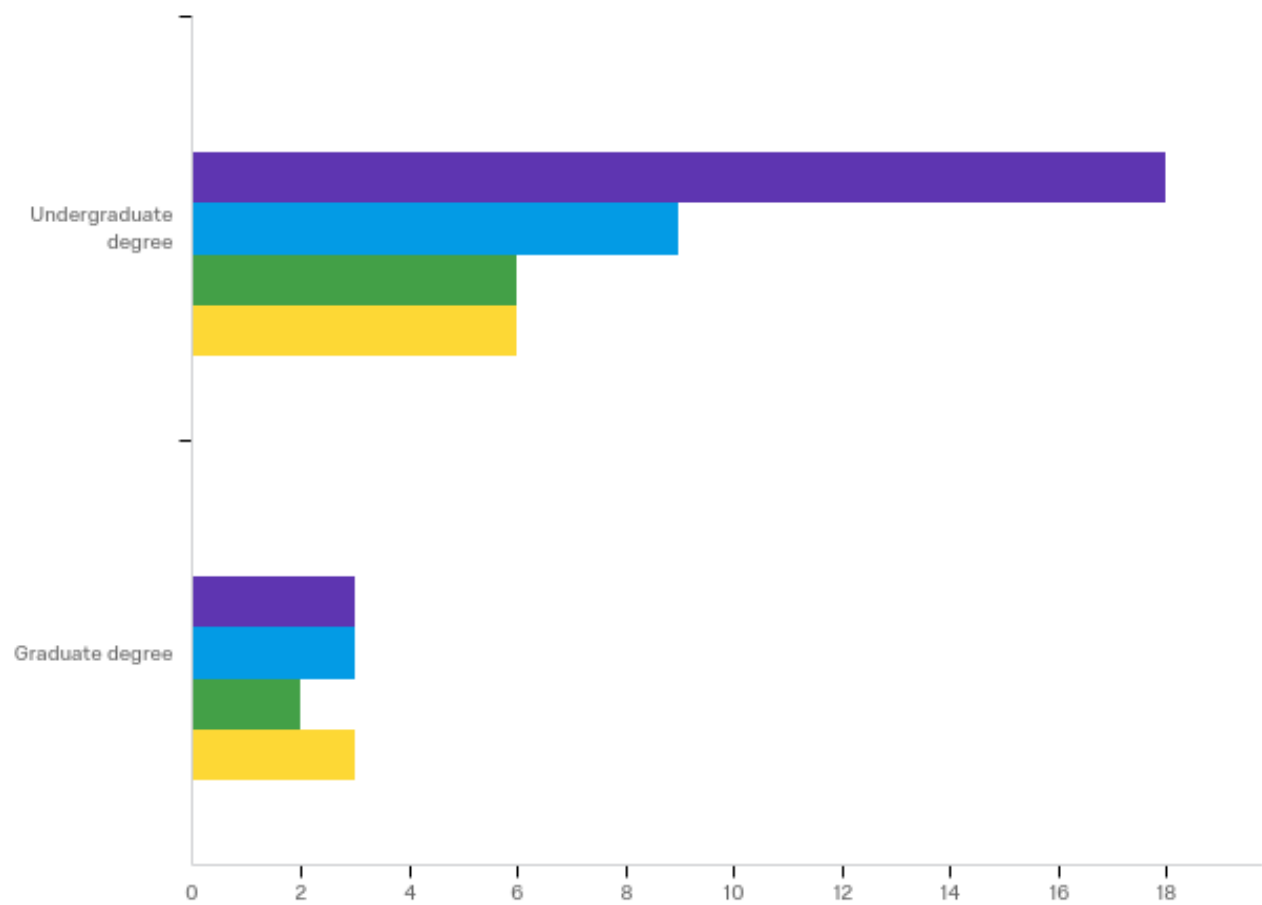


#	Question	Undergraduate degree		Graduate degree		Total
1	Sul Ross	86%	30	14%	5	35
2	Other university in Texas	62%	8	38%	5	13
3	University outside of Texas	0%	0	0%	0	0

Has any other member of your family graduated from SRSU? (sibling, parent, grandparent, aunt, uncle)



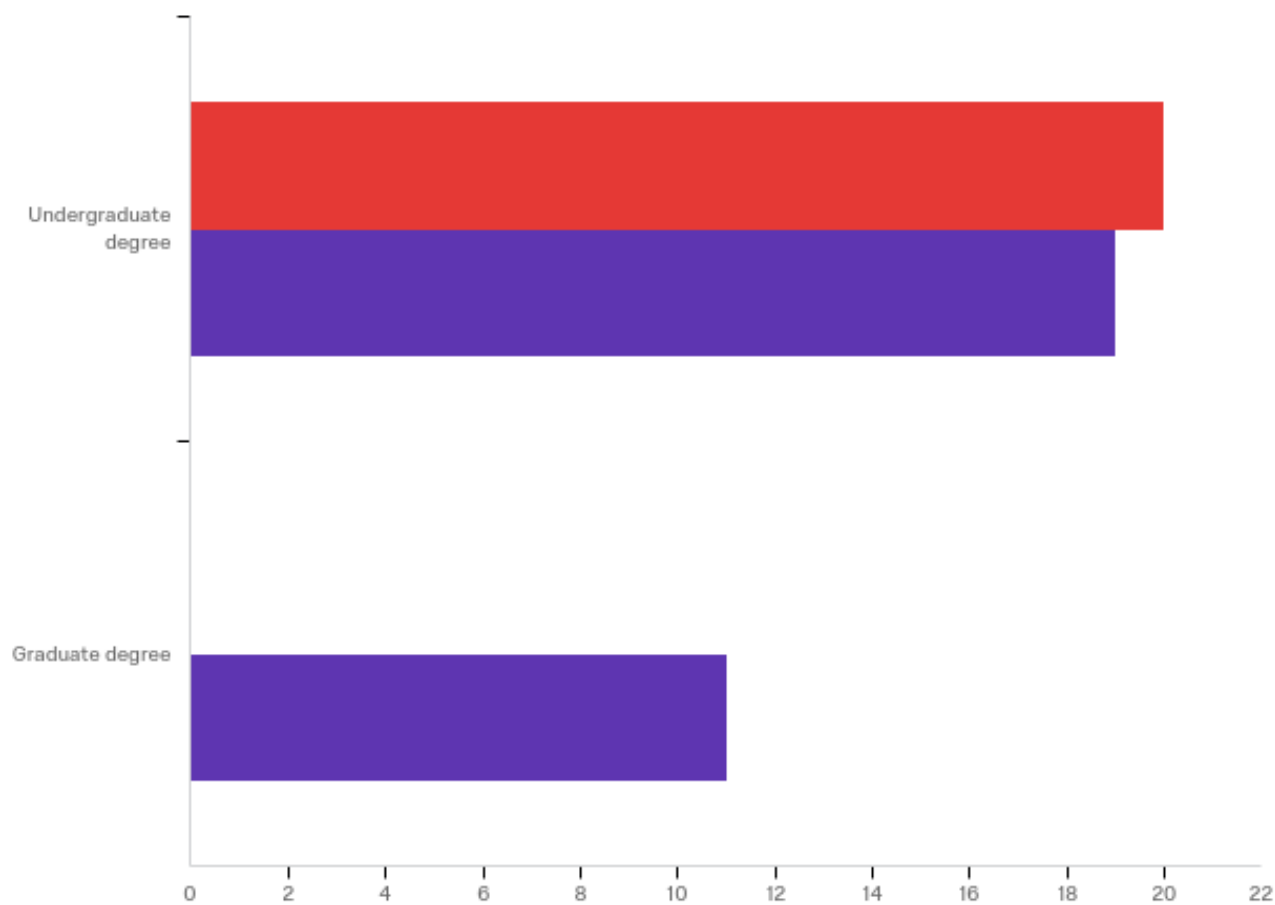
How long have you been a student at SRSU?



#	Question	Undergraduate degree		Graduate degree		Total
1	One year or less	0%	0	0%	0	0
2	Two years	86%	18	14%	3	21
3	Three years	75%	9	25%	3	12
4	Four years	75%	6	25%	2	8
5	Five years or more	67%	6	33%	3	9

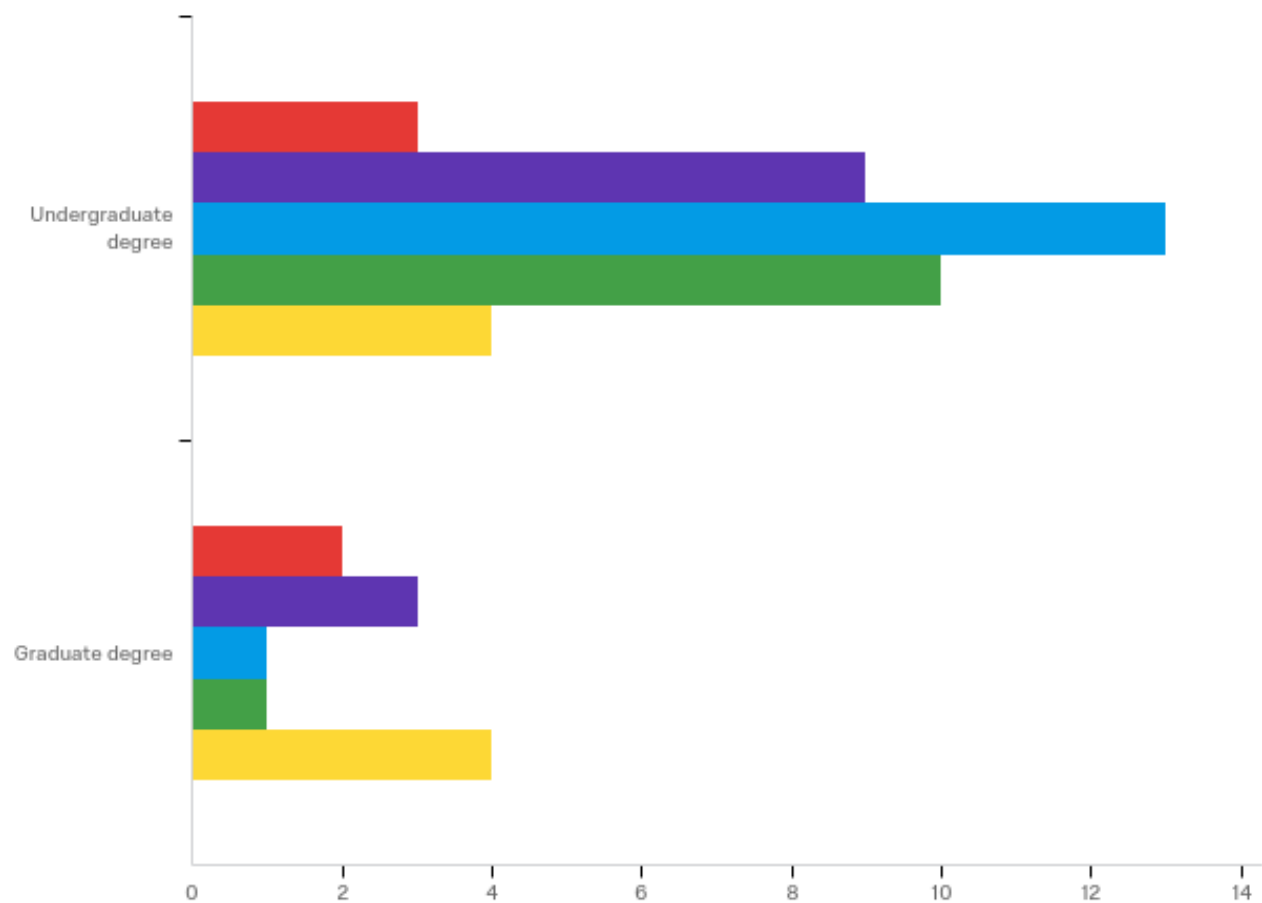


For the program you are now completing, were any of the courses completed at another college/university? Did you transfer any major credits to SRSU?



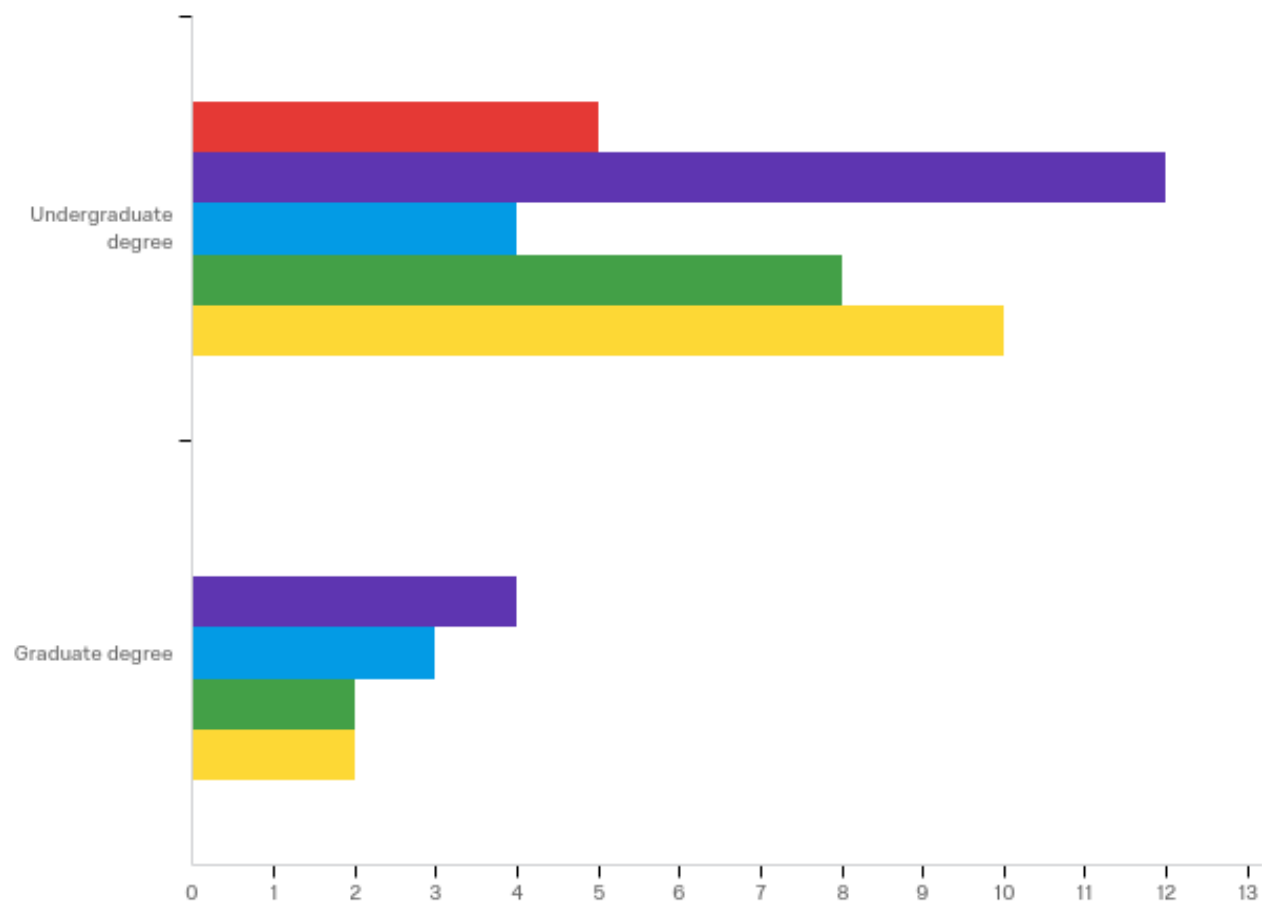
#	Question	Undergraduate degree		Graduate degree		Total
1	Yes	100%	20	0%	0	20
2	No	63%	19	37%	11	30

On the average, how many hours per week did you study for each course you took?



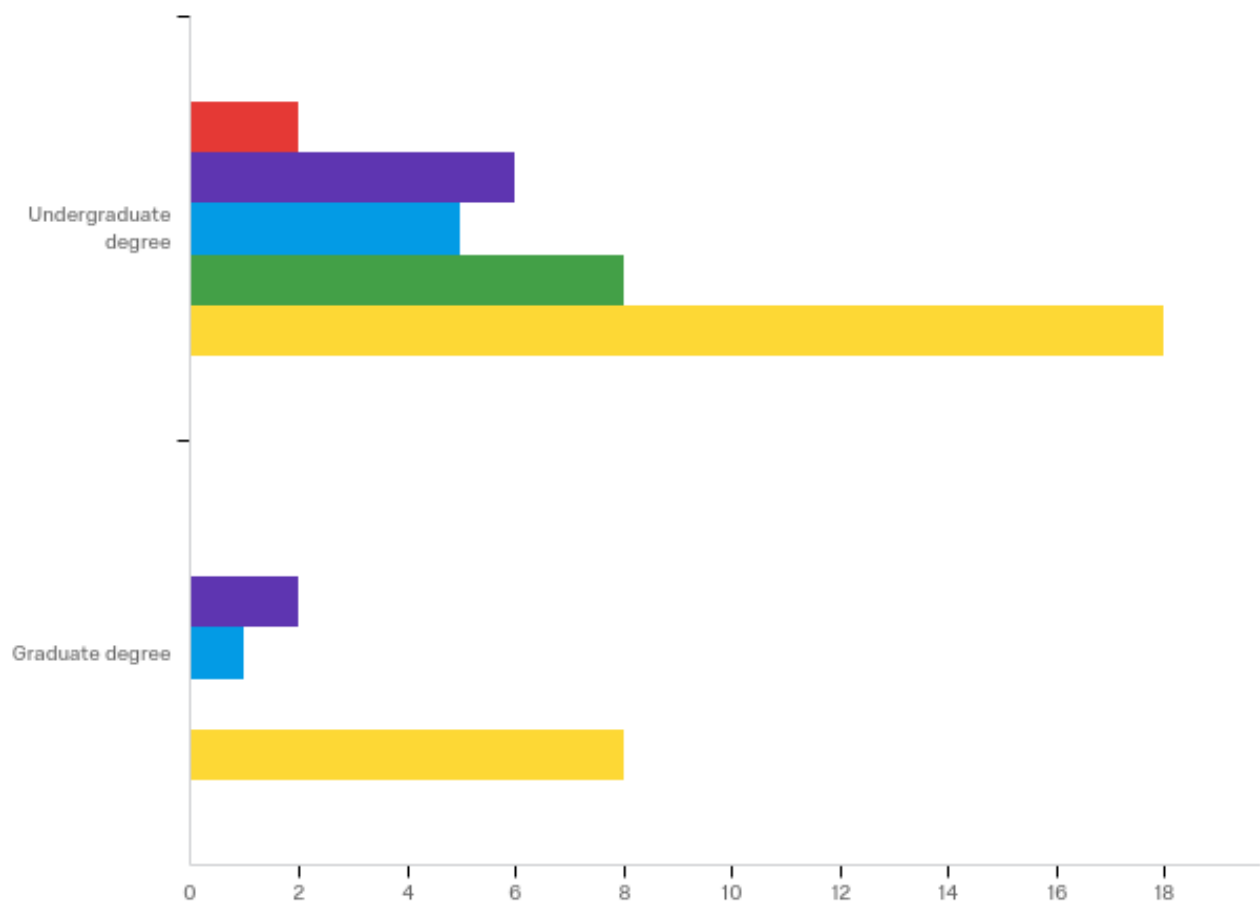
#	Question	Undergraduate degree		Graduate degree		Total
1	3 or less	60%	3	40%	2	5
2	4 to 5	75%	9	25%	3	12
3	6 to 7	93%	13	7%	1	14
4	8 to 9	91%	10	9%	1	11
5	10 or more	50%	4	50%	4	8

Please include how often you used the computer lab



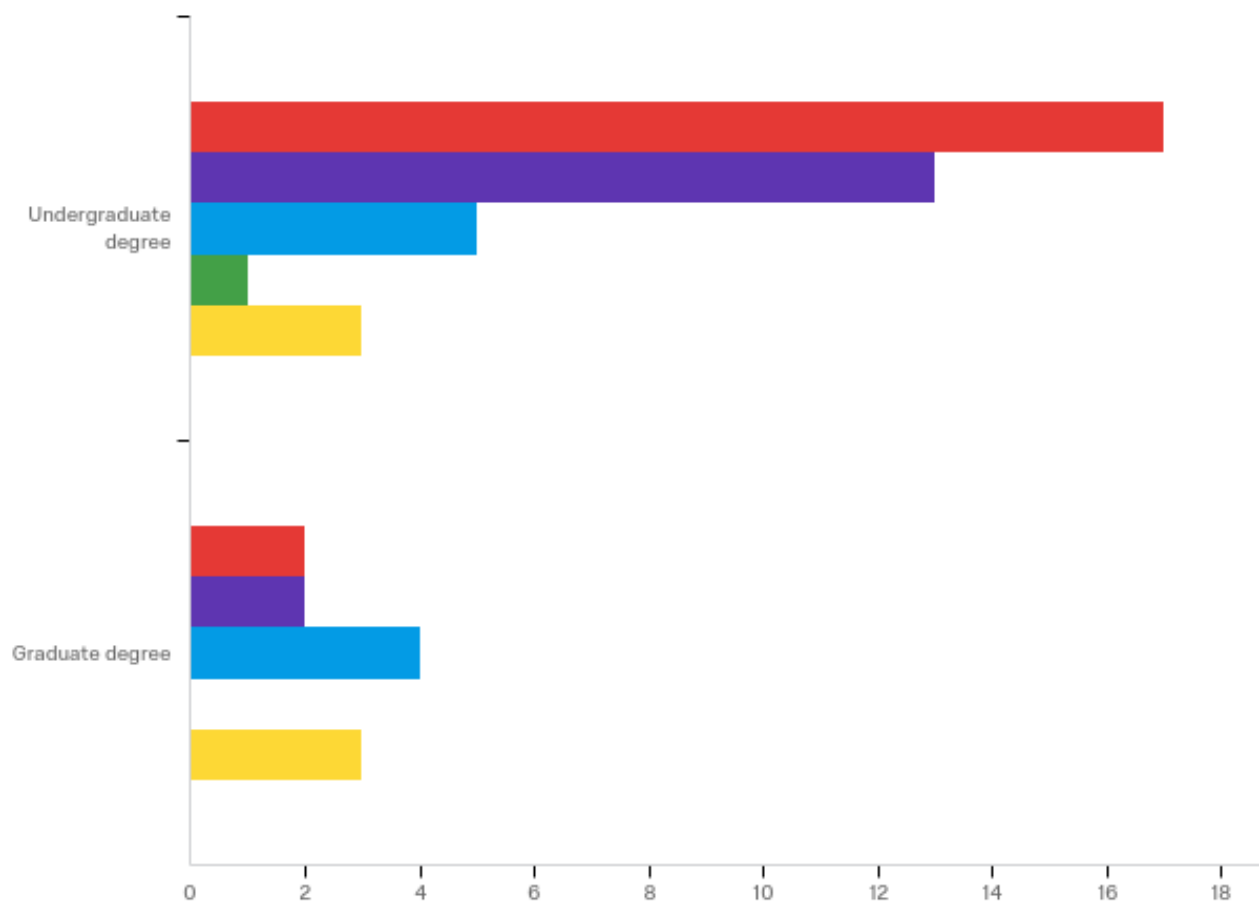
#	Question	Undergraduate degree			Graduate degree			Total
1	Daily	100%	5		0%	0		5
2	Several times a week	75%	12		25%	4		16
3	Once a week	57%	4		43%	3		7
4	Once a month	80%	8		20%	2		10
5	Never	83%	10		17%	2		12

Please indicate how often you used the library



#	Question	Undergraduate degree			Graduate degree			Total
1	Daily	100%	2		0%	0		2
2	Several times a week	75%	6		25%	2		8
3	Once a week	83%	5		17%	1		6
4	Once a month	100%	8		0%	0		8
5	Never	69%	18		31%	8		26

How many hours per month were you involved in a community or public service?



#	Question	Undergraduate degree		Graduate degree		Total
1	0	89%	17	11%	2	19
2	1 - 5	87%	13	13%	2	15
3	6 - 10	56%	5	44%	4	9
4	11 - 15	100%	1	0%	0	1
5	More than 15	50%	3	50%	3	6

**How much did your education at SRSU contribute to your personal growth in each of the following areas? (This question is asked only to undergraduate students).**

Undergraduate degree

#	Question	Very much		Somewhat		Very little		Total
1	Writing effectively	77%	30	23%	9	0%	0	39
2	Speaking effectively	77%	30	18%	7	5%	2	39
3	Understanding written information	79%	31	21%	8	0%	0	39
4	Using the library	38%	15	33%	13	28%	11	39
5	Working cooperatively in a group	72%	28	23%	9	5%	2	39
6	Organizing your time effectively	92%	35	8%	3	0%	0	38
7	Recognizing your rights, responsibilities and privileges as a citizen	64%	25	31%	12	5%	2	39
8	Planning and carrying out projects	77%	30	21%	8	3%	1	39
9	Understanding and applying mathematics in your daily life	64%	25	26%	10	10%	4	39
10	Understanding different philosophies and cultures	74%	29	18%	7	8%	3	39
11	Persisting at difficult tasks	77%	30	21%	8	3%	1	39
12	Defining and solving problems	77%	30	21%	8	3%	1	39
13	Recognizing assumptions and making logical inferences and reaching correct conclusions	74%	29	23%	9	3%	1	39
14	Understanding and appreciating the arts	72%	28	21%	8	8%	3	39
15	Understanding and applying scientific principles and methods	69%	27	26%	10	5%	2	39
16	Using technology effectively	82%	32	15%	6	3%	1	39

**Rate the following maintenance and housekeeping operations at the Sul Ross State University Campus.** *(This question is asked only to undergraduate students).*

Undergraduate degree

#	Question	Excellent		Satisfactory		Unsatisfactory		Service available but not used		Total
1	Maintenance of classrooms	82%	32	13%	5	5%	2	0%	0	39
2	Maintenance of residence halls	65%	24	14%	5	0%	0	22%	8	37
3	Maintenance of restrooms	79%	31	18%	7	3%	1	0%	0	39
4	Maintenance of grounds	79%	31	21%	8	0%	0	0%	0	39
5	Adequacy of laboratory facilities	74%	29	13%	5	3%	1	10%	4	39
6	Adequacy of laboratory supplies	74%	29	13%	5	0%	0	13%	5	39
7	Parking lots	74%	29	21%	8	5%	2	0%	0	39
8	Campus lighting	72%	28	26%	10	3%	1	0%	0	39
9	Student health care	47%	18	16%	6	3%	1	34%	13	38
10	Academic advising by your major advisor	62%	24	26%	10	10%	4	3%	1	39
11	Personal counseling	49%	19	23%	9	10%	4	18%	7	39
12	Job and career services	33%	13	31%	12	13%	5	23%	9	39
13	Student activities	33%	13	33%	13	5%	2	28%	11	39
14	Financial assistance	56%	22	28%	11	8%	3	8%	3	39
15	New student orientation	49%	19	31%	12	8%	3	13%	5	39
16	Student organizations	46%	18	31%	12	8%	3	15%	6	39
17	Bookstore	41%	16	31%	12	8%	3	21%	8	39
18	Post office	27%	10	30%	11	0%	0	43%	16	37
19	Student center	44%	17	28%	11	8%	3	21%	8	39
20	Recreational sports	31%	11	14%	5	8%	3	47%	17	36
21	Intercollegiate sports	24%	9	16%	6	8%	3	51%	19	37
22	Student Government Association	28%	11	23%	9	8%	3	41%	16	39
23	Student publications (Skyline, Sage, Student Handbook)	36%	14	33%	13	5%	2	26%	10	39

24	Student employment on campus	38%	15	23%	9	8%	3	31%	12	39
25	Food services	36%	13	14%	5	3%	1	47%	17	36
26	Student housing	31%	11	17%	6	6%	2	47%	17	36
27	Registration process	69%	27	21%	8	10%	4	0%	0	39
28	Cashiers' office	64%	25	18%	7	5%	2	13%	5	39
29	Email services/Internet access	74%	29	18%	7	8%	3	0%	0	39
30	Website	77%	30	21%	8	3%	1	0%	0	39
31	Tutorial study assistance	56%	22	18%	7	8%	3	18%	7	39
32	Computer center	67%	26	15%	6	5%	2	13%	5	39
33	Library	54%	21	23%	9	0%	0	23%	9	39
34	Audiovisual equipment (media services)	56%	22	18%	7	5%	2	21%	8	39
35	Technology help desk	62%	24	21%	8	3%	1	15%	6	39



**Rate the following maintenance and housekeeping operations at the Sul Ross State University Campus. (This question is asked only to graduate students).**

Graduate degree

#	Question	Excellent		Satisfactory		Unsatisfactory		Service available but not used		Total
1	Maintenance of classrooms	73%	8	27%	3	0%	0	0%	0	11
2	Maintenance of residence halls	30%	3	30%	3	0%	0	40%	4	10
3	Maintenance of restrooms	64%	7	36%	4	0%	0	0%	0	11
4	Maintenance of grounds	73%	8	27%	3	0%	0	0%	0	11
5	Adequacy of laboratory facilities	36%	4	45%	5	0%	0	18%	2	11
6	Adequacy of laboratory supplies	36%	4	45%	5	0%	0	18%	2	11
7	Parking lots	55%	6	45%	5	0%	0	0%	0	11
8	Campus lighting	45%	5	45%	5	9%	1	0%	0	11

**Rate the following student programs or services at Sul Ross University Campus. (This question is asked only to graduate students).**

Graduate degree

#	Question	Excellent		Satisfactory		Unsatisfactory		Service available but not used		Total
1	Student health care	20%	2	30%	3	0%	0	50%	5	10
2	Academics advising by your major advisor	36%	4	36%	4	0%	0	27%	3	11
3	Job and career services	27%	3	36%	4	0%	0	36%	4	11
4	Financial Assistance	36%	4	27%	3	18%	2	18%	2	11
5	New graduate student orientation	18%	2	27%	3	9%	1	45%	5	11
6	Bookstore	18%	2	36%	4	0%	0	45%	5	11
7	Post Office	18%	2	27%	3	0%	0	55%	6	11
8	Student Center	18%	2	36%	4	0%	0	45%	5	11
9	Food services	10%	1	40%	4	0%	0	50%	5	10
10	Temporary (on-campus) housing	11%	1	33%	3	0%	0	56%	5	9
11	Registration process	36%	4	45%	5	0%	0	18%	2	11
12	Cashier's office	36%	4	36%	4	0%	0	27%	3	11
13	Email services/internet access	36%	4	55%	6	0%	0	9%	1	11
14	Website	27%	3	64%	7	0%	0	9%	1	11
15	Computer center	45%	5	36%	4	0%	0	18%	2	11
16	Library	27%	3	45%	5	0%	0	27%	3	11
17	Audiovisual equipment (media services)	27%	3	27%	3	0%	0	45%	5	11

## Please provide any additional comments you may have about Sul Ross State University

### Undergraduate degree

Please provide any additional comments you may have about Sul Ross State Un...

---

Please bring more degree programs, such as health services (physical therapy), better student services from financial aid (Del Rio Campus)

---

Incorporate more degree programs. Ex. Healthcare admin. Masters. Get Rid of Mr.Adames.

---

The past 2 years at Sul Ross were an experience. Although I had trouble towards the end, it all worked out.

---

good school, great teachers, good programs.

---

Sul Ross may be a small university compared to others, but what it lacks in size, it makes up for in heart. I mean that be the dedication the professors have to the class and students.

---

Great experience

---

Thank You!! :)

---

Thnk you so much SRSU.

### Graduate degree

Please provide any additional comments you may have about Sul Ross State Un...

---

Not all above offered at RGC. Love what we do have.

---

Love Sul Ross. I wish I could get my PhD at Sul Ross!