

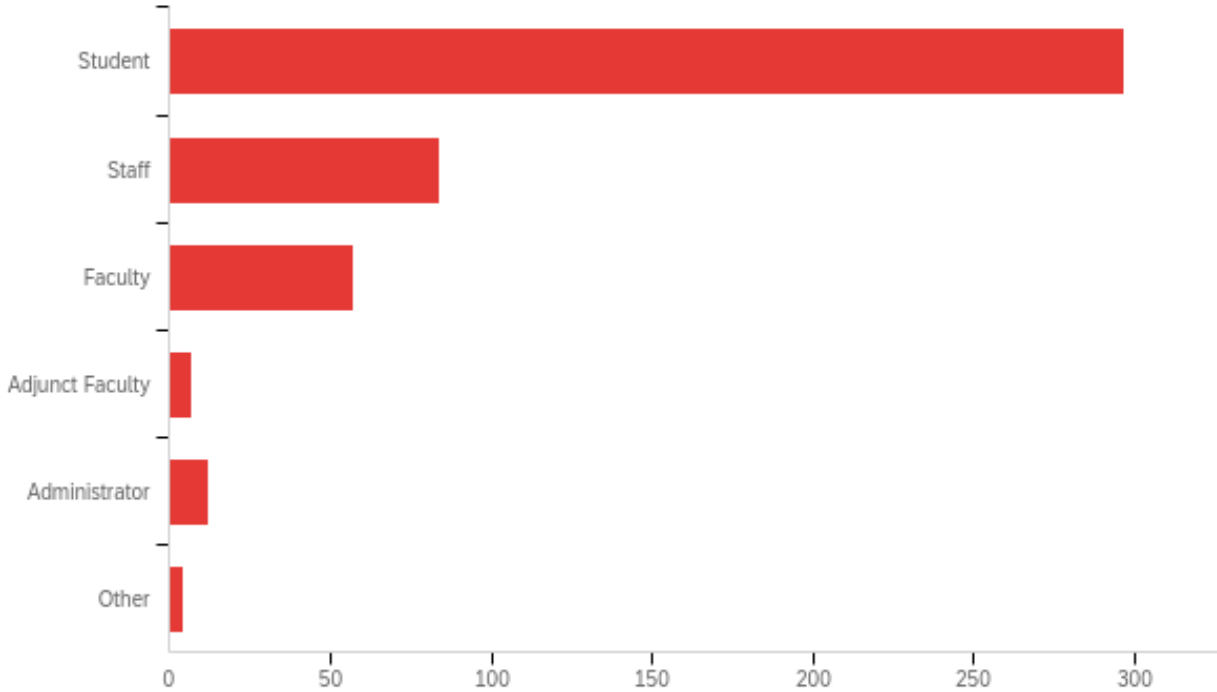
SRSU Campus Environment Survey 2020

Deborah Derden, Director of Institutional Research

Alpine Campus Results

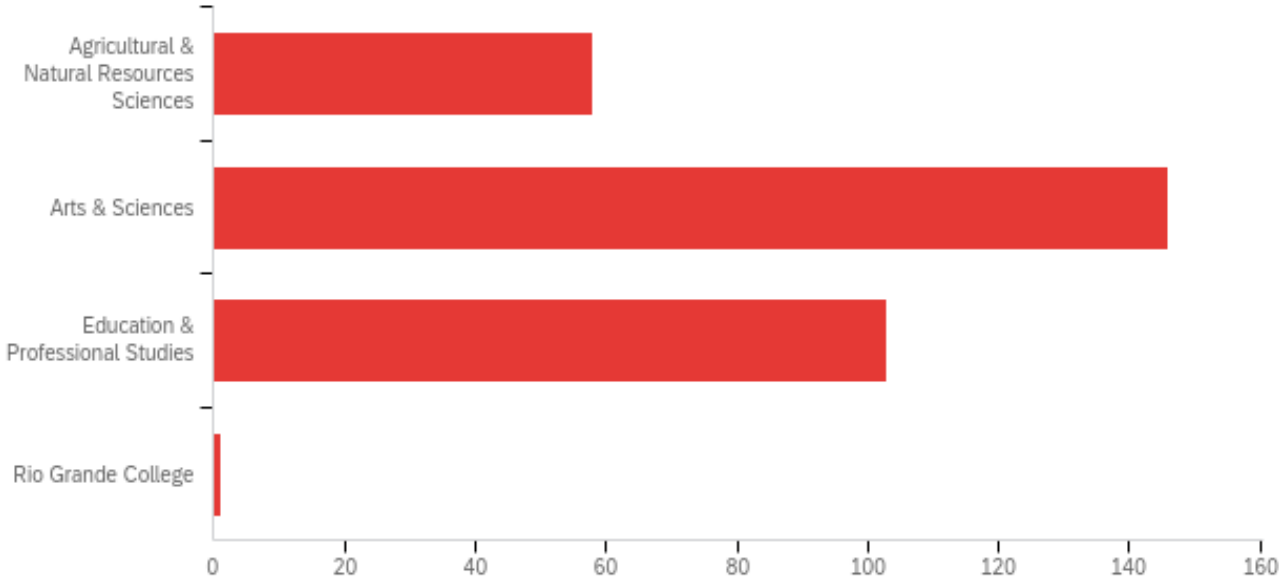
#	Answer	%	Count
1	Alpine	100.00%	461
	Total	100%	461

What is your primary affiliation to SRSU? (All)



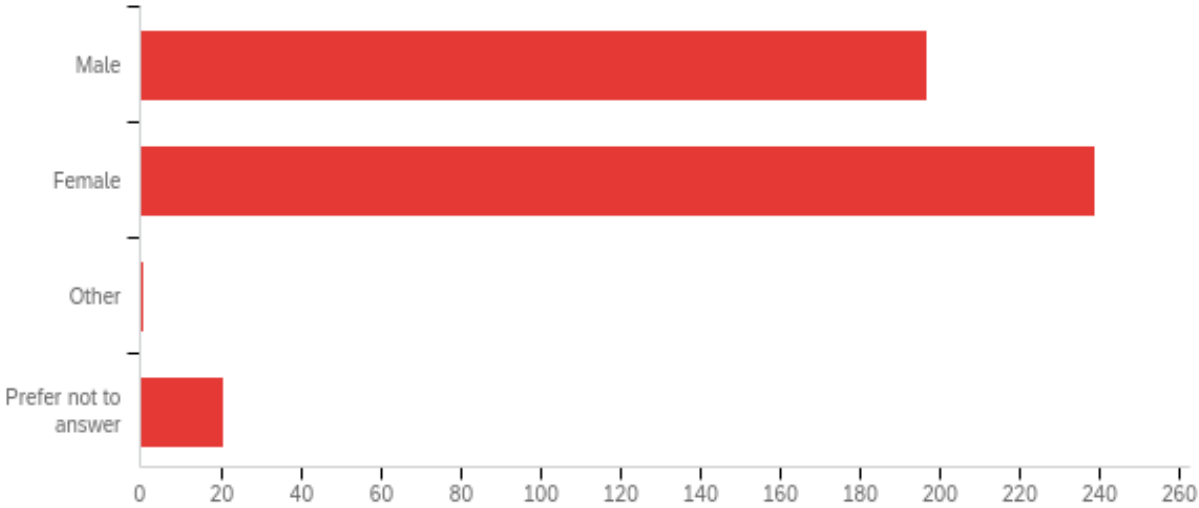
#	Answer	%	Count
1	Student	64.43%	297
2	Staff	18.22%	84
3	Faculty	12.36%	57
4	Adjunct Faculty	1.52%	7
5	Administrator	2.60%	12
6	Other	0.87%	4
	Total	100%	461

With which college are you primarily associated? (All)



#	Answer	%	Count
1	Agricultural & Natural Resources Sciences	18.83%	58
2	Arts & Sciences	47.40%	146
3	Education & Professional Studies	33.44%	103
4	Rio Grande College	0.32%	1
	Total	100%	308

Gender? (All)



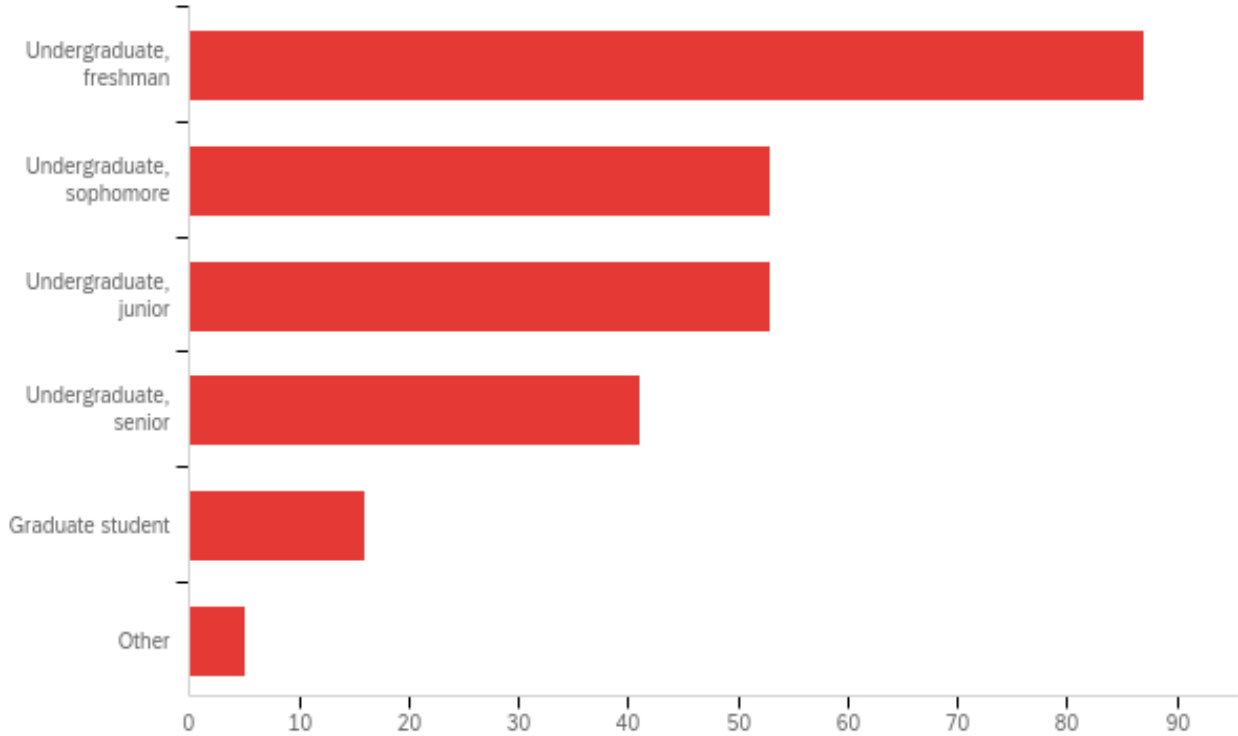
#	Answer	%	Count
1	Male	43.01%	197
2	Female	52.18%	239
3	Other	0.22%	1
4	Prefer not to answer	4.59%	21
	Total	100%	458

Ethnicity (All)

The actual data results for this question are not listed because of small cell sizes. The aggregated results are:

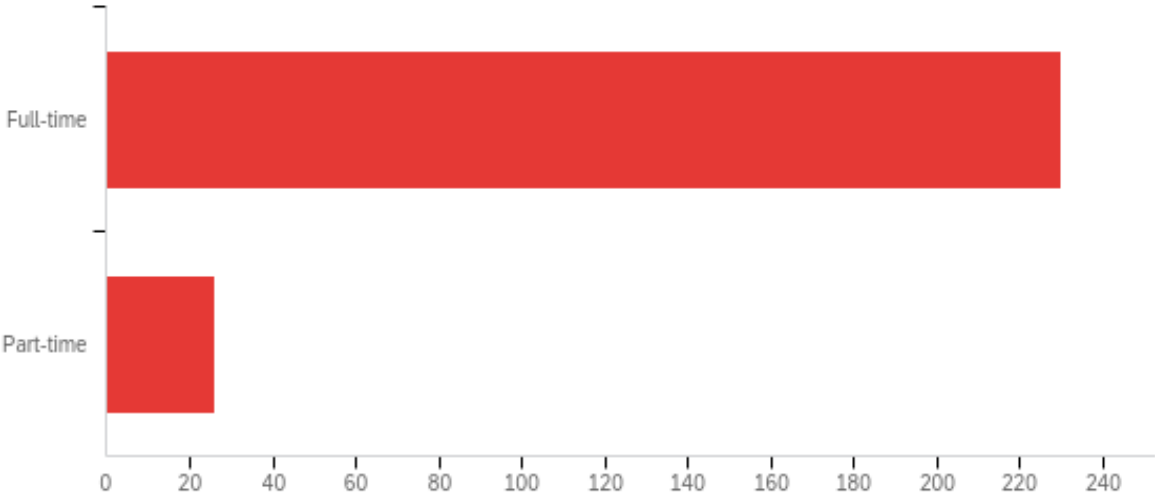
African American or Black	8.7%	40
Hispanic or Latinx	43.48%	200
White	36.52%	168
Other	5.65%	26
Prefer Not to Answer	<u>5.65%</u>	<u>26</u>
Total	100%	460

Student Status (Student)



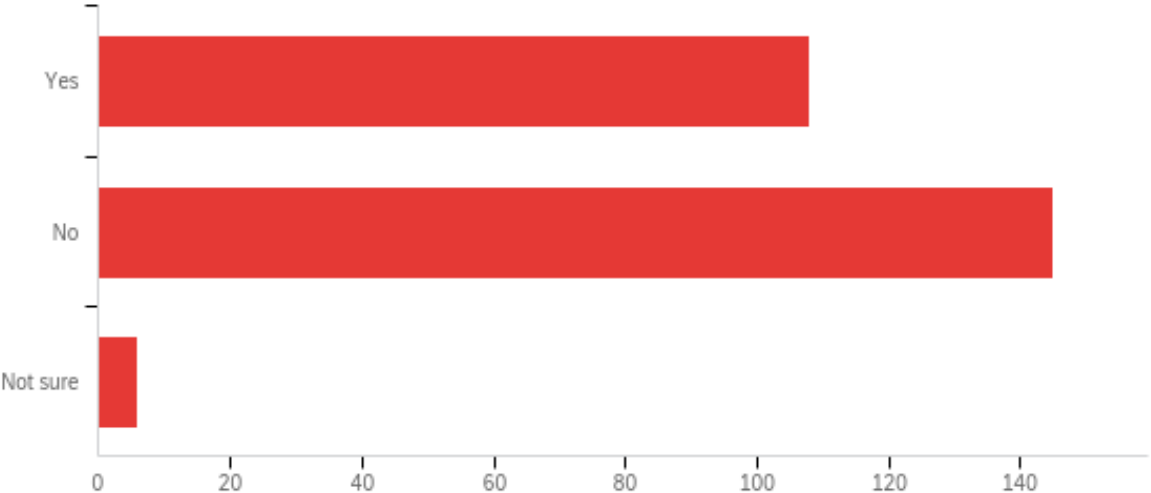
#	Answer	%	Count
1	Undergraduate, freshman	34.12%	87
2	Undergraduate, sophomore	20.78%	53
3	Undergraduate, junior	20.78%	53
4	Undergraduate, senior	16.08%	41
5	Graduate student	6.27%	16
6	Other	1.96%	5
	Total	100%	255

Student enrollment status. (Student)



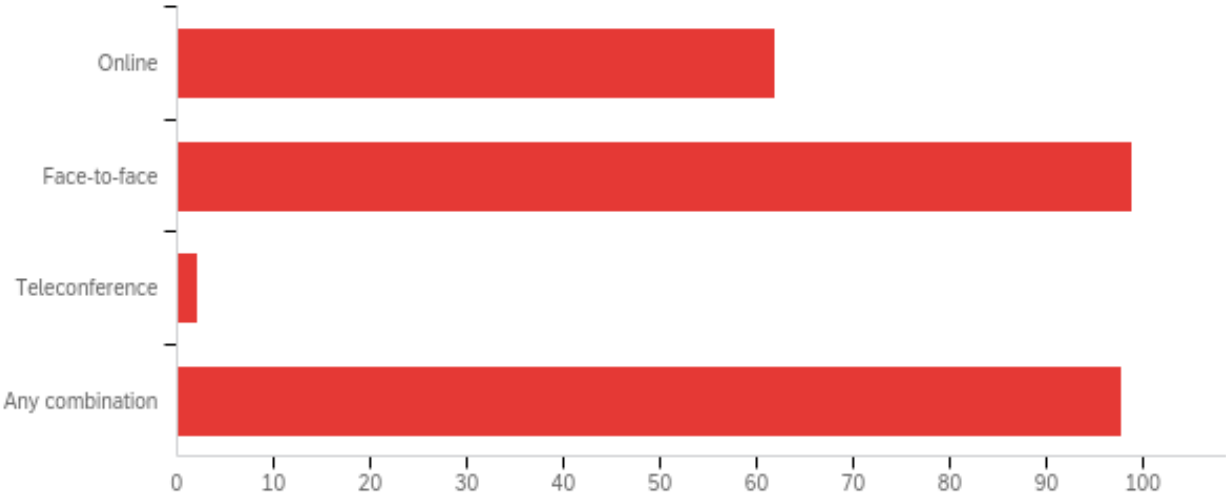
#	Answer	%	Count
1	Full-time	89.84%	230
2	Part-time	10.16%	26
	Total	100%	256

**Are you a first-generation student (Def: first in immediate family to attend college)?
(Student)**



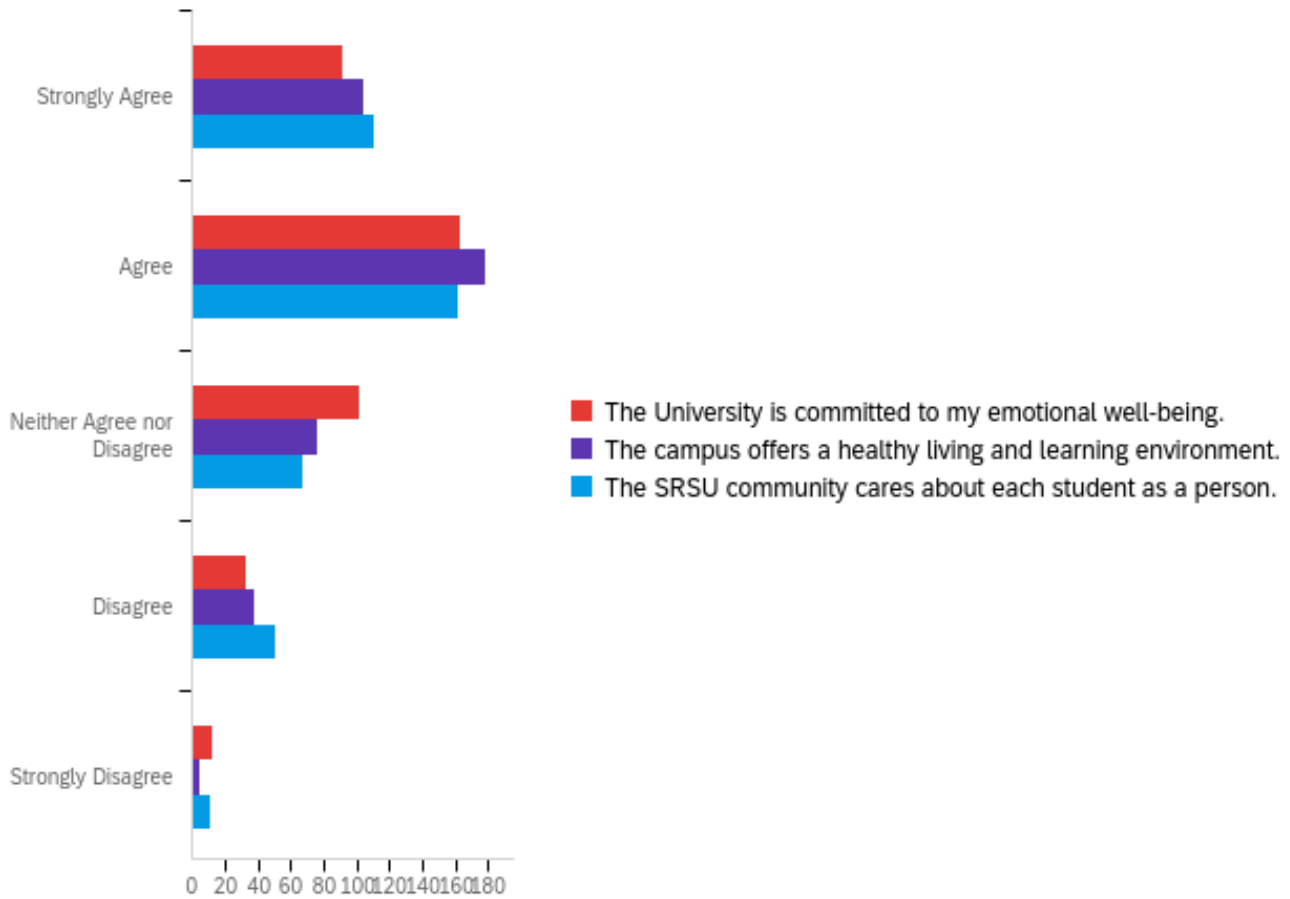
#	Answer	%	Count
1	Yes	41.70%	108
2	No	55.98%	145
3	Not sure	2.32%	6
	Total	100%	259

How do you typically receive class instructions? (Student)



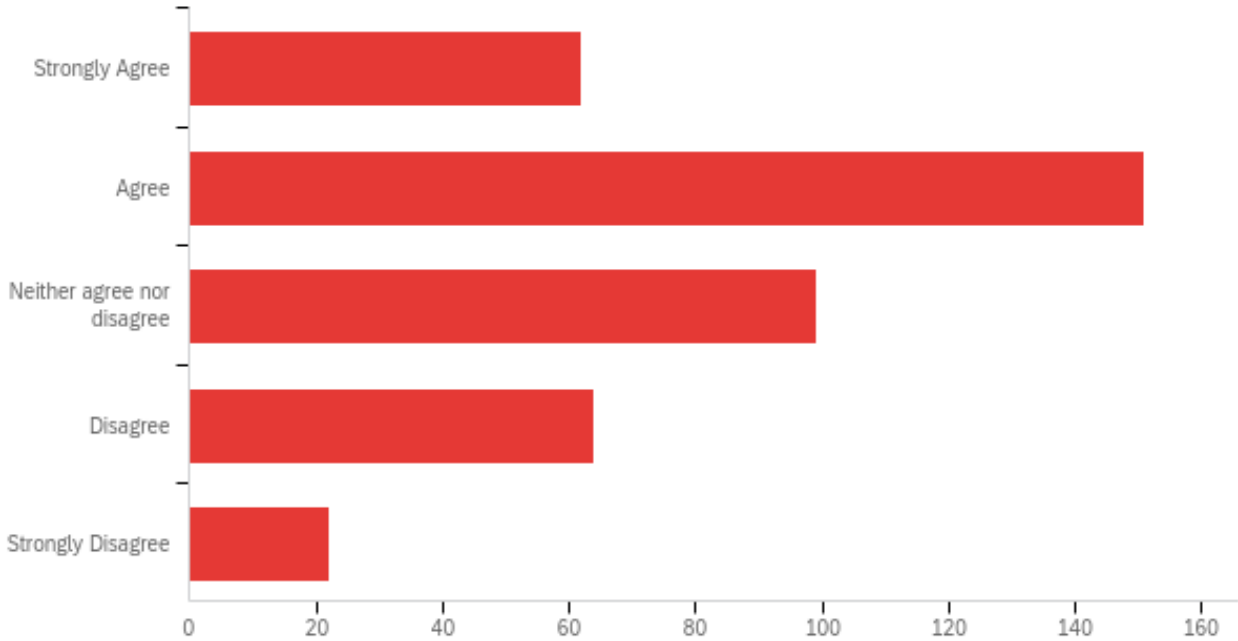
#	Answer	%	Count
1	Online	23.75%	62
2	Face-to-face	37.93%	99
3	Teleconference	0.77%	2
4	Any combination	37.55%	98
	Total	100%	261

Please indicate your level of agreement/disagreement to the following statements: (All)



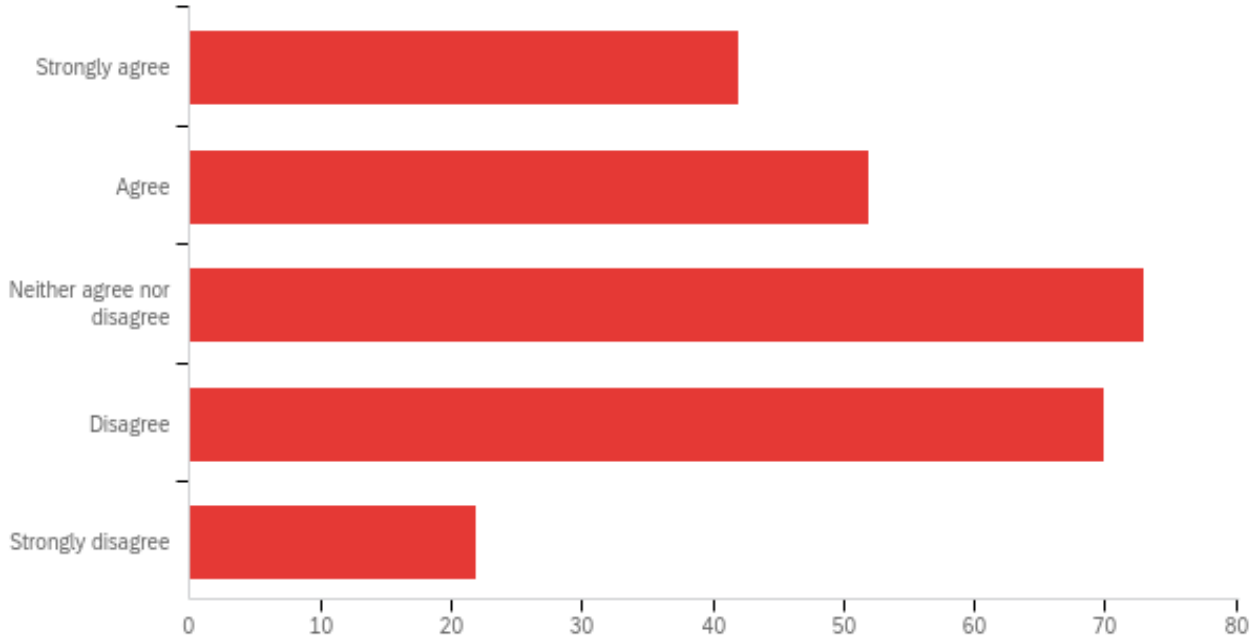
#	Question	Strongly Agree	Agree	Neither Agree nor Disagree	Disagree	Strongly Disagree	Total
1	The University is committed to my emotional well-being.	22.69% 91	40.65% 163	25.44% 102	8.23% 33	2.99% 12	401
2	The campus offers a healthy living and learning environment.	26.00% 104	44.50% 178	19.00% 76	9.50% 38	1.00% 4	400
3	The SRSU community cares about each student as a person.	27.68% 111	40.40% 162	16.71% 67	12.47% 50	2.74% 11	401

The University actively seeks students' input in decision-making regarding campus matters. (All)



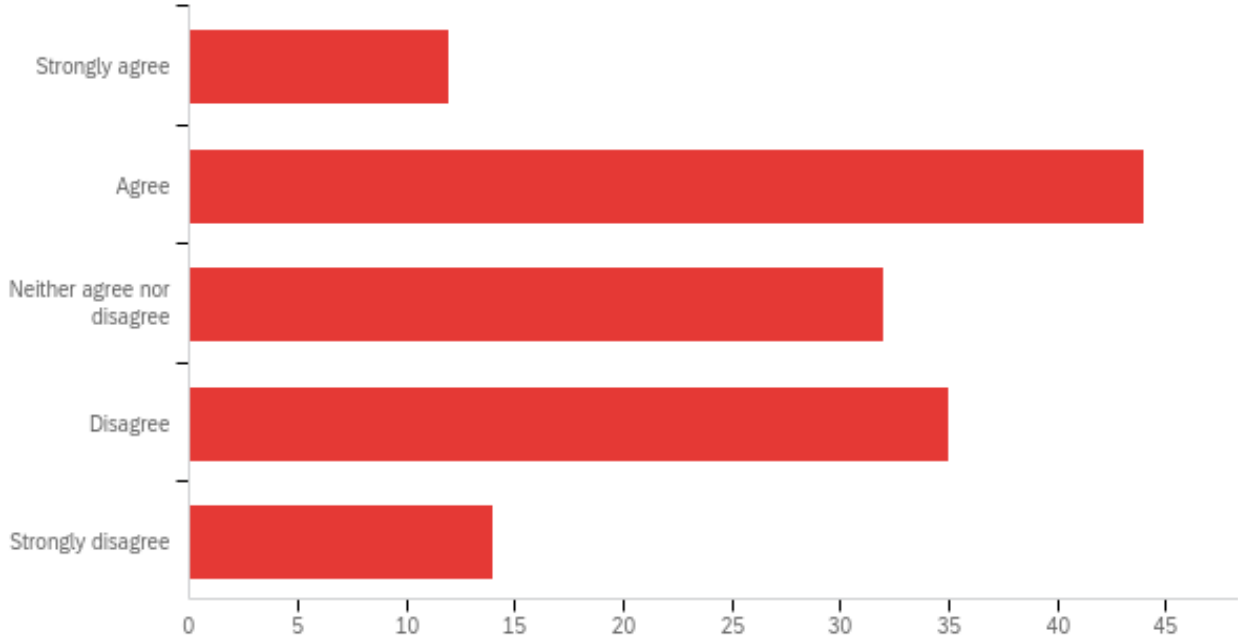
#	Answer	%	Count
1	Strongly Agree	15.58%	62
2	Agree	37.94%	151
3	Neither agree nor disagree	24.87%	99
4	Disagree	16.08%	64
5	Strongly Disagree	5.53%	22
	Total	100%	398

I worry whether I can afford to eat balanced meals. (Student)



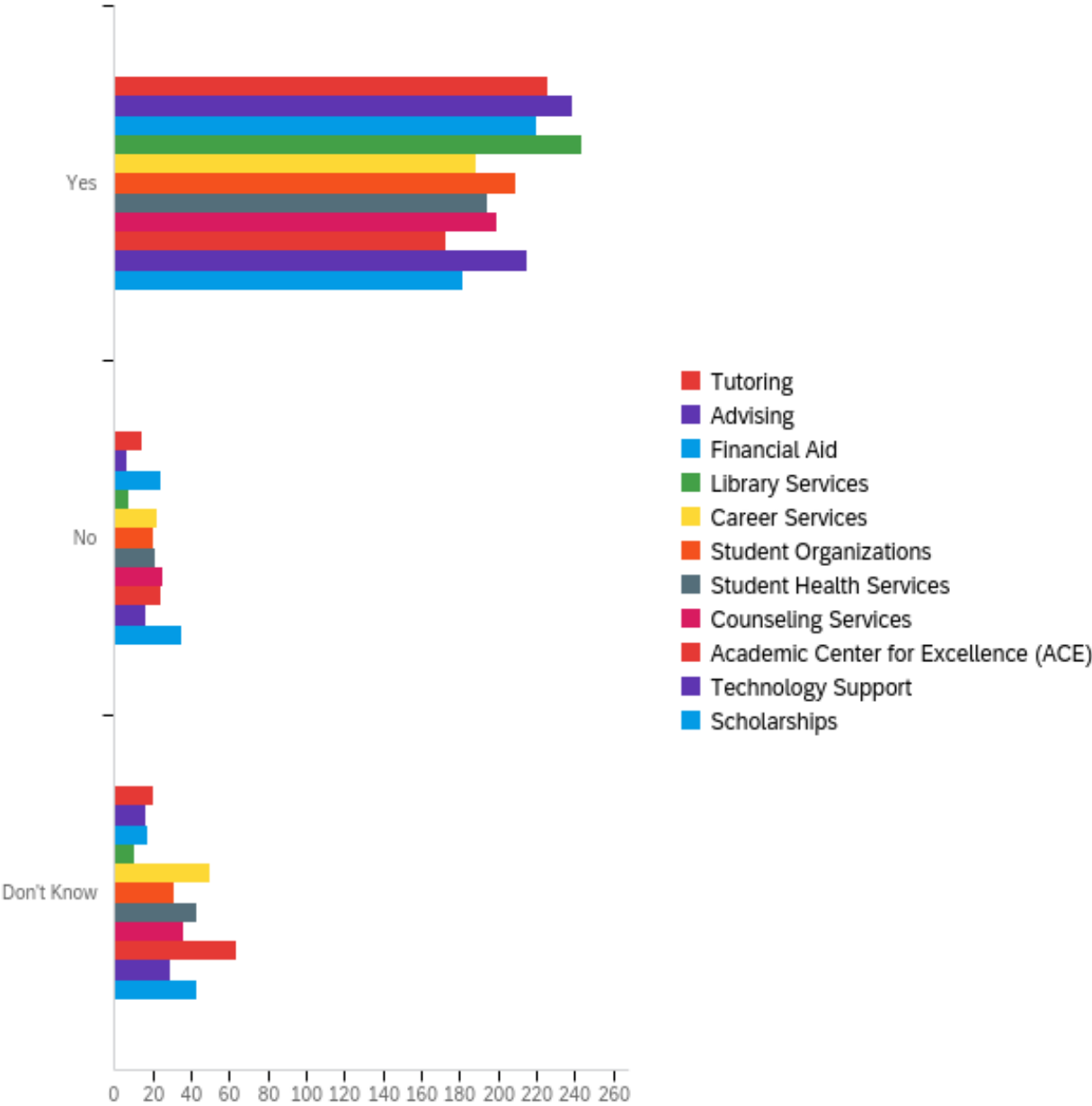
#	Answer	%	Count
1	Strongly agree	16.22%	42
2	Agree	20.08%	52
3	Neither agree nor disagree	28.19%	73
4	Disagree	27.03%	70
5	Strongly disagree	8.49%	22
	Total	100%	259

The University actively seeks faculty and employee input in decision-making regarding campus matters. (Faculty/Staff)



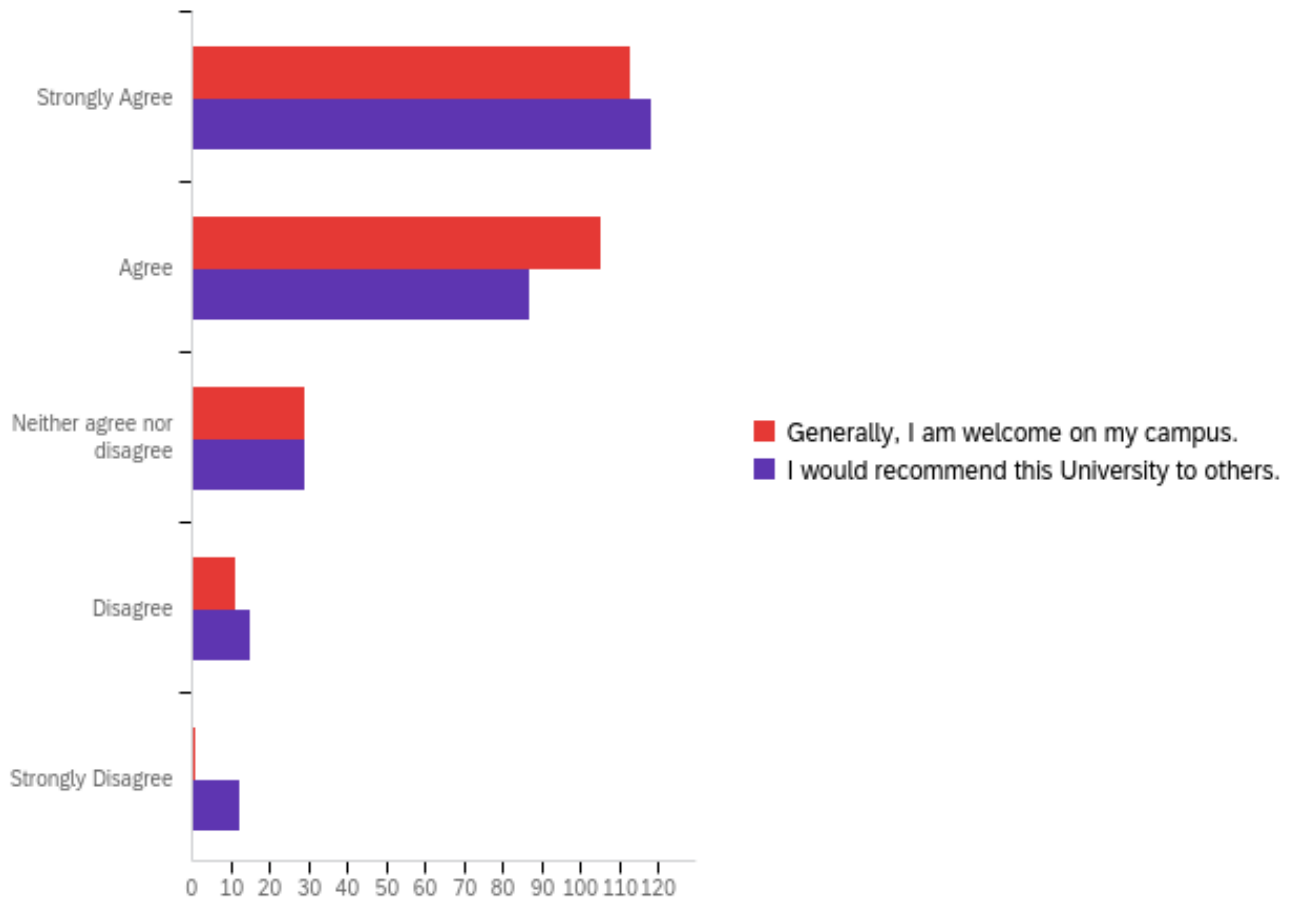
#	Answer	%	Count
1	Strongly agree	8.76%	12
2	Agree	32.12%	44
3	Neither agree nor disagree	23.36%	32
4	Disagree	25.55%	35
5	Strongly disagree	10.22%	14
	Total	100%	137

I have access to the following support services (choose all that apply). (Student)



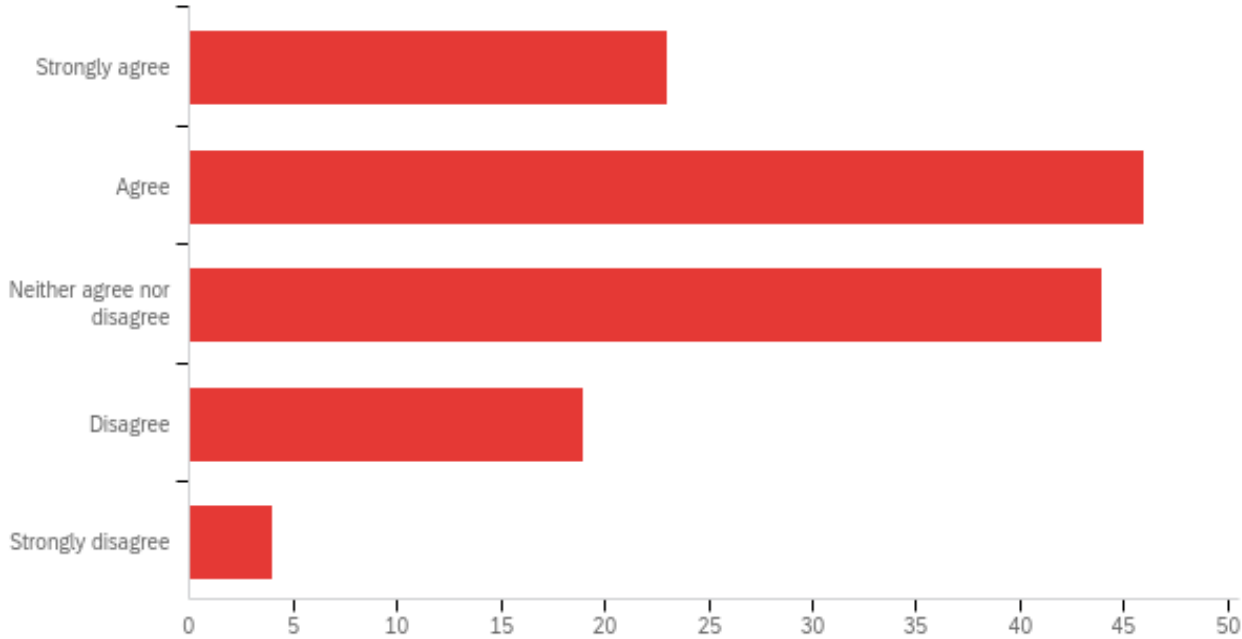
#	Question	Yes		No		Don't Know		Total
1	Tutoring	86.92%	226	5.38%	14	7.69%	20	260
2	Advising	91.57%	239	2.30%	6	6.13%	16	261
3	Financial Aid	84.29%	220	9.20%	24	6.51%	17	261
4	Library Services	93.49%	244	2.68%	7	3.83%	10	261
5	Career Services	72.31%	188	8.46%	22	19.23%	50	260
6	Student Organizations	80.38%	209	7.69%	20	11.92%	31	260
7	Student Health Services	75.19%	194	8.14%	21	16.67%	43	258
8	Counseling Services	76.54%	199	9.62%	25	13.85%	36	260
9	Academic Center for Excellence (ACE)	66.54%	173	9.23%	24	24.23%	63	260
10	Technology Support	82.69%	215	6.15%	16	11.15%	29	260
11	Scholarships	70.00%	182	13.46%	35	16.54%	43	260

Please indicate your level of agreement/disagreement with the following statements.
 (Student)



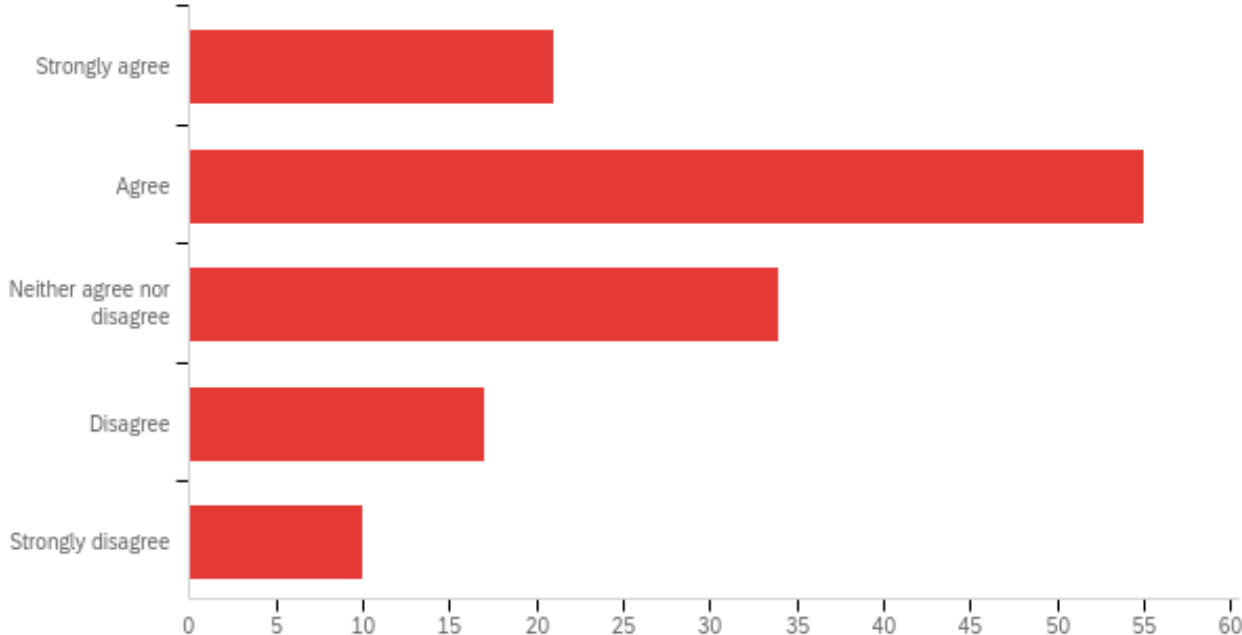
#	Question	Strongly Agree	Agree	Neither agree nor disagree	Disagree	Strongly Disagree	Total
1	Generally, I am welcome on my campus.	43.63% 113	40.54% 105	11.20% 29	4.25% 11	0.39% 1	259
2	I would recommend this University to others.	45.21% 118	33.33% 87	11.11% 29	5.75% 15	4.60% 12	261

I would recommend this University to others as a place to work. (Faculty/Staff)



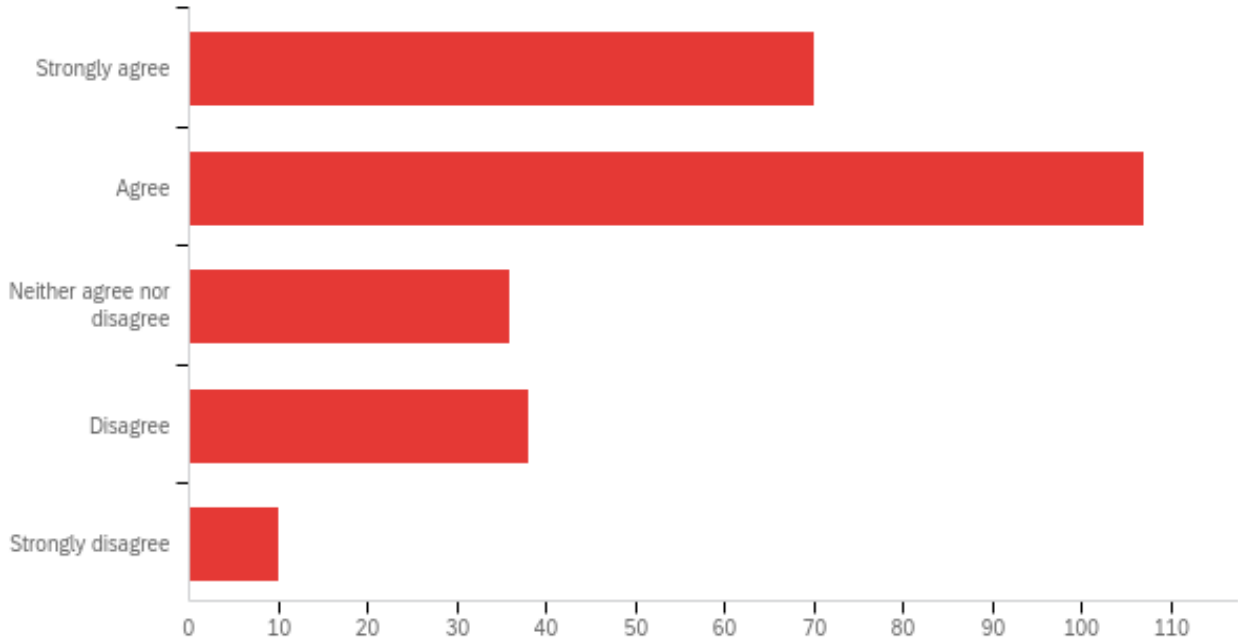
#	Answer	%	Count
1	Strongly agree	16.91%	23
2	Agree	33.82%	46
3	Neither agree nor disagree	32.35%	44
4	Disagree	13.97%	19
5	Strongly disagree	2.94%	4
	Total	100%	136

The University supports a positive work-life balance. (Definition: the ability to manage the demands of your work responsibilities and personal life; family, leisure, and self-care). (Faculty/Staff)



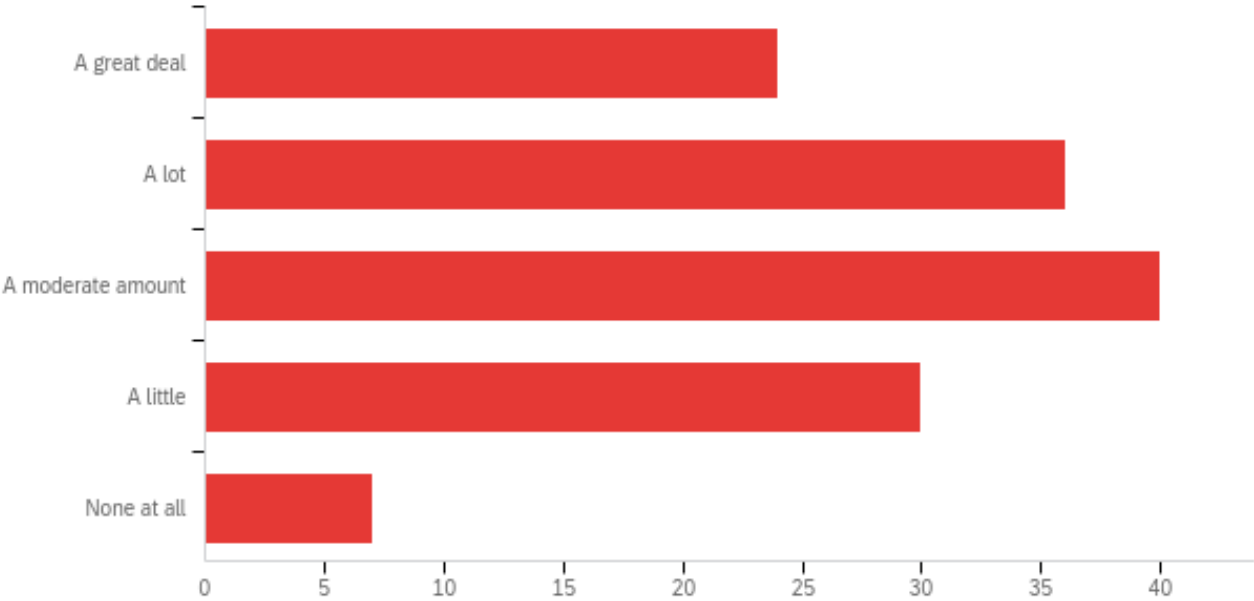
#	Answer	%	Count
1	Strongly agree	15.33%	21
2	Agree	40.15%	55
3	Neither agree nor disagree	24.82%	34
4	Disagree	12.41%	17
5	Strongly disagree	7.30%	10
	Total	100%	137

**Faculty respect my need to balance course work with other responsibilities in my life.
(Student)**



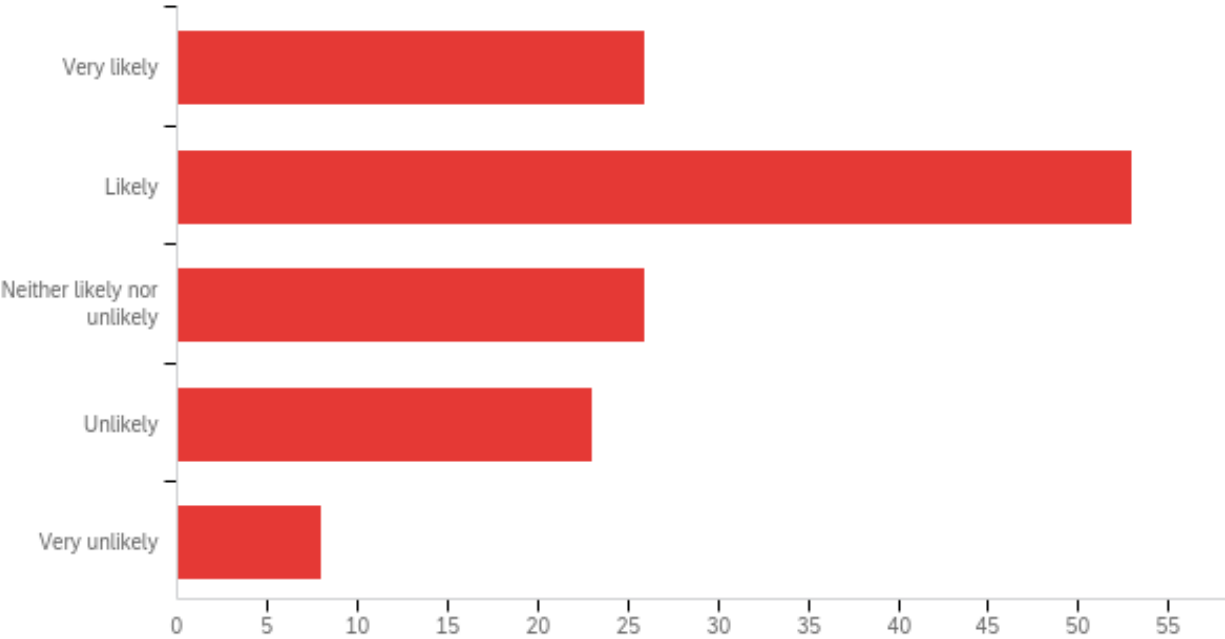
#	Answer	%	Count
1	Strongly agree	26.82%	70
2	Agree	41.00%	107
3	Neither agree nor disagree	13.79%	36
4	Disagree	14.56%	38
5	Strongly disagree	3.83%	10
	Total	100%	261

I feel valued at work. (Faculty/Staff)



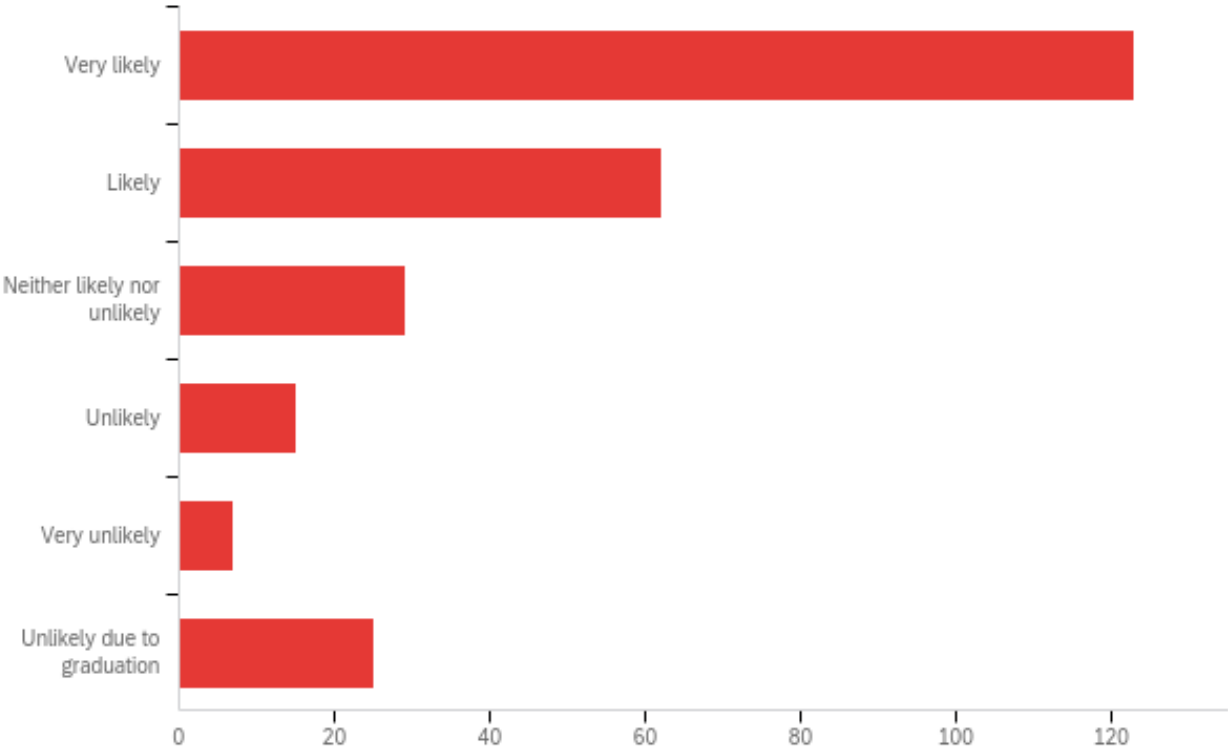
#	Answer	%	Count
1	A great deal	17.52%	24
2	A lot	26.28%	36
3	A moderate amount	29.20%	40
4	A little	21.90%	30
5	None at all	5.11%	7
	Total	100%	137

I am able to realize my full potential in my current position. (Faculty/Staff)



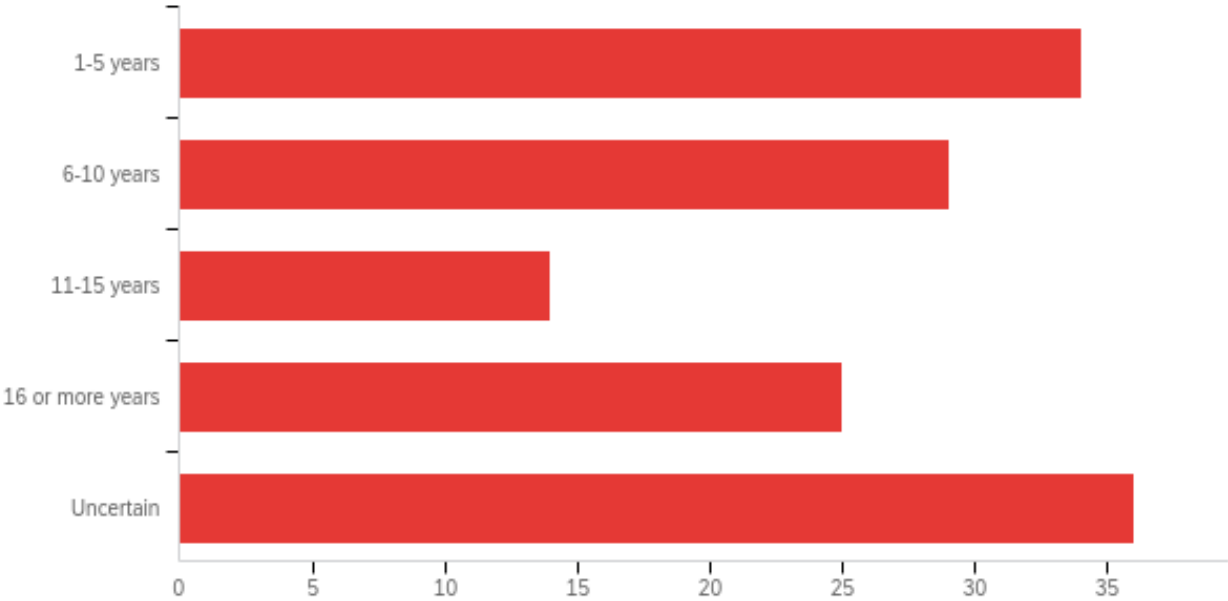
#	Answer	%	Count
1	Very likely	19.12%	26
2	Likely	38.97%	53
3	Neither likely nor unlikely	19.12%	26
4	Unlikely	16.91%	23
5	Very unlikely	5.88%	8
	Total	100%	136

How likely are you to be attending SRSU one year from now? (Student)



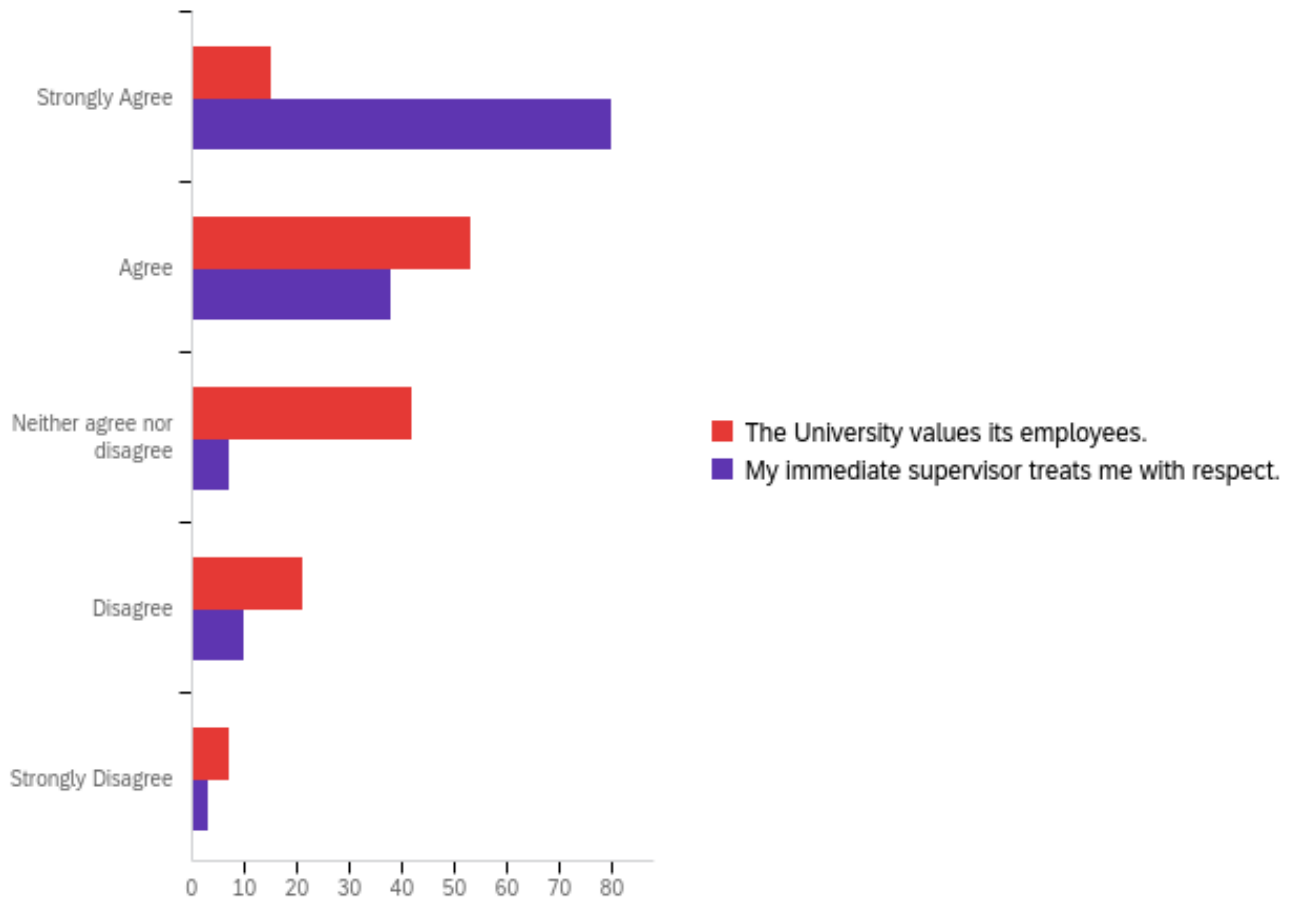
#	Answer	%	Count
1	Very likely	47.13%	123
2	Likely	23.75%	62
3	Neither likely nor unlikely	11.11%	29
4	Unlikely	5.75%	15
5	Very unlikely	2.68%	7
6	Unlikely due to graduation	9.58%	25
	Total	100%	261

How long do you anticipate working at SRSU? (Faculty/Staff)



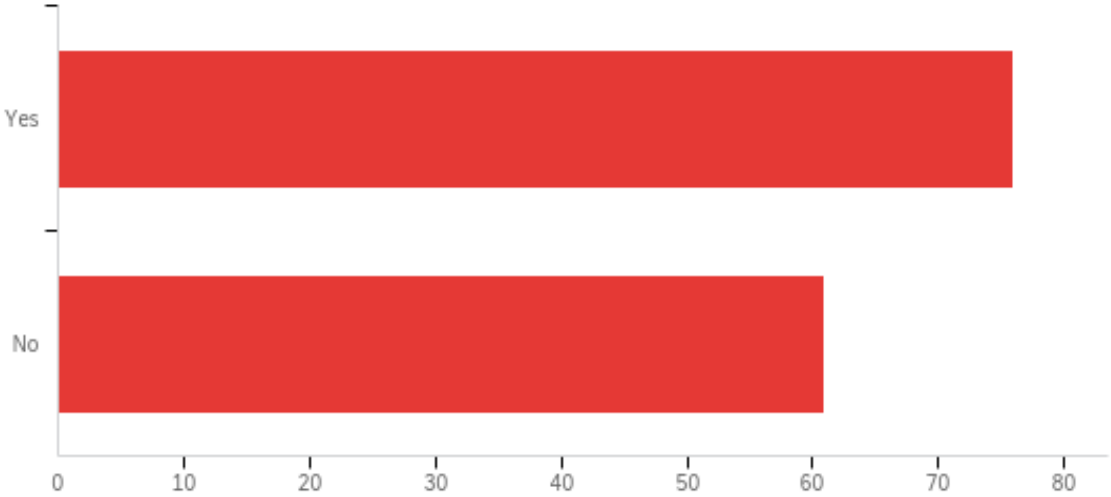
#	Answer	%	Count
1	1-5 years	24.64%	34
2	6-10 years	21.01%	29
3	11-15 years	10.14%	14
4	16 or more years	18.12%	25
5	Uncertain	26.09%	36
	Total	100%	138

Please indicate your level of agreement/disagreement with the following statements.
(Faculty/Staff)



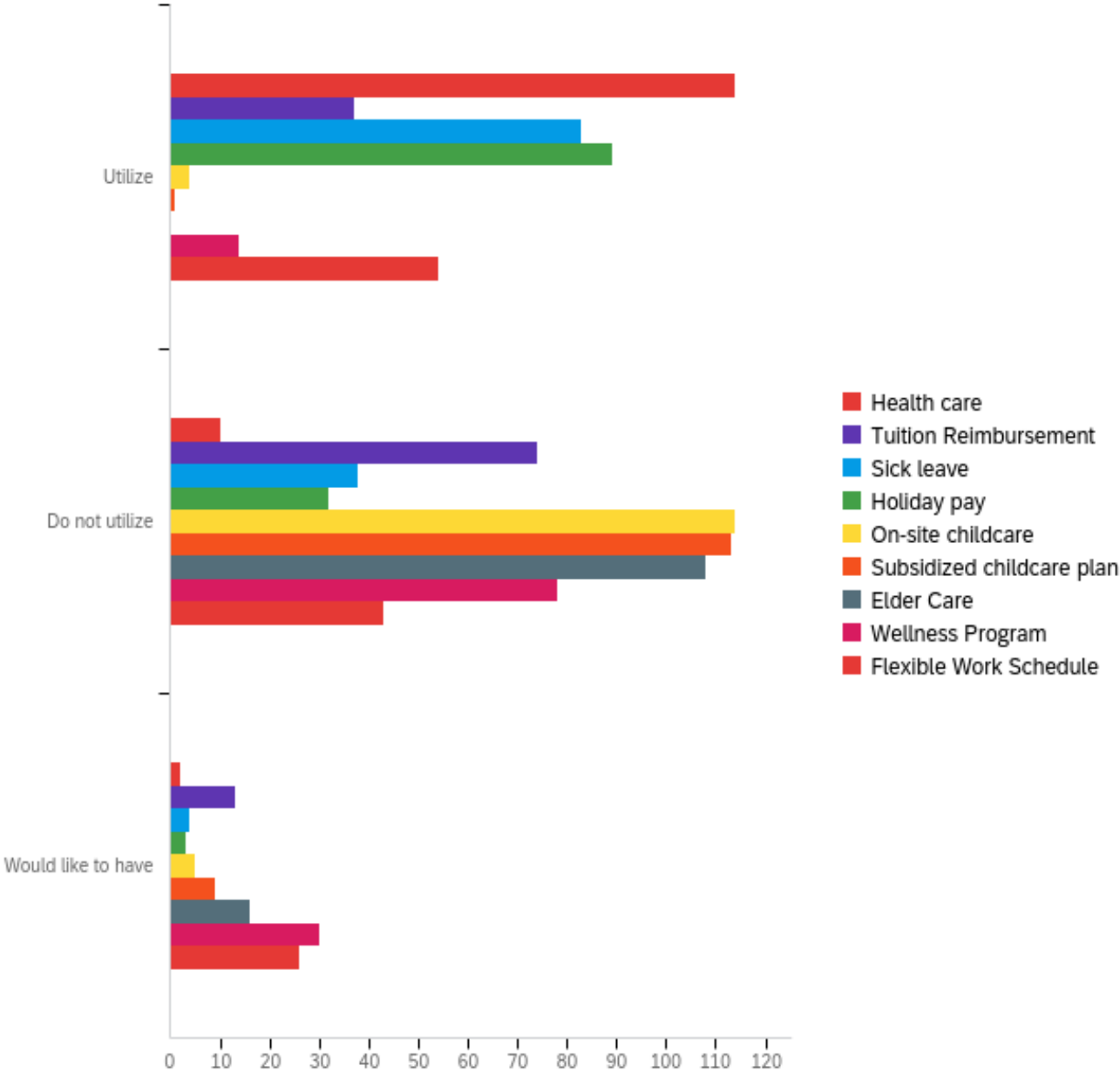
#	Question	Strongly Agree	Agree	Neither agree nor disagree	Disagree	Strongly Disagree	Total
1	The University values its employees.	10.87% 15	38.41% 53	30.43% 42	15.22% 21	5.07% 7	138
2	My immediate supervisor treats me with respect.	57.97% 80	27.54% 38	5.07% 7	7.25% 10	2.17% 3	138

I am aware of professional development opportunities at SRSU which meet my career and work needs. (Faculty/Staff)



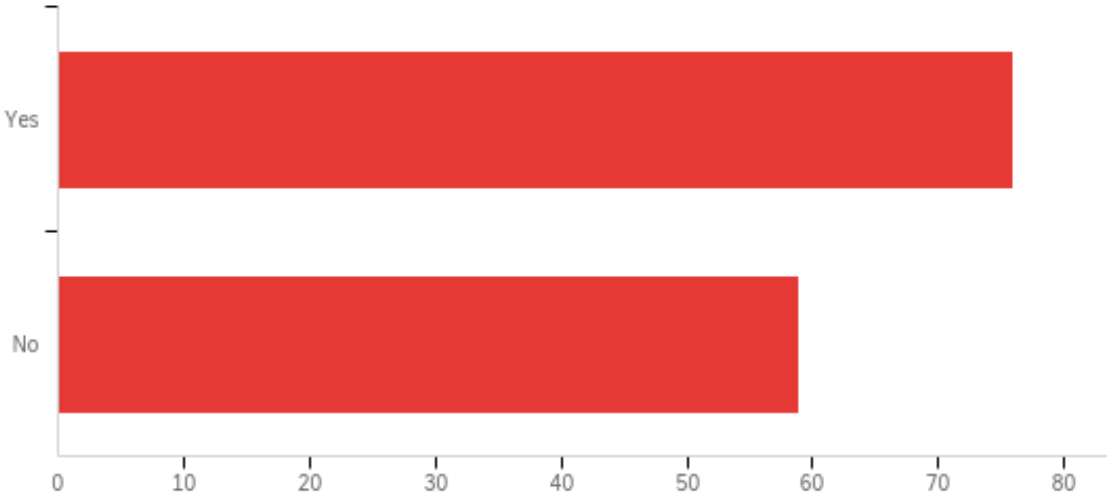
#	Answer	%	Count
1	Yes	55.47%	76
2	No	44.53%	61
	Total	100%	137

Full-time employees, please classify the following work place benefits. (Anyone who is not full-time may skip this question.) (Faculty/Staff)



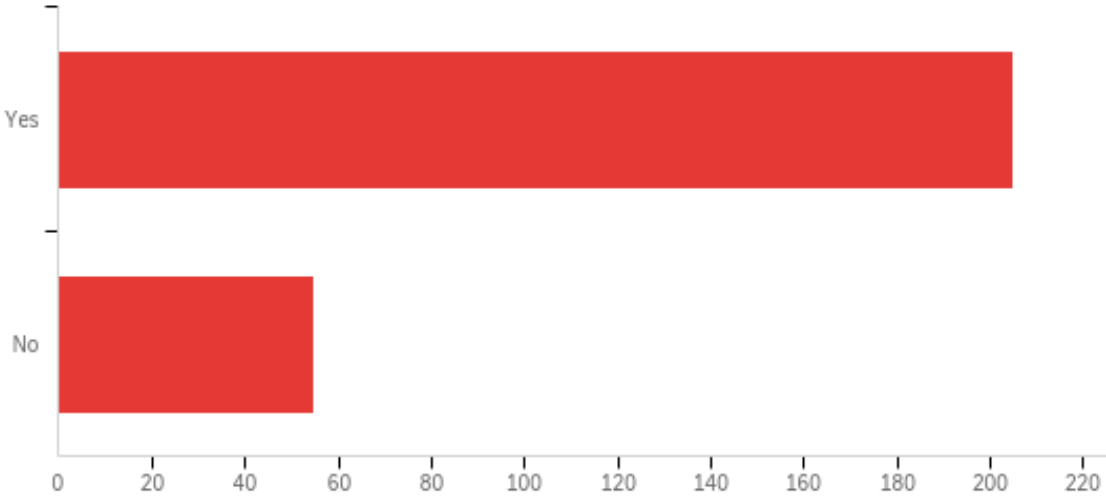
#	Question	Utilize		Do not utilize		Would like to have		Total
1	Health care	90.48%	114	7.94%	10	1.59%	2	126
2	Tuition Reimbursement	29.84%	37	59.68%	74	10.48%	13	124
3	Sick leave	66.40%	83	30.40%	38	3.20%	4	125
4	Holiday pay	71.77%	89	25.81%	32	2.42%	3	124
5	On-site childcare	3.25%	4	92.68%	114	4.07%	5	123
6	Subsidized childcare plan	0.81%	1	91.87%	113	7.32%	9	123
7	Elder Care	0.00%	0	87.10%	108	12.90%	16	124
8	Wellness Program	11.48%	14	63.93%	78	24.59%	30	122
9	Flexible Work Schedule	43.90%	54	34.96%	43	21.14%	26	123

I have a clear understanding of my career and/or promotion path as SRSU. (Faculty/Staff)



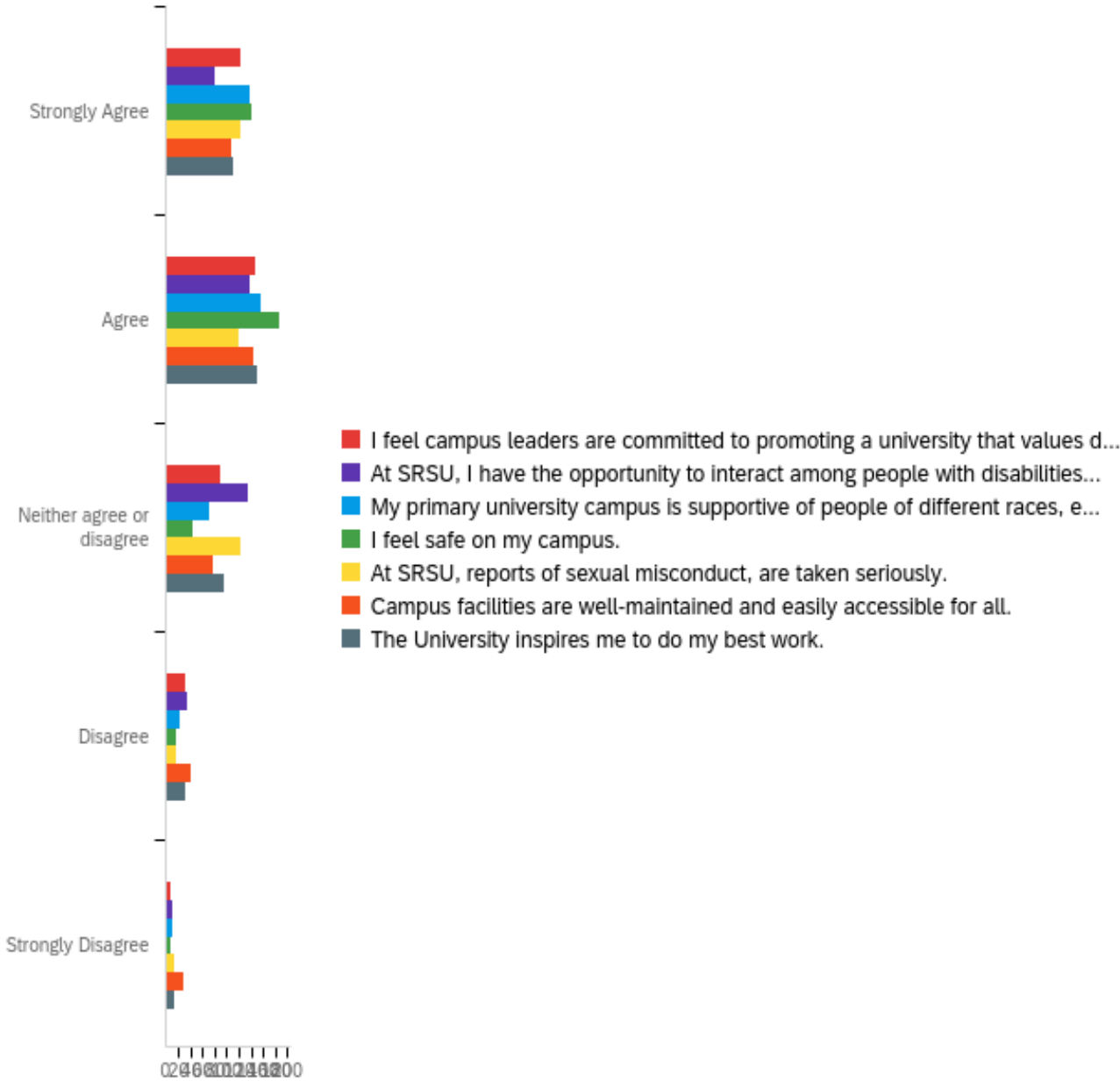
#	Answer	%	Count
1	Yes	56.30%	76
2	No	43.70%	59
	Total	100%	135

I have a clear understanding of my degree plan. (Student)



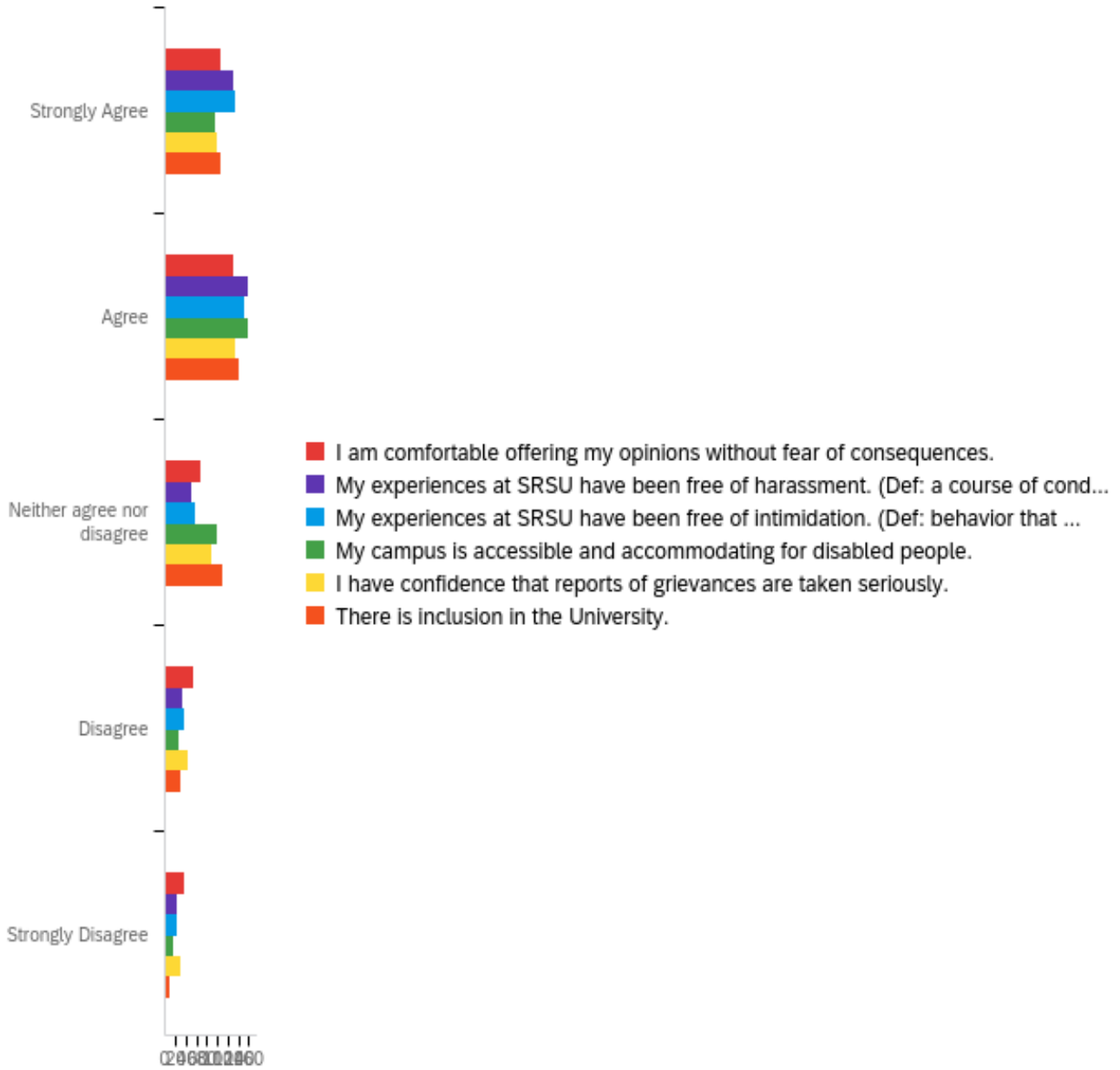
#	Answer	%	Count
1	Yes	78.85%	205
2	No	21.15%	55
	Total	100%	260

Please indicate your level of agreement/disagreement with the following statements:
 (All)



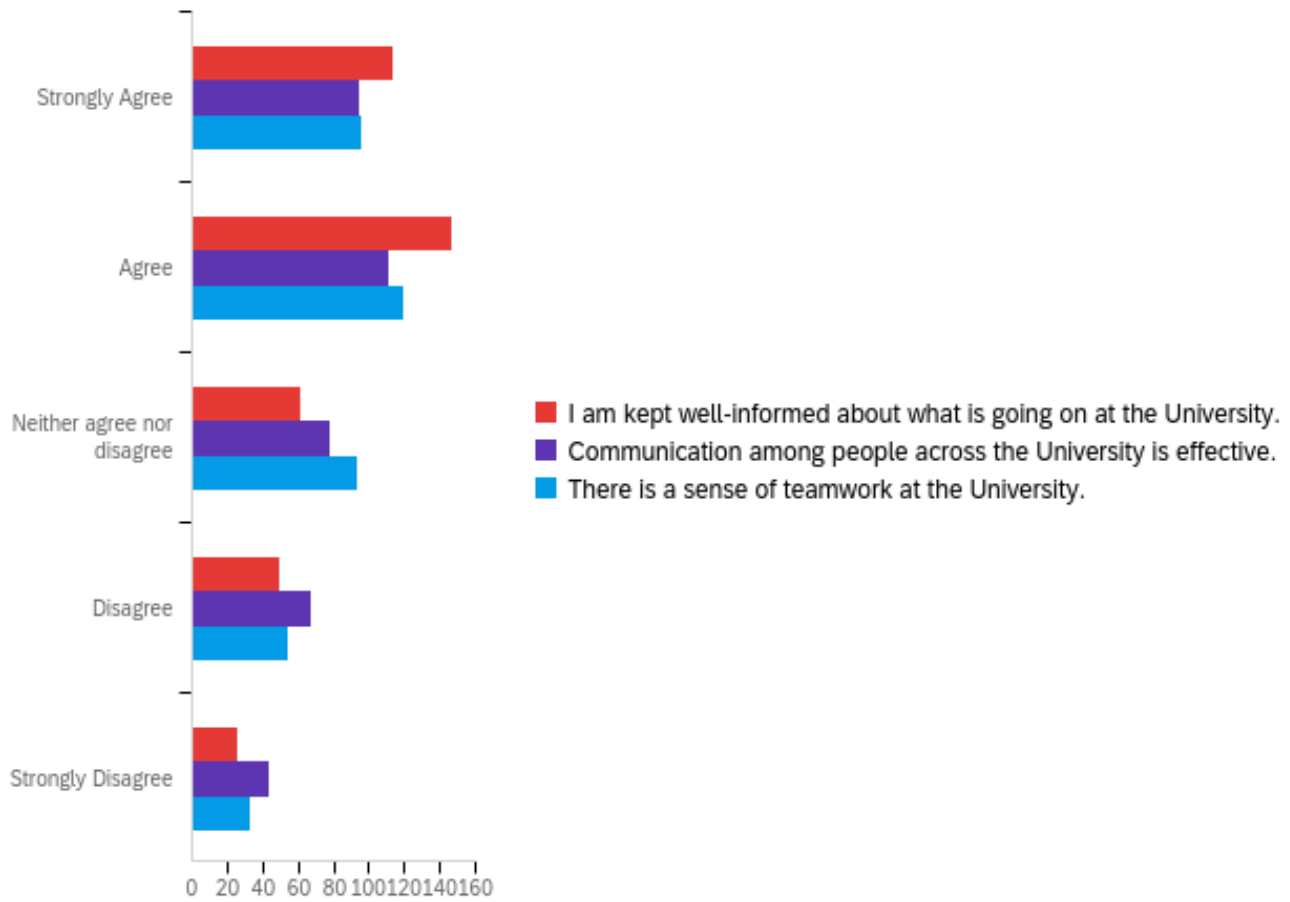
#	Question	Strongly Agree		Agree		Neither agree or disagree		Disagree		Strongly Disagree		Total
1	I feel campus leaders are committed to promoting a university that values diversity.	30.50%	122	36.50%	146	22.50%	90	8.25%	33	2.25%	9	400
2	At SRSU, I have the opportunity to interact among people with disabilities.	20.25%	81	34.50%	138	33.75%	135	8.75%	35	2.75%	11	400
3	My primary university campus is supportive of people of different races, ethnicities, gender and sexual identities and/or cultural backgrounds.	34.75%	139	39.00%	156	17.75%	71	6.00%	24	2.50%	10	400
4	I feel safe on my campus.	35.50%	142	46.75%	187	11.25%	45	4.50%	18	2.00%	8	400
5	At SRSU, reports of sexual misconduct, are taken seriously.	30.98%	123	29.97%	119	30.73%	122	4.53%	18	3.78%	15	397
6	Campus facilities are well-maintained and easily accessible for all.	27.25%	109	35.75%	143	19.25%	77	10.50%	42	7.25%	29	400
7	The University inspires me to do my best work.	27.50%	110	37.25%	149	23.50%	94	8.25%	33	3.50%	14	400

Please indicate your level of agreement/disagreement to the following statements: (All)



#	Question	Strongly Agree		Agree		Neither agree nor disagree		Disagree		Strongly Disagree		Total
1	I am comfortable offering my opinions without fear of consequences.	26.95%	107	32.75%	130	17.13%	68	13.60%	54	9.57%	38	397
2	My experiences at SRSU have been free of harassment. (Def: a course of conduct which annoys, threatens, alarms, or puts people in fear for their safety)	33.00%	131	40.30%	160	13.10%	52	8.06%	32	5.54%	22	397
3	My experiences at SRSU have been free of intimidation. (Def: behavior that would cause a person to fear injury or harm. It may be implied from words, conduct or circumstances reasonably calculated to produce fear.)	33.50%	133	38.04%	151	14.11%	56	8.82%	35	5.54%	22	397
4	My campus is accessible and accommodating for disabled people.	24.49%	97	39.90%	158	25.25%	100	6.31%	25	4.04%	16	396
5	I have confidence that reports of grievances are taken seriously.	25.19%	100	34.26%	136	22.17%	88	11.34%	45	7.05%	28	397
6	There is inclusion in the University.	26.58%	105	35.95%	142	28.10%	111	7.59%	30	1.77%	7	395

Please indicate your level of agreement/disagreement with the following statements:
 (All)



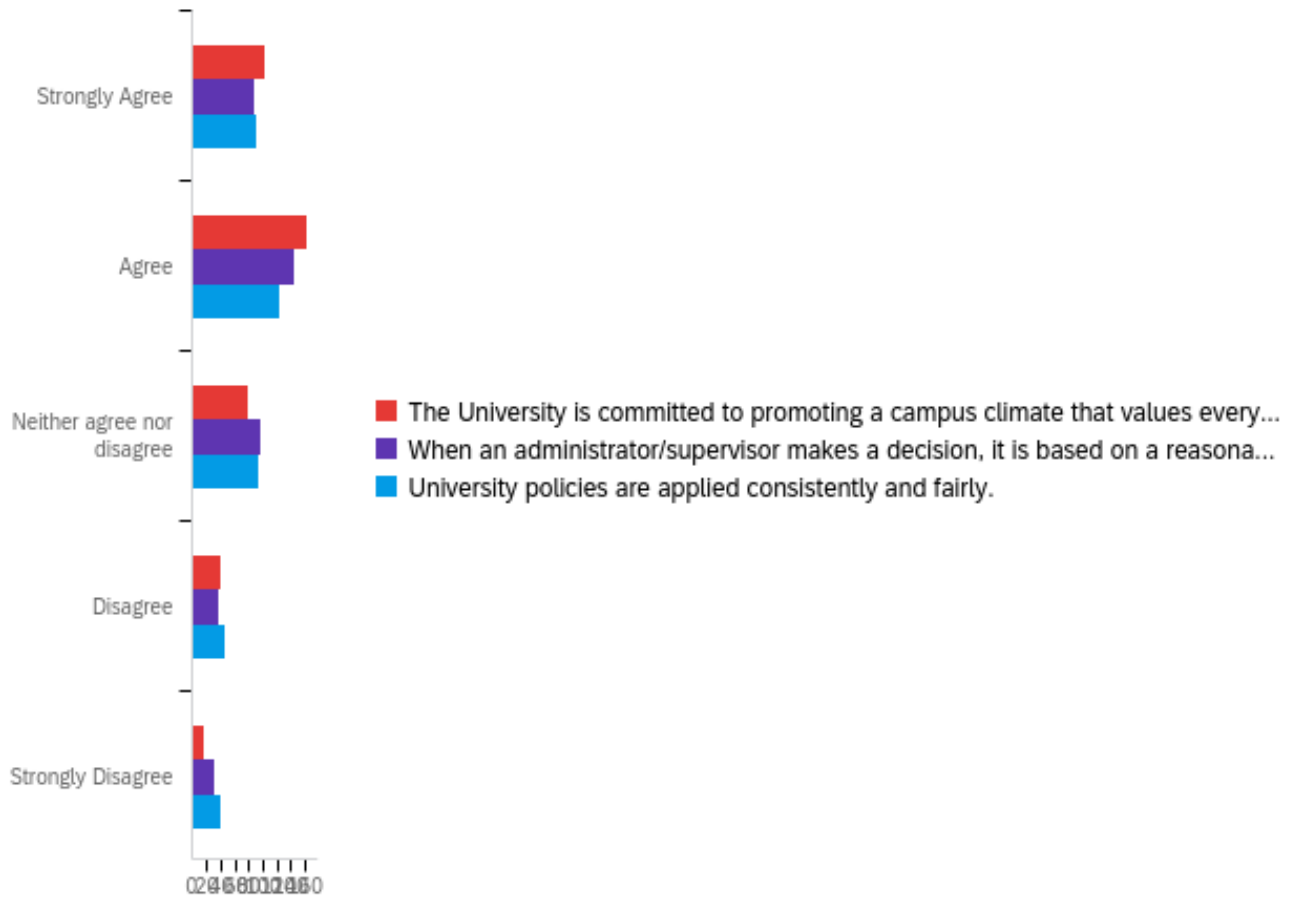
#	Question	Strongly Agree	Agree	Neither agree nor disagree	Disagree	Strongly Disagree	Total
1	I am kept well-informed about what is going on at the University.	28.72% 114	37.03% 147	15.37% 61	12.34% 49	6.55% 26	397
2	Communication among people across the University is effective.	23.99% 95	28.28% 112	19.70% 78	16.92% 67	11.11% 44	396
3	There is a sense of teamwork at the University.	24.24% 96	30.30% 120	23.48% 93	13.64% 54	8.33% 33	396

Please indicate your level of agreement/disagreement with the following statements:
(Student)



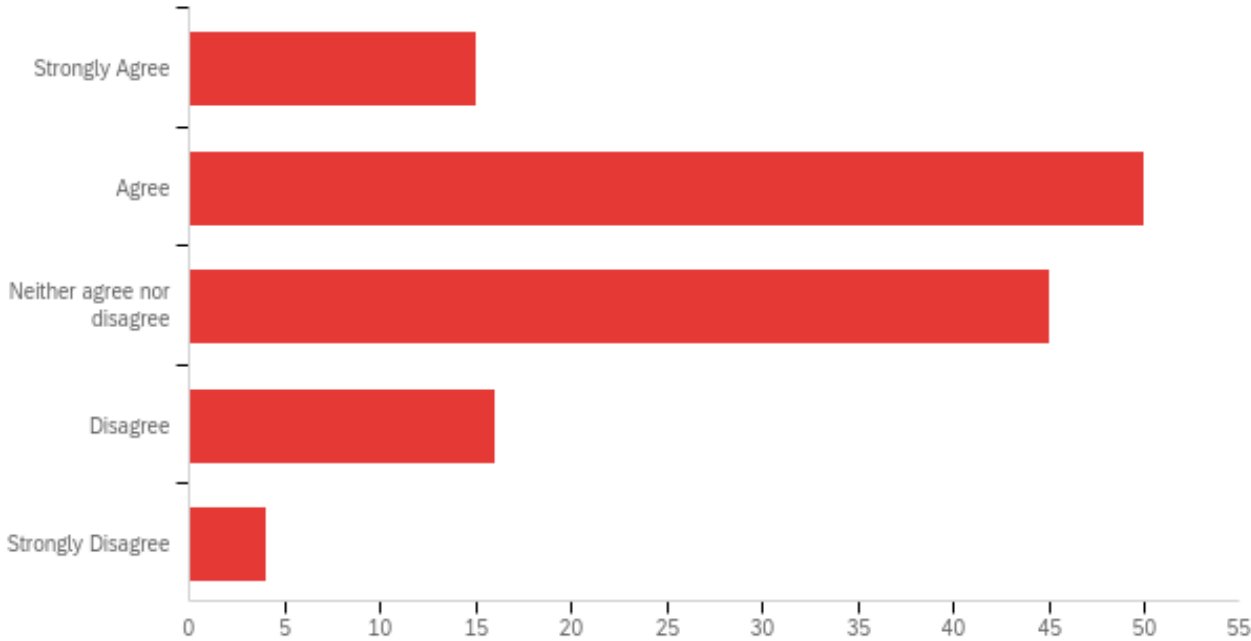
#	Question	Strongly Agree		Agree		Neither agree nor disagree		Disagree		Strongly Disagree		Total
1	I know who to contact when I have questions regarding academic programs at the University.	32.68%	84	40.86%	105	14.01%	36	9.73%	25	2.72%	7	257
2	I can easily communicate with professors at the University.	41.80%	107	44.92%	115	10.16%	26	1.56%	4	1.56%	4	256

Please indicate your level of agreement/disagreement to the following statements: (All)



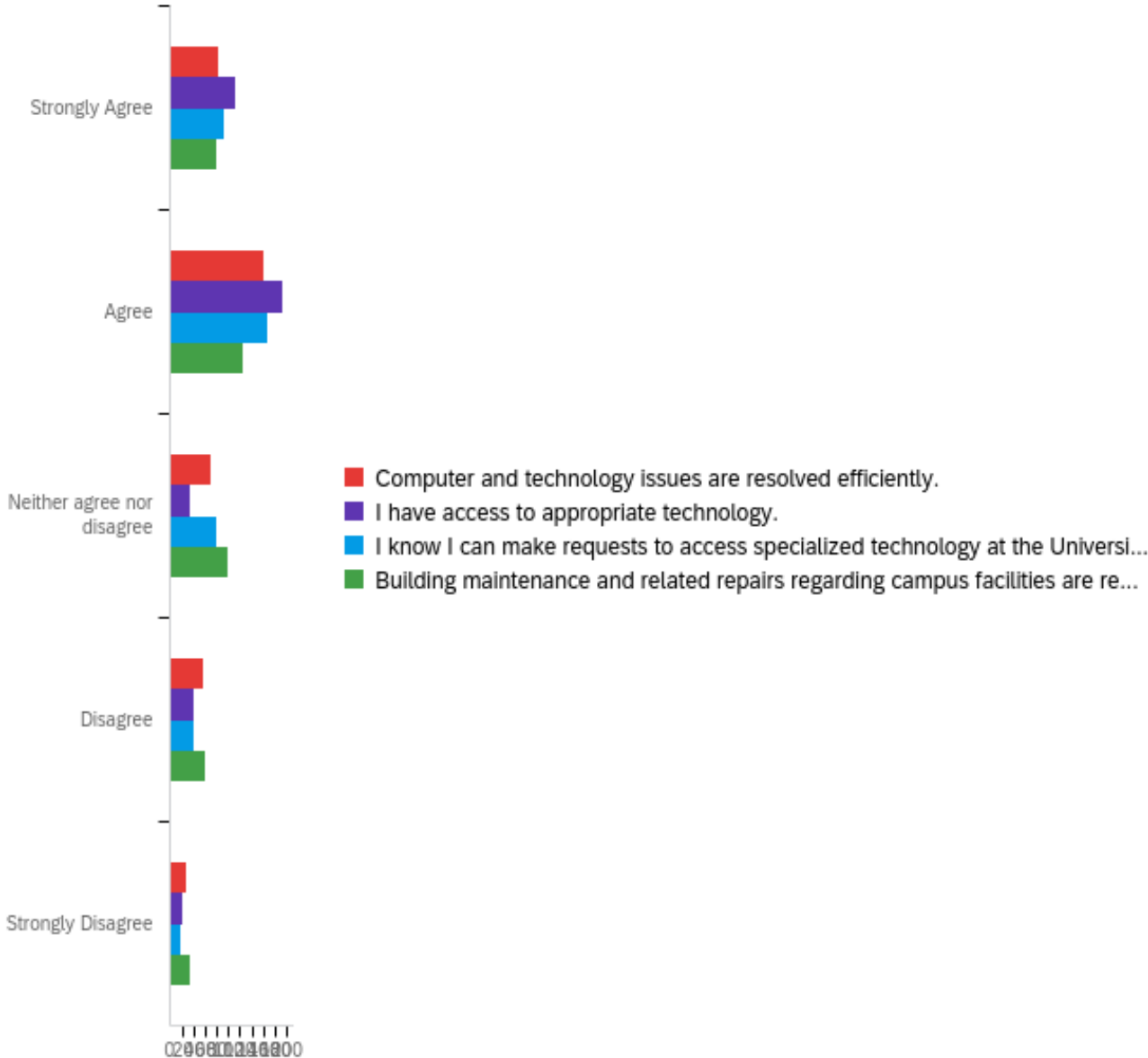
#	Question	Strongly Agree	Agree	Neither agree nor disagree	Disagree	Strongly Disagree	Total
1	The University is committed to promoting a campus climate that values everyone.	25.63% 102	40.70% 162	19.60% 78	10.05% 40	4.02% 16	398
2	When an administrator/supervisor makes a decision, it is based on a reasonable assessment of the issue or problem.	21.91% 87	36.27% 144	24.43% 97	9.57% 38	7.81% 31	397
3	University policies are applied consistently and fairly.	22.98% 91	31.31% 124	23.74% 94	11.87% 47	10.10% 40	396

**Concerns brought to administration are handled according to University policy.
(Faculty/Staff)**



#	Answer	%	Count
1	Strongly Agree	11.54%	15
2	Agree	38.46%	50
3	Neither agree nor disagree	34.62%	45
4	Disagree	12.31%	16
5	Strongly Disagree	3.08%	4
	Total	100%	130

Please indicate your level of agreement/disagreement to the following statements: (All)



#	Question	Strongly Agree		Agree		Neither agree nor disagree		Disagree		Strongly Disagree		Total
1	Computer and technology issues are resolved efficiently.	20.91%	83	40.30%	160	17.63%	70	14.61%	58	6.55%	26	397
2	I have access to appropriate technology.	27.96%	111	48.61%	193	8.31%	33	10.08%	40	5.04%	20	397
3	I know I can make requests to access specialized technology at the University.	23.62%	94	41.71%	166	20.10%	80	10.05%	40	4.52%	18	398
4	Building maintenance and related repairs regarding campus facilities are resolved efficiently.	19.70%	78	31.57%	125	24.75%	98	15.15%	60	8.84%	35	396