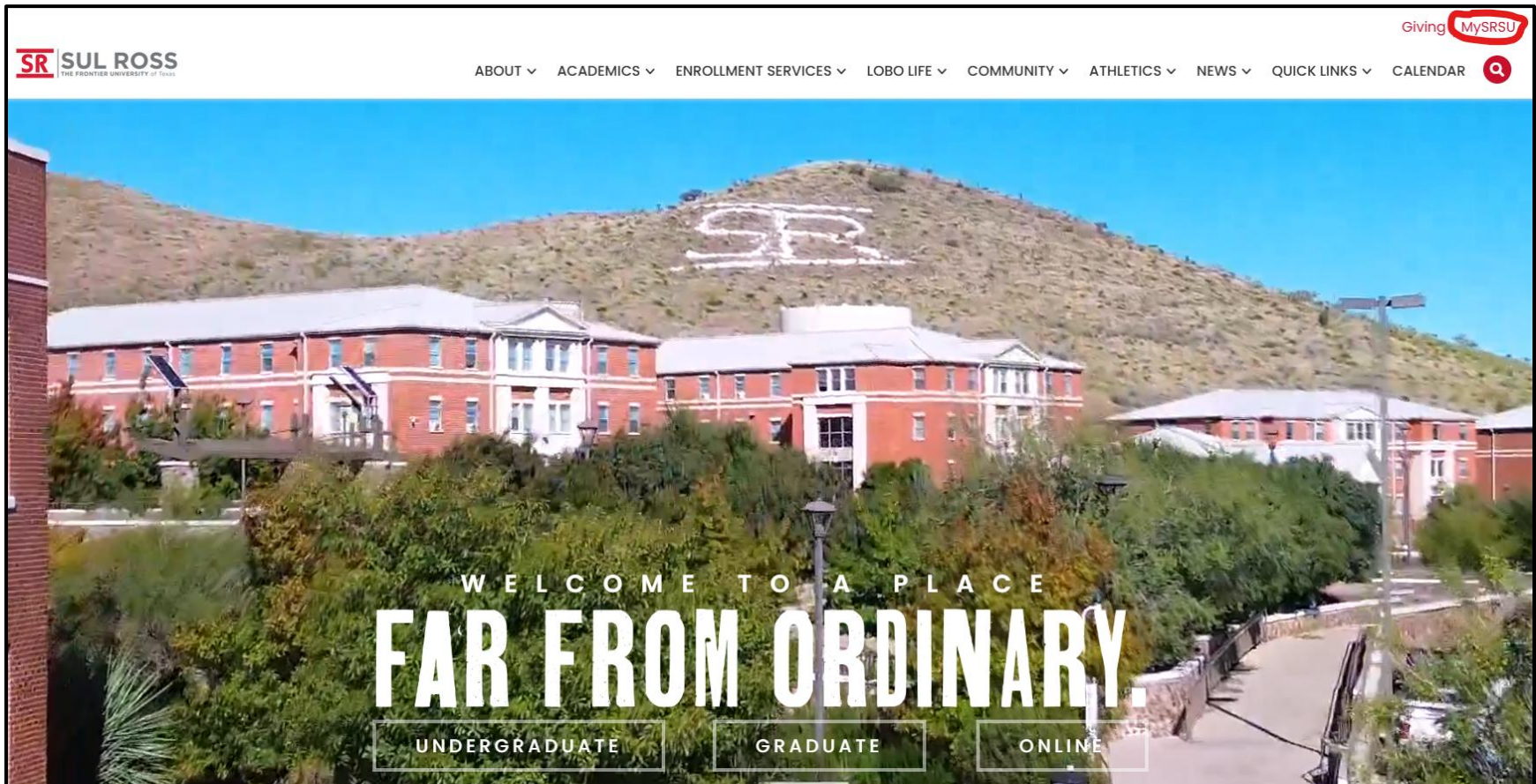



# HOW TO ACCESS DEGREE WORKS

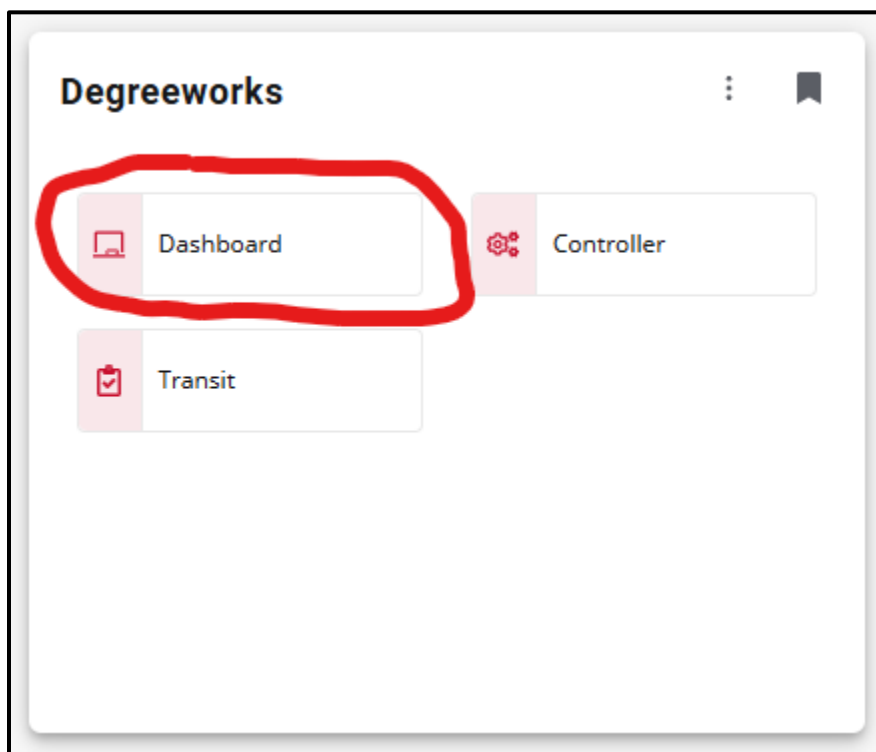
1. Go to main page and log in to “mySRSU”



2. If you haven't already, be sure to bookmark the Degreeworks card for easy access.
  - a. If you don't have it bookmarked, click on the Work tab which will give you access to the Degreeworks card.



b. If you have the card bookmarked, you can skip the work tab. Click on the Dashboard box in the Degreeworks card.



3. Here you will look up students in one of two ways.

a. Type in the **Student ID (A#)** and press enter.

b. Click the **Select Student drop down box** and see all students that are assigned to you, listed in descending alphabetical order by last name.

**Sul Ross State University Worksheets**

Student ID

Select Student

[Advanced search](#)

4. You now have access to the student's degree plan.

### Sul Ross State University Worksheets

Student ID: A00 | Name: [Redacted] | Degree: Bachelor of Science

[Advanced search](#)

**Level** Undergraduate | **Major** Biology | **Minor** Geology | **Program** BS Biology | **College** Ag Life and Phys Science | **Advisors**

**Last Term Enrolled** Spring 2026

**Academic** | What-If

Format: Student View

#### Degree progress

100% Requirements | 100% Credits | Overall GPA: 2.617

In-progress classes |  Preregistered classes | **PROCESS**